




# Numberblocks MathLink Cubes Stories Blast Off!



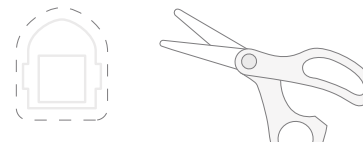
Here's how to make your own story!



1. Create a backdrop for your story by taping three pieces of A4 card together like this...



2. Stick the scene print-outs below onto your backdrop with PVA glue and colour them in.

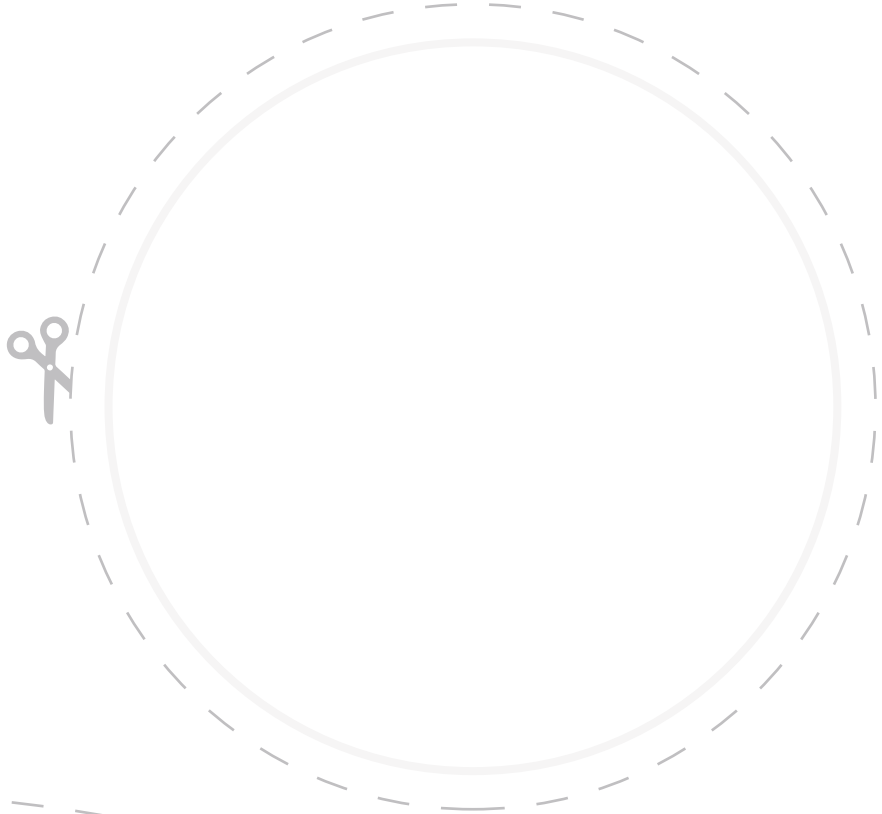


3. Print and carefully cut out the props using safety scissors. Attach the stars to lolly pop sticks with sticky tape.



4. Count down from 10 and watch your Numberblocks MathLink Cukes take flight!

# Backdrop





# Foreground

