



Numberblocks MathLink Cubes Stories

Peekaboo!



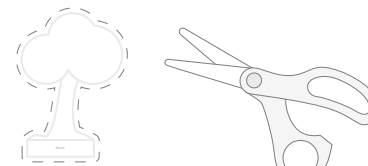
Here's how to make your own story!




1. Create a backdrop for your story by taping three pieces of A4 card together like this...



2. Stick the scene print-outs below onto your backdrop with PVA glue and colour them in.




3. Print and carefully cut out the props using safety scissors. Attach the clouds to lolly pop sticks with sticky tape.



4. There you have it! The perfect scene for peekaboo with your Numberblocks MathLink Cubes!

Backdrop





Foreground

