
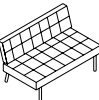
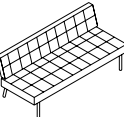
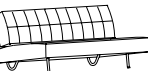


LOUNGE SEATING

Pullman™ Designer – Nienkämper

— US Only —																	
	Model Number	Seat H"	W"	D"	H"	Fabric Yds.	Leather Sq. Ft.	COM	COL	Verde	Grano	Cremoso	Knoll Textiles				
													1	2	3	4	
LOUNGE CHAIR																	
	15704	16	28	30	30												
	Fully upholstered - Tufted					2¼	32	3,550	3,720	4,965	5,335	5,490	3,765	3,955	4,165	4,390	
	Fully upholstered - Plain					2¼		3,550					3,765	3,955	4,165	4,390	
TWO SEAT SOFA																	
	15706	16	49	30	30												
	Fully upholstered - Tufted					3	54	5,375	5,650	7,165	7,640	7,840	5,655	5,920	6,205	6,490	
	Fully upholstered - Plain					3		5,375					5,655	5,920	6,205	6,490	
THREE SEAT SOFA																	
	15707	16	70	30	30												
	Fully upholstered - Tufted					4½	76	7,340	7,710	10,060	10,755	11,025	7,770	8,160	8,580	9,015	
	Fully upholstered - Plain					4½		7,340					7,770	8,160	8,580	9,015	
SLEEPER SOFA																	
	15701	16	80	42	30½												
	Fully upholstered - Tufted					7	112	8,025	8,430	12,210	13,320	13,745	8,685	9,300	9,950	10,630	
	Fully upholstered - Plain					7		8,025					8,685	9,300	9,950	10,630	


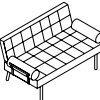
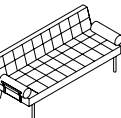

**Pullman Chair**  
Fabric yardages are based on a 54" width with no repeat, see page 6 for instructions. The base is available in a brushed nickel finish as standard; add 5% for a polished chrome finish.

**Pullman Sleeper Sofa**  
Fabric yardages are based on a 54" width with no repeat, fabric must be railroaded, see page 6 for instructions. The base is available in a brushed nickel finish as standard; add 5% for a polished chrome finish. Measurements of the Sleeper Sofa used as a bed are: width 80" x depth 50" x height 16".



LOUNGE SEATING

Pullman™ Designer – Nienkämper

														— US Only —			
Model Number	Seat H"	Arm H"	W"	D"	H"	Fabric Yds	Leather Sq.Ft.	COM	COL	Verde	Grano	Cremoso	KnollTextiles				
													1	2	3	4	
LOUNGE CHAIR WITH ARMS																	
	15714	17	24 ½	35	30	30											
	Fully upholstered - tufted					3¼	48		5,315	5,575	7,330	7,855	8,070	5,615	5,905	6,210	6,525
	Fully upholstered - plain					3¼			5,315					5,615	5,905	6,210	6,525
TWO SEAT SOFA WITH ARMS																	
	15715	16	24 ½	56	30	30											
	Fully upholstered - tufted					4	70		7,135	7,515	9,540	10,170	10,415	7,520	7,865	8,240	8,630
	Fully upholstered - plain					4			7,135					7,520	7,865	8,240	8,630
THREE SEAT SOFA WITH ARMS																	
	15716	16	24 ½	77	30	30											
	Fully upholstered - tufted					5½	92		9,125	9,555	12,405	13,280	13,620	9,645	10,125	10,645	11,170
	Fully upholstered - plain					5½			9,125					9,645	10,125	10,645	11,170
SLEEPER SOFA WITH ARMS																	
	15717	16	22	87	42	30 ½											
	Fully upholstered - tufted					8	128		9,785	10,280	14,025	15,830	16,340	10,540	11,235	11,990	12,760
	Fully upholstered - plain					8			9,785					10,540	11,235	11,990	12,760

Pullman Chair

Fabric yardages are based on a 54" width with no repeat, see page 6 for instructions. The base is available in a brushed nickel finish as standard; add 5% for a polished chrome finish.

Pullman Sleeper Sofa

Fabric yardages are based on a 54" width with no repeat, fabric must be railroaded, see page 6 for instructions. The base is available in a brushed nickel finish as standard; add 5% for a polished chrome finish. Measurements of the Sleeper Sofa used as a bed are: width 87" x depth 50" x height 16".

