
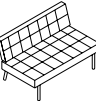
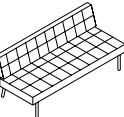



LOUNGE SEATING

Pullman™ Designer - Nienkämper

— CDN Only — KnollTextiles																
	Model Number	Seat H"	W"	D"	H"	Fabric Yds.	Leather Sq. Ft.	COM	COL	Verde	Grano	Cremoso	1	2	3	4
LOUNGE CHAIR																
	15704	16	28	30	30											
	Fully upholstered - Tufted					2¼	32	3,550	3,720	4,965	5,335	5,490	3,860	4,165	4,505	4,845
	Fully upholstered - Plain					2¼		3,550					3,860	4,165	4,505	4,845
TWO SEAT SOFA																
	15706	16	49	30	30											
	Fully upholstered - Tufted					3	54	5,375	5,650	7,165	7,640	7,840	5,790	6,205	6,655	7,100
	Fully upholstered - Plain					3		5,375					5,790	6,205	6,655	7,100
THREE SEAT SOFA																
	15707	16	70	30	30											
	Fully upholstered - Tufted					4½	76	7,340	7,710	10,060	10,755	11,025	7,965	8,580	9,260	9,935
	Fully upholstered - Plain					4½		7,340					7,965	8,580	9,260	9,935
SLEEPER SOFA																
	15701	16	80	42	30½											
	Fully upholstered - Tufted					7	112	8,025	8,430	12,210	13,320	13,745	8,990	9,950	11,005	12,050
	Fully upholstered - Plain					7		8,025					8,990	9,950	11,005	12,050

Pullman Chair

Fabric yardages are based on a 54" width with no repeat, see page 6 for instructions. The base is available in a brushed nickel finish as standard; add 5% for a polished chrome finish.



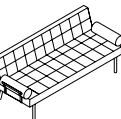
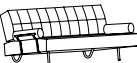
Pullman Sleeper Sofa

Fabric yardages are based on a 54" width with no repeat, fabric must be railroaded, see page 6 for instructions. The base is available in a brushed nickel finish as standard; add 5% for a polished chrome finish. Measurements of the Sleeper Sofa used as a bed are: width 80" x depth 50" x height 16".



LOUNGE SEATING

Pullman™ Designer - Nienkämper

														— CDN Only —				
	Model Number	Seat H"	Arm H"	W"	D"	H"	Fabric Yds	Leather Sq.Ft.	COM	COL	Verde	Grano	Cremoso	Knoll Textiles				
														1	2	3	4	
LOUNGE CHAIR WITH ARMS																		
	15714	17	24 ½	35	30	30												
	Fully upholstered - tufted						3 ¼	48		5,315	5,575	7,330	7,855	8,070	5,760	6,210	6,695	7,180
	Fully upholstered - plain						3 ¼			5,315					5,760	6,210	6,695	7,180
TWO SEAT SOFA WITH ARMS																		
	15715	16	24 ½	56	30	30												
	Fully upholstered - tufted						4	70		7,135	7,515	9,540	10,170	10,415	7,690	8,240	8,845	9,435
	Fully upholstered - plain						4			7,135					7,690	8,240	8,845	9,435
THREE SEAT SOFA WITH ARMS																		
	15716	16	24 ½	77	30	30												
	Fully upholstered - tufted						5 ½	92		9,125	9,555	12,405	13,280	13,620	9,890	10,645	11,470	12,285
	Fully upholstered - plain						5 ½			9,125					9,890	10,645	11,470	12,285
SLEEPER SOFA WITH ARMS																		
	15717	16	22	87	42	30 ½												
	Fully upholstered - tufted						8	128		9,785	10,280	14,025	15,830	16,340	10,885	11,990	13,190	14,380
	Fully upholstered - plain						8			9,785					10,885	11,990	13,190	14,380

Pullman Chair

Fabric yardages are based on a 54" width with no repeat, see page 6 for instructions. The base is available in a brushed nickel finish as standard; add 5% for a polished chrome finish.

Pullman Sleeper Sofa

Fabric yardages are based on a 54" width with no repeat, fabric must be railroaded, see page 6 for instructions. The base is available in a brushed nickel finish as standard; add 5% for a polished chrome finish. Measurements of the Sleeper Sofa used as a bed are: width 87" x depth 50" x height 16".

