

Vox[®] Office[™]

Mark Muller



Prices include freight charges, blanket wrapped, dock delivered, from the manufacturing source to any location in the contiguous United States. Packing and/or crating are available, if required, upcharges apply.

Vox[®] Office[™]

PRIVATE OFFICE PLANNING GUIDE

FOREWORD

Introducing Vox® Office™

Part of the family of Vox® products, Vox® Office™ is imbued with the same quality, aesthetic, and functional attributes that all of the Vox® Conference Series embodies.

Vox® Office™ is a private office concept, which utilizes a series of highly flexible components.

The ability to manipulate one's environment at work allows the end user to create spaces that speak to their own specific needs – delivering environments that can be as productive as they are beautiful.



Vox® Office™ has won the following design awards:

2004: Architectural Record "Best Products"

2004: SIDIM Gold Award

2003: IDEX NeoCon® Canada Gold Award

TABLE OF CONTENTS

Foreward	2
Wood Veneer/Finishes	4
Wood Grain Plastic Laminate Surfaces	5
Coloured Plastic Laminate Surfaces	6
Fingerprint Resistance Plastic Laminate Surfaces	7
Metal and Paint Finishes	8
Drawer/Door Pull Specifications	9
Vox Office Features	10-11
Office Layouts	12-19
Worksurfaces	20-21
Returns for Vox Office	22-24
Leg Supports	25
File Storage Capacity	26
Moveable Pedestal Storage	27-28
Fixed Pedestal Storage	29-30
Pedestal Filler Panels	31
Bookcases	32
Project Tables - Fixed Height	33-37
Rectangular Shape	33
Rectangular Tapered	34
Radiused End	35
Round End	36-37
Project Tables - Pedestal Storage	38
T-Base Table Desk	39
Pedestal Desks	40-41
Project Tables - Adjustable Height	42-44
Project Tables - Four Legs on Casters	45-46
Worksurface Storage Units	47
Overhead Storage - Product Overview	48-49
Wall Mounted Overhead Storage	50-51
Workwalls with Gables	52-53
Storage Closets	54-57
Personal Closets - 10" & 18⁵/₈" W	58
Interiors for Personal Closets	59
Accessories for Accessory Rail	60-63
Accessories for Vox® Office™	64-65
Task Lighting & Base Options	66-67
Monitor Supports	68-69
CPU Holders	70-71
Keyboard Supports	72-73
Storage Accessories - Under Worksurface	74
Terms and Conditions of Sale	75

VENEERS

All wood surfaces are protected with a durable polyurethane clear laquer which includes UV inhibitor. This finish is known for its exceptional durability, as well as abrasion, chemical, impact and scratch resistance. Standard sheen level is 45 degrees. Optional 5, 10 and 35 degree sheen levels are available on request at no additional cost.

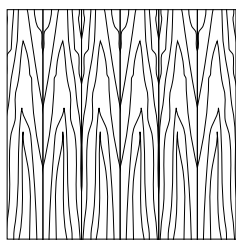
Wood Species	Order Code	Veneer/Stain	Upcharge
Maple	F-01	Natural Maple	No upcharge applies.
	F-02	Natural Curly Maple - Rotary Cut	Add 15%.
	F-03	Natural Bird's Eye Maple - Rotary Cut	Call Customer Service for pricing.
	F-04	Maple Stained Pear	No upcharge applies.
Cherry	F-05	Natural Cherry	No upcharge applies.
	F-06	Standard Cherry	No upcharge applies.
	F-07	Cherry Stained Amber	No upcharge applies.
	F-08	Cherry Stained Auburn	No upcharge applies.
	F-09	Cherry Stained Burgundy	No upcharge applies.
Mahogany	F-10	Light Mahogany	No upcharge applies.
	F-11	Medium Mahogany	No upcharge applies.
	F-12	Dark Mahogany	No upcharge applies.
	F-13	Red Mahogany	No upcharge applies.
Anagre	F-14	Natural Figured Anagre - Qtr. Cut Book-Match	Add 15%.
	F-15	Figured Anagre Stained Amber - Qtr. Cut Book-Match	Add 15%.
Sycamore	F-16	Natural Figured Sycamore - Qtr. Cut Book-Match	Add 15%.
Walnut	F-17	Burnt Walnut	No upcharge applies.
	F-19	Natural Walnut	No upcharge applies.
	F-24	Carbon Grey Walnut	No upcharge applies.
	F-27	Creamy Walnut	No upcharge applies.
	F-28	Tawny Walnut	No upcharge applies.
White Oak	F-18F	Natural White Oak - Flat Cut Book-Match (10° sheen)	No upcharge applies.
	F-18R	Natural White Oak - Rift Cut Slip-Match (10° sheen)	Add 5%
	F-26	Charcoal Ash On Oak - Flat Cut Book-Match (10° sheen)	No upcharge applies.
	F-29	Smokey Oak - Rift Cut Slip-Match (10° sheen)	Add 5%
Sapele – Ribbon Stripe	F-20	Natural Ribbon Strip Sepele - Qtr. Cut Slip-Match	No upcharge applies.
Moabe (Cherry substitute)	F-21	Natural Moabe - Quarter - Qtr. Cut Book-Match	No upcharge applies.
Cape Coast Walnut	F-22	Dark Cape Coast Walnut - Qtr. Cut Slip-Match	No upcharge applies.
	F-23	Natural Cape Coast Walnut - Qtr. Cut Slip-Match	No upcharge applies.
Ash	F-25	Slate Grey Ash - Qtr. Cut Slip-Match	No upcharge applies.

VEENER GRAIN OPTIONS

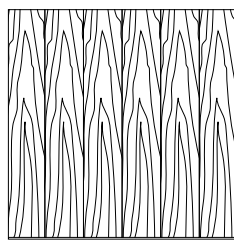
Nienkämper products utilize the best quality veneers available, and, combined with Nienkämper's patented veneering systems, create work environments of incredible quality and beauty.

All veneer furniture comes standard with flat cut book-match veneer; flat cut slip-match veneer can also be specified. Quarter cut slip-match and quarter cut book-match veneers are available at a 5% upcharge. Figured Anagre and Figured Sycamore veneers are Quarter cut book-matched. Bird's Eye Maple and Curly Maple are rotary cut.


Self and Taper edge tops with veneer are manufactured with a solid wood edge. All edges are then veneer wrapped to create a seamless profile top.




Standard Flat Cut Book-Match V1



Flat Cut Slip-Match V2



Quarter Cut Slip-Match V3 Add 5%



Quarter Cut Book-Match V4 Add 5%

P-LAM

Wood grain plastic laminate surfaces are available on table tops with Facet and Taper edges.

These tops are manufactured with a solid wood edge that is applied prior to the laminate top surface. This method conceals the thickness of the wood edge, while providing the durability required. Wood edges are selected that most closely resemble both the species and the color of the laminate chosen

Nienkämper has pre-selected a number of standard wood grain plastic laminates that represent a cross section of both color and species. Simply include the order code with the model number to make these selections. Alternatively wood grain plastic laminates selected outside of Nienkämper's standard selection can be made by specifying the manufacturer as well as the description and model number of the laminate at the time of order.

Wood Grain Plastic Laminate Surfaces	Order Code	Manufacturer #	Finish
Champagne Sagawood	WL1	Nevamar WM8349T	Textured
Hardrock Maple	WL2	Pionite WM791-SD	Textured/Suede
Amber Curly Maple	WL3	Pionite WM221-SD	Textured/Suede
Anagre	WL4	Pionite WX041	Suede
Monticello Maple	WL5	Wilsonart 7925-38	Fine Velvet Texture
Millwork Cherry	WL7	Pionite WC431	PV-Polished Velvet
Huntington Maple	WL9	Wilsonart 7929-38	Fine Velvet Texture
Wild Cherry	WL10	Formica 5904.43	Artisan
Amber Cherry	WL11	Wilsonart 7919.38	Fine Velvet Texture
Figured Mahogany	WL12	Wilsonart 7040-60	Matte
Fusion Maple	WL13	Wilsonart 7909-78	Fine Grain
New Age Oak	WL14	Wilsonart 7938-78	Fine Grain
Natural Pear	WL15	Wilsonart 7061-78	Fine Grain
Tuscan Walnut	WL16	Wilsonart 7921-78	Fine Grain
Nepal Teak	WL17	Wilsonart 7209-78	Fine Grain
Wild Cherry	WL18	Wilsonart 7054-78	Fine Grain
River Cherry	WL19	Wilsonart 7937-78	Fine Grain
Montana Walnut	WL20	Wilsonart 7110-78	Fine Grain
Windsor Mahogany	WL22	Wilsonart 7039-78	Fine Grain
Williamsburg Cherry	WL23	Wilsonart 7936-78	Fine Grain
Florence Walnut	WL25	Wilsonart 7993-78	Fine Grain
Skyline Walnut	WL26	Wilsonart 7964K-12	Soft Grain
Sterling Ash	WL27	Wilsonart 7995-78	Fine Grain
Ginger Root Maple	WL28	Formica 7288-58	Matt

To specify the wood grain laminate required simply add the Order Code WL_ to the model number of the product.

Wood grain laminate samples are available from your local sales representative or by calling Nienkämper's customer service department at 1-800-668-9318.

P-LAM

COLOURED P-LAM

Both Taper and Facet edge profiles are available with a colored laminate top.

Laminate edging on Taper tops. Edging will match the top surface and is applied prior to the surface laminate. By applying the laminate in this way the seam is positioned horizontally, is much less conspicuous as well as more durable.

Wood edging on Facet and Taper Edge tops is applied prior to the laminate. By applying the wood edge in this way the thickness of the wood edge is concealed, while providing the durability required. Wood species and finishes for edging, can be selected from page 4.

For laminates specified outside of Nienkämper's standard selection, specify the manufacturer as well as the description and model number of the laminate selected at time of order. For Facet edge tops, the laminate must be a post forming grade.

Translucent edging on Taper edge tops is applied after the surface laminate. The translucent edge is very durable. Clear translucent edge provides a good match with most white colored laminates, while silver translucent edge provides a metallic look and contrast to colored plastic laminates.



Taper edge in clear translucent with white P-Lam top

Coloured Plastic Laminates Surface	Order Code	Manufacturer #	Finish
Grey (Nienkamper - Light Grey/Putty)	CL-01	Wilsonart 1500-60	Matte
Platinum Gray (Nienkamper - Medium Grey/Clay)	CL-02	Nevamar S6023T	Textured
Slate Grey (Nienkamper - Dark Grey)	CL-03	Wilsonart D91-60	Matte
Black	CL-04	Wilsonart 1595-60	Matte
Angel White	CL-05	Pionite SW-826SD	Textured/Suede
Frosty White	CL-06	Wilsonart 1573-60	Matte
White (for writable surface)	CL-07	Formica 949-90	Gloss



Add the order code behind the edge profile when specifying.

P-LAM

FINGERPRINT RESISTANCE P-LAM

Fingerprint Resistance Plastic Laminate is an innovative material created for interior design applications and is suitable for both vertical and horizontal interior applications on our nienkamper furniture.

The external surface of Fingerprint Resistance Plastic Laminate involves the use of nanotechnology made possible by next generation acrylic resins.

The unique composition offers extraordinary features coupled with a unique user experience. These include an ultra matte surface (eliminating glare), an ultra sofa feel, an anti-fingerprint surface, thermal healing of micro-scratches, increased durability as well as anti-bacterial and mold-resistant properties.

Edgeband with matching color to the Fingerprint Resistance Plastic Laminate is only available on taper edge. For 1" or 1-1/4" thick top with self edge, same Fingerprint Resistance Plastic Laminate can be specified for the self edge or it can be in clear/silver translucent edge.

There is a 10% upcharge on our standard plastic laminate table pricing for Fingerprint Resistance Plastic Laminate.

Colored "Fingerprint Resistance" Plastic Laminate Surface	Order Code	Finish
Black	RL-01	Matte
Gray	RL-02	Matte
Pure White	RL-03	Matte
Sand	RL-04	Matte
Bronze	RL-05	Matte

Edgeband to Match with Colored "Fingerprint Resistance" Plastic Laminate	Order Code
Black	RE-01
Gray	RE-02
Pure White	RE-03
Sand	RE-04
Bronze	RE-05

METAL AND PAINT FINISHES

Vox® Office™ has a variety of surfaces that are anodized aluminum, including support legs, pencil stop, accessory track and accessories. Other painted surfaces are medium density fiberboard, including all cabinet cases, pedestals and project bin storage areas. Vox® Office™ is standard with painted cases, if veneer cases are required, contact Nienkämper Customer Service at 1.800.668.9318 for pricing.

The following chart gives a description of the three available aluminum finishes as well as their corresponding paint colors.

Two grades of paint finish are available for cabinets.

Standard pricing includes a semi gloss tinted paint that is color matched to the three anodized aluminum finishes.

Premium finishing includes a high luster metallic paint that is color matched to the three anodized aluminum finishes
Add 5% list up charge for metallic paint finishes.

Anodized Aluminum	Code	Standard Paint to match anodized aluminum	Code	Metallic Paint to match anodized aluminum	Code
Silver	AL-01	Silver	SP-01	Silver Metallic	MP-01
Champagne	AL-02	Champagne	SP-02	Champagne Metallic	MP-02
Light Bronze	AL-03	Light Bronze	SP-03	Light Bronze Metallic	MP-03






Anodized Aluminum	Code
Polished Aluminum	AL-07

Polished Aluminum legs (Page 25) can be selected as an option, upcharges apply.

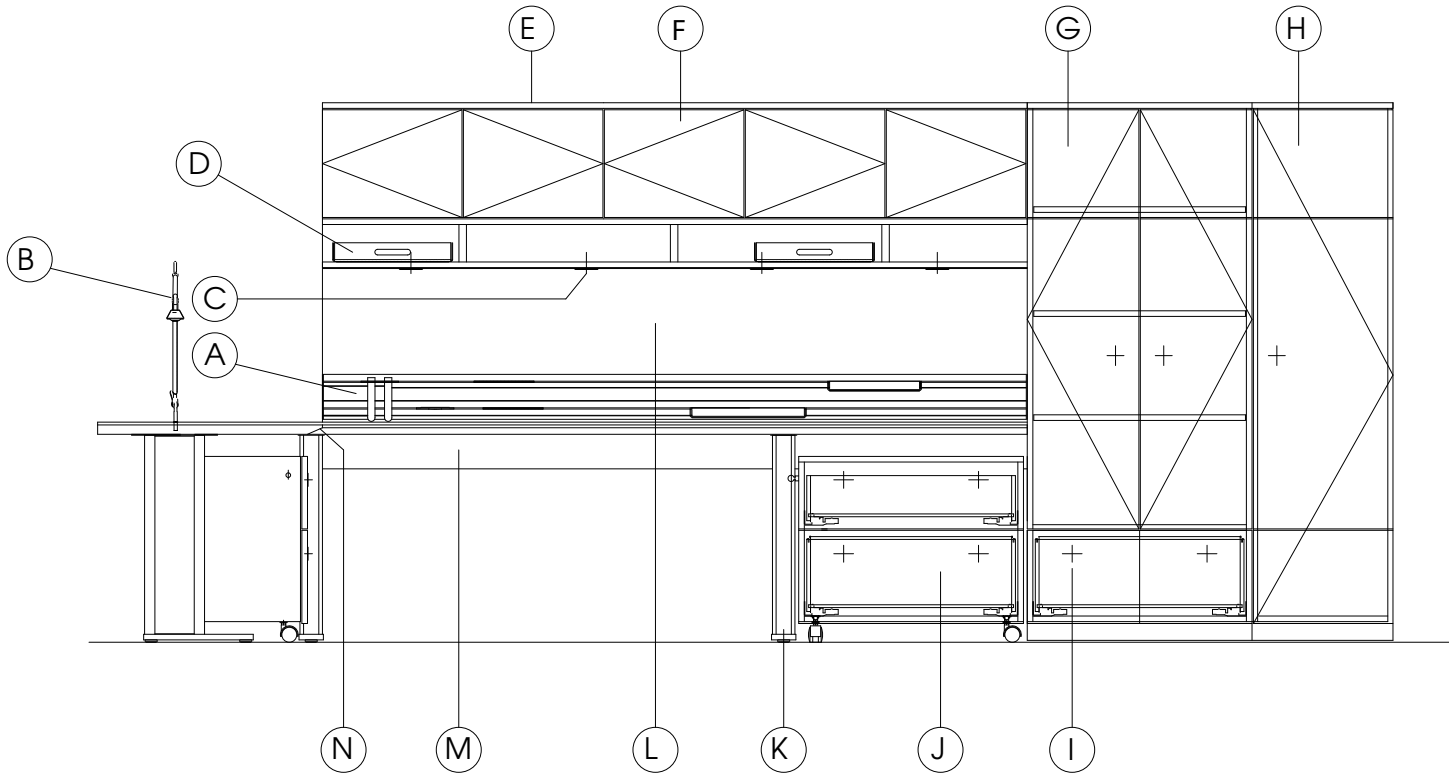
Simply specify the finish of choice when placing your order.

Anodized aluminum as well as paint finishes are available from your local sales representative or from Nienkämper's customer Service department. Call 1.800.668.9318.

DRAWER/DOOR PULL SPECIFICATIONS

	Finish	Model Number	L"	x	H"	x	D"	Product Description
<p>Flush Pull - Paint Finish</p> 	Silver	FP-S	2		1 $\frac{3}{4}$		$\frac{1}{16}$	<p>This flush pull is cast stainless steel and is finished in standard paint finishes to match cabinets. When ordering pulls, add the drawer pull code to the end of the model number of the cabinet selected.</p> <p>Flush pulls are horizontal on credenza fronts, vertical on closet fronts.</p>
<p>Flush Pull 2 - Paint Finish</p> 	Silver	FP2-S	4 $\frac{1}{2}$ - 7		2 $\frac{1}{8}$		$\frac{3}{16}$	<p>This flush pull is die cast zinc and is finished in a metallic silver paint supplied in two sizes scaled to fit the cabinet fronts. When ordering pulls, add the drawer pull code to the end of the model number of the cabinet selected.</p> <p>Flush pulls are horizontal on credenza fronts, vertical on closet fronts.</p>
<p>Swivel Pull - Paint Finish</p> 	Silver	SP-S	1 $\frac{1}{8}$		1 $\frac{3}{4}$		$\frac{1}{16}$	<p>The swivel pull is cast stainless steel and is finished in standard paint finishes to match cabinets. When ordering pulls, add the drawer pull code to the end of the model number of the cabinet selected.</p>
<p>Bar Pull - Stainless Steel</p> 	Satin Finish	BP-BSS	13 $\frac{3}{8}$ - 19 $\frac{5}{8}$		$\frac{3}{8}$		$\frac{1}{2}$	<p>The satin finished stainless steel bar pull is supplied in two sizes scaled to fit the cabinet fronts. All bar pulls run horizontally on credenza fronts, and vertically on all closet fronts. When ordering pulls, add the drawer pull code to the end of the model number of the cabinet selected.</p>
<p>Bar Pull - Anodized Aluminum</p> 	Silver Champagne Light Bronze	BP-S BP-C BP-LB	14-20		$\frac{3}{8}$		$\frac{1}{2}$	<p>The aluminum bar pull is supplied in two sizes scaled to fit the cabinet fronts. All bar pulls run horizontally on credenza fronts and vertically on all closet fronts. Available in three standard anodized finishes to match cabinets. When ordering pulls, add the drawer pull code to the end of the model number of the cabinet selected.</p>

VOX® OFFICE™ FEATURES



VOX® OFFICE™ FEATURES

A – The accessory rail is a 6" high continuous aluminum surface that is positioned directly over the back of the desktop. A variety of accessories including, letter and legal trays, pencil cups, vase, binder storage and picture holders are available to personalize the workstation. Pages 60-63 describes accessory options.

B – Task lighting is fully integrated into the workstation with two distinct models to choose from. Task lighting can be ordered fixed in position with flush grommet connections or with a movable base. Pages 66-67 describes these lighting options.

C – Two lighting solutions are integrated into the overhead storage units. Halogen lighting evenly spaced under the overheads can be dimmed with four settings. A touch dimmer is located directly in the workstation top. Fluorescent lighting discreetly positioned behind a valance is also switched on or off at the worksurface. Page 49 describes overhead lighting options.

D – Project bin storage is an option for Vox® Office™. While providing an aesthetic feature it also incorporates an area for prioritized stacking of current projects. Project bins are an accessory item found on page 49.

E – Overhead storage units can be ordered in a range of heights and widths, with or without project bin storage or lights. Cabinets are painted in a choice of three colors in both metallic and non metallic finishes.

VOX® OFFICE™ FEATURES

F- Overhead storage doors are available in a range of stains and veneers on page 4. Overhead doors can also be specified with aluminum-anodized trim and glass panels that are either clear or frosted. Door options are specified when ordering overhead cabinets on pages 50-53.

G – Storage closets are available in 2 depths 26¼” and 29½” and 2 widths 30”, and 36” to accommodate any planning situation. Interior options include box, file, lateral files, and/or reversible binder/storage shelves.

H - Personal closets are 10” and 18⅝” wide. Large personal closets can be ordered with adjustable shelving, coat storage, or with a range of personal items that include a mirror, safe, and drawer interiors. Page 59 describes storage closet options.

I – A variety of pull options and finishes are available for drawer/door fronts and include two styles of flush recessed pulls, a swivel handled pull, and several bar pull options. Page 9 describes these pull options.

J – A range of fixed and mobile storage pedestals are available that include both storage and file interiors. Pages 27-31 describe pedestal options. Page 26 illustrates the capacity of letter and legal files in each pedestal.

K – Vox® Office™ legs are made from a hollow aluminum profile that is fixed to an aluminum base plate. Vox legs can be specified in all of the standard anodized colors. If wire management is required inside the leg an optional assembly can be specified (page 25) that allows the sides of the leg to be removed. Standard legs have fixed side panels.

L – The fabric tack panel surface starts directly above the accessory rail and in cases where the accessory rail is not ordered it drops below the worktop. COM yardages and costs are also described here.

M – A large wire management trough below the work surface and tack panel allows cables to be conveniently stored anywhere along its length. Primary worktops accommodate cabling with a continuous wire access slot 1¼” wide that is concealed with an aluminum pencil stop and rubber reveal strip. This provides a universal opportunity for positioning cables.

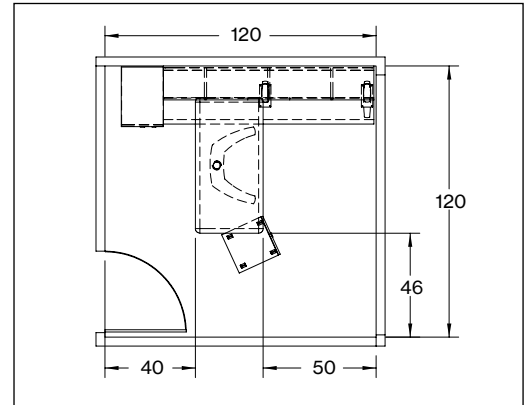
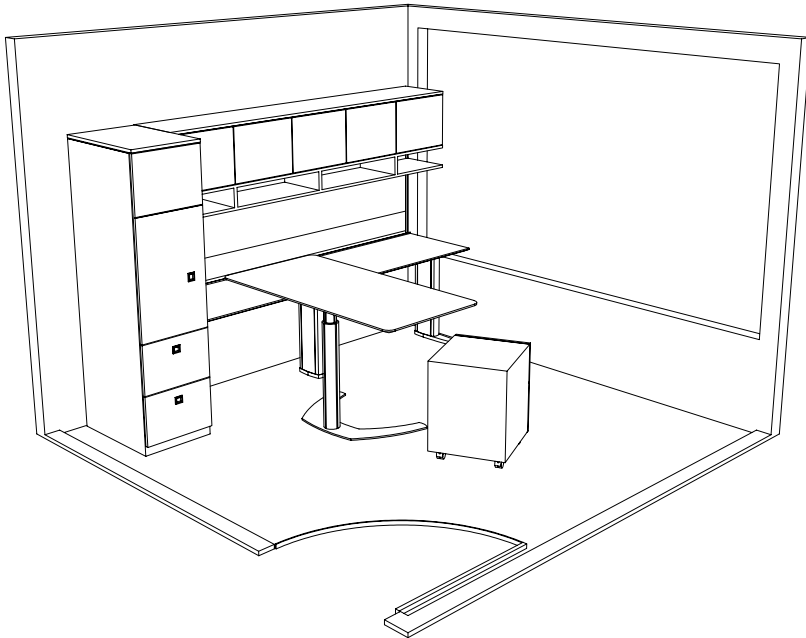
N – Tops are available in a range of standard veneers and stains as well as wood and colored laminates found on pages 4-7. 1¼” Tops are tapered to ⅜” to reveal a thin edge which is the standard edge profile for Vox® Office™.

O – Project Tables are available as fixed or movable worksurfaces in a variety of shapes. Movable project tables are also available with height adjustable option found on pages 42-44.

OFFICE LAYOUTS

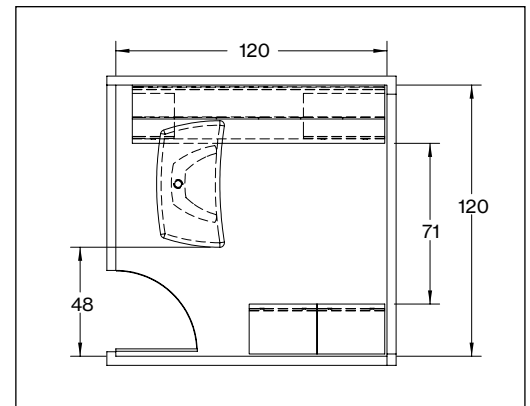
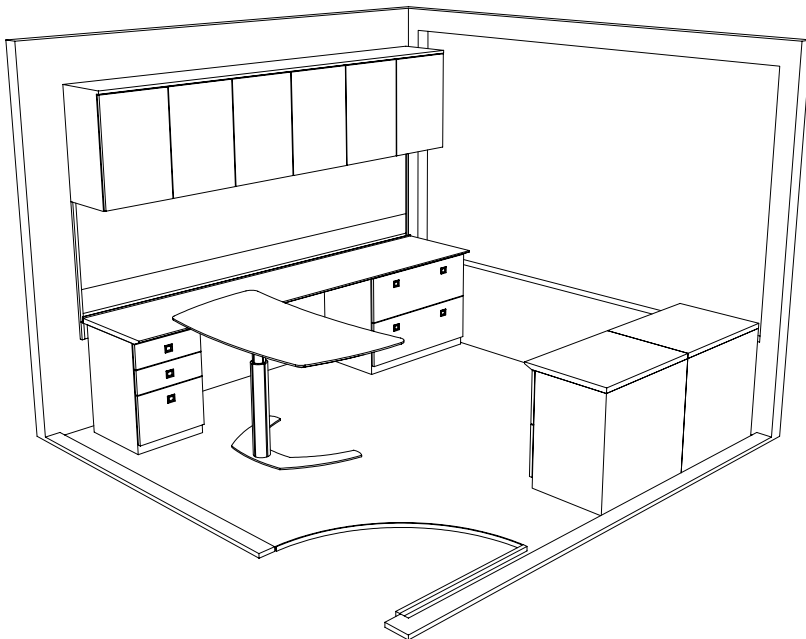
10' x 10' Room

OPTION A



Product Name	Model Number	List Price
Worktop 93 $\frac{1}{8}$ " X 23 $\frac{3}{4}$ "	70037/2	2,010
Overhead Single Height 5 Hinged Wood Doors	71035/HW	4,375
Project Bin 5	71051	790
Standard Tack Panel 5	71055	1,275
Wardrobe 18 $\frac{5}{8}$ " x 26 $\frac{5}{8}$ " x 73"	70741	5,305
Rectangular Shape Project Table Pneumatic Height Adjustment 60" x 30" x 26 $\frac{1}{2}$ "-44"	70303/2	4,145
Movable Pedestal Storage Box/File, Pencil Drawer, Front Locks 18 $\frac{5}{8}$ " x 20" x 24 $\frac{3}{4}$ "	70251	3,220
Closed Elliptical Leg 3 $\frac{1}{8}$ " x 14 $\frac{3}{4}$ " x 27 $\frac{3}{4}$ "	70001	830
Closed Elliptical Leg 3 $\frac{1}{8}$ " x 8 $\frac{1}{2}$ " x 27 $\frac{3}{4}$ "	70003	830
Total List Price		22,780

OPTION B

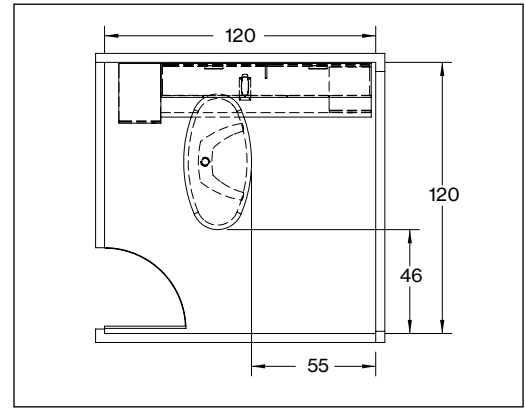
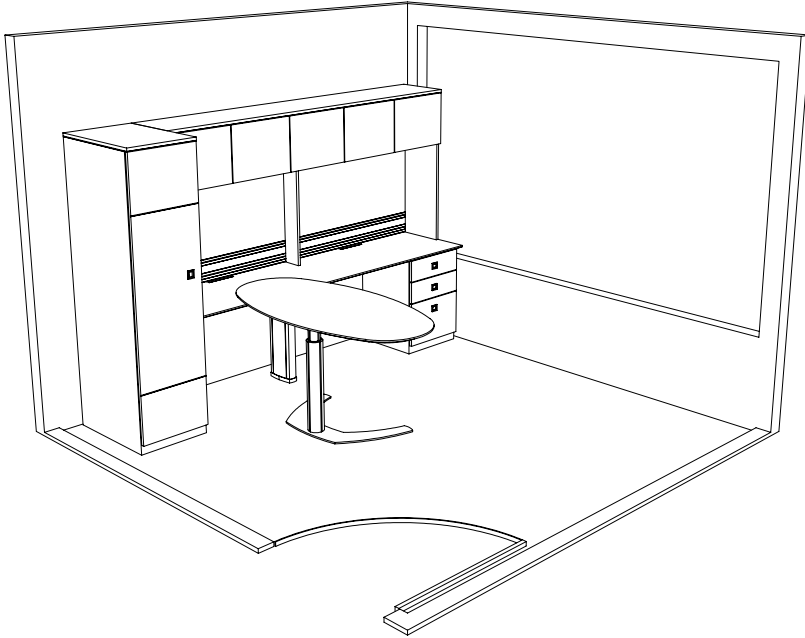


Product Name	Model Number	List Price
Worktop 111 $\frac{1}{4}$ " X 23 $\frac{3}{4}$ "	70047/2	2,390
Fixed Pedestal Storage, 2 Lateral File, Front Locks 36" x 20" x 27 $\frac{3}{4}$ "	70217	5,460
Fixed Pedestal Storage, 2 Box/1 File, Pencil Drawer, Front Locks 18 $\frac{5}{8}$ " x 20" x 27 $\frac{3}{4}$ "	70203	3,295
Forma Shape Project Table, Pneumatic Height Adjustment 56" x 30" x 26 $\frac{1}{2}$ "-44"	70395/2	4,230
Overhead Double Height 6 Hinged Wood Doors	71038/HW	6,565
Standard Tack Panel 6	71056	1,500
Fixed Pedestal Storage, 2 File with Wood Top - Lateral, Front Locks 30" x 22 $\frac{1}{8}$ " x 29"	70214/2	9,340
Total List Price		32,780

OFFICE LAYOUTS

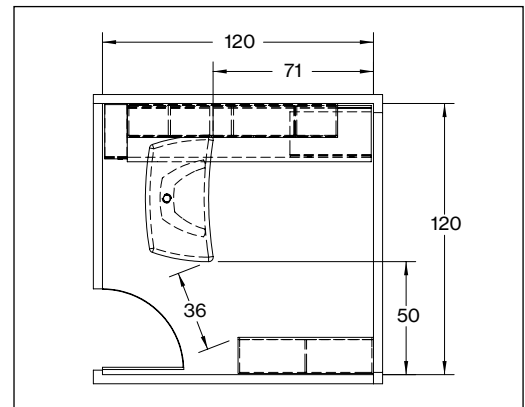
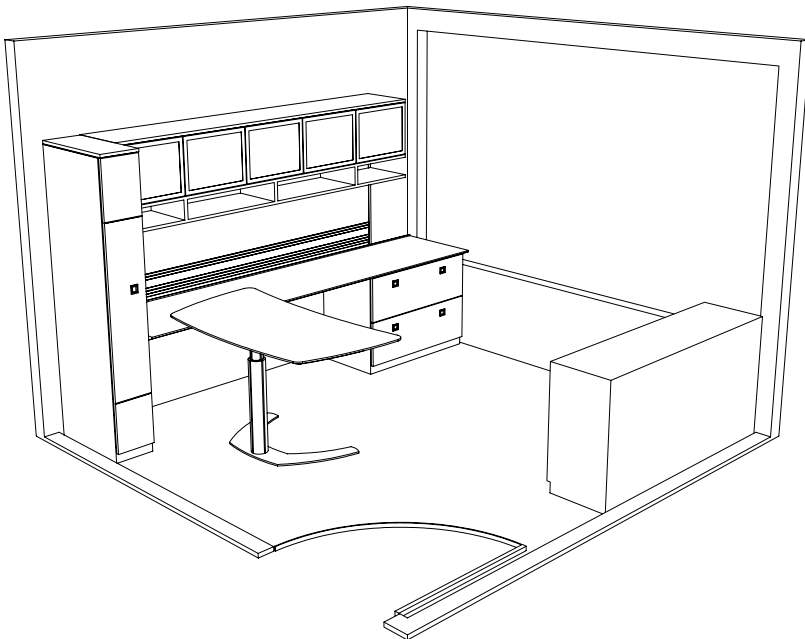
10' x 10' Room

OPTION C



Product Name	Model Number	List Price
Worktop 93 $\frac{1}{8}$ " X 23 $\frac{3}{4}$ "	70037/2	2,010
Workwall Single Height 5 Hinged Wood Doors	71045/HW	5,265
Tack Panel C/W Rail 5	71059	1,820
Personal Closet 18 $\frac{5}{8}$ " x 26 $\frac{3}{8}$ " x 73"	70551	4,130
Vox Office Fixed Pedestal Storage 2 Box/1 File, Pencil Drawer, Front Locks 18 $\frac{5}{8}$ " x 20" x 27 $\frac{3}{4}$ "	70203	3,295
Closed Elliptical Leg 3 $\frac{1}{8}$ " x 8 $\frac{1}{2}$ " x 27 $\frac{3}{4}$ "	70003	830
Oval Shape Project Table, Pneumatic Height Adjustment 60" x 30" x 26 $\frac{1}{2}$ "-44"	70304/2	4,335
Total List Price		21,685

OPTION D

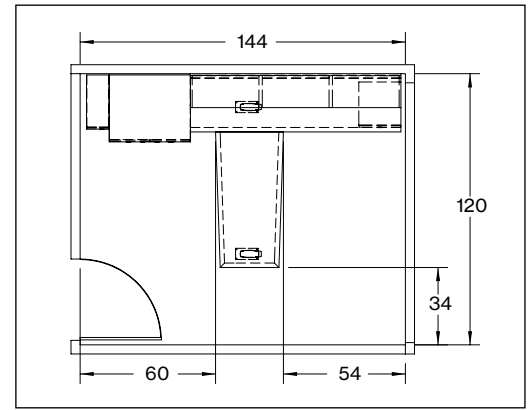
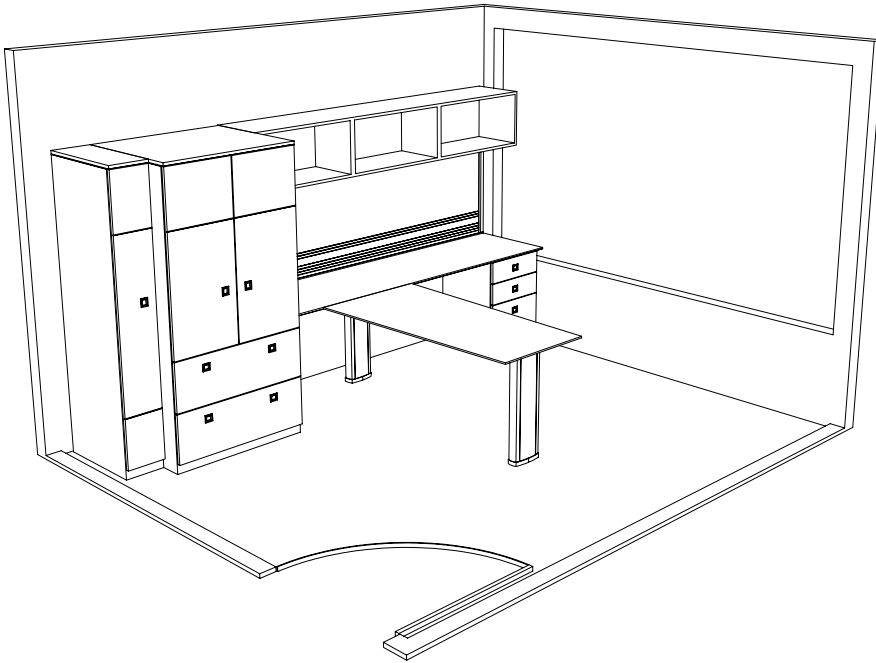


Product Name	Model Number	List Price
Worktop 108" X 23 $\frac{3}{4}$ "	70044/2	2,320
Wardrobe 10" x 24" x 73"	70555	3,305
Fixed Pedestal Storage, 2 Lateral File, Front Locks 36" x 20" x 27 $\frac{3}{4}$ "	70217	5,460
Overhead Single Height 5 Hinged Glass Doors	71035/HG	4,875
Project Bin 5	71051	790
Tack Panel C/W Rail 5	71059	1,820
Bookcase with Center Gable, Painted Case / Wood Shelf 60" x 16" x 31 $\frac{1}{2}$ "	70725/3	5,175
Forma Shape Project Table, Pneumatic Height Adjustment 56" x 30" x 26 $\frac{1}{2}$ "-44"	70395/2	4,230
Total List Price		27,975

OFFICE LAYOUTS

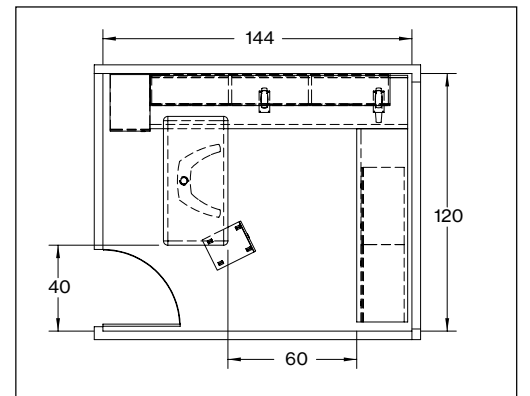
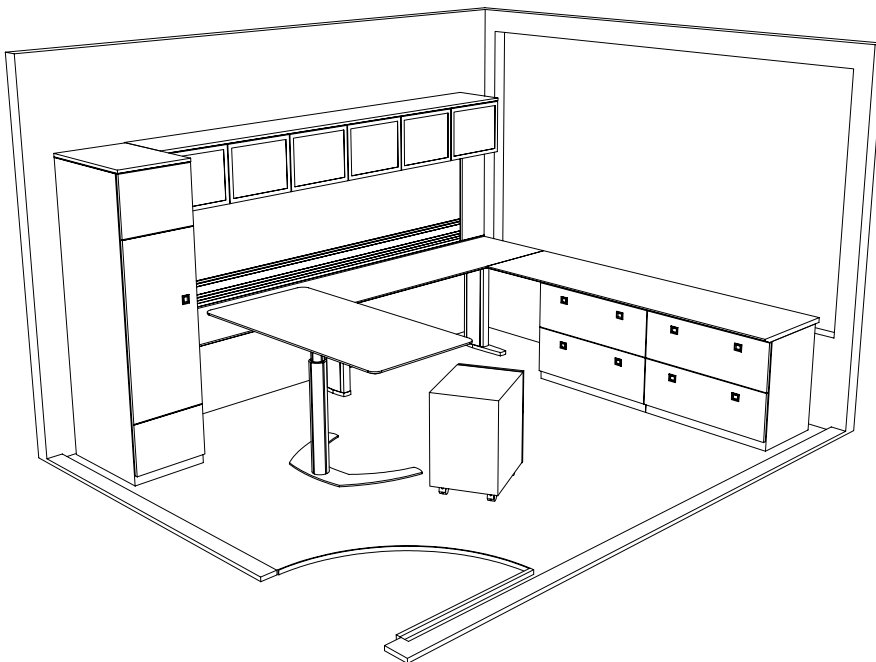
10' x 12' Room

OPTION A



Product Name	Model Number	List Price
Worktop 93 $\frac{1}{8}$ " X 23 $\frac{3}{4}$ "	70037/2	2,010
Overhead Single Height 5 Pedestal Open Case	71035	3,380
Tack Panel C/W Rail 5	71059	1,820
Standard Height Storage Closet 2 Lateral File/2 Doors, 2 Adjustable Shelves, Drawers Below 36" x 29 $\frac{1}{2}$ " x 73"	70526	9,390
Wardrobe 10" x 24" x 73"	70555	3,305
Fixed Pedestal Storage 2 Box/ 1 File, Pencil Drawer, Front Locks 18 $\frac{5}{8}$ " x 20" x 27 $\frac{3}{4}$ "	70203	3,295
Closed Elliptical Leg 3 $\frac{1}{8}$ " x 8 $\frac{1}{2}$ " x 27 $\frac{3}{4}$ "	70003	830
Project Tables, Fixed Height, Rectangular Tapered 60" x 30"-26" x 29"	70173/2	2,890
Total List Price		26,920

OPTION B

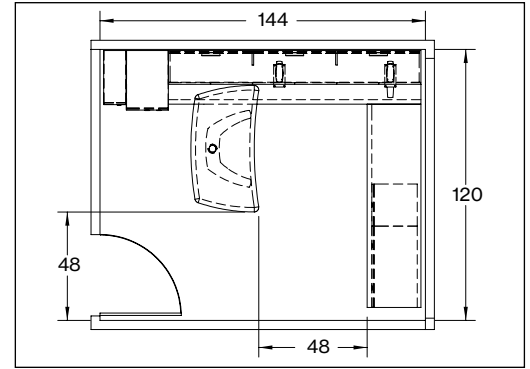
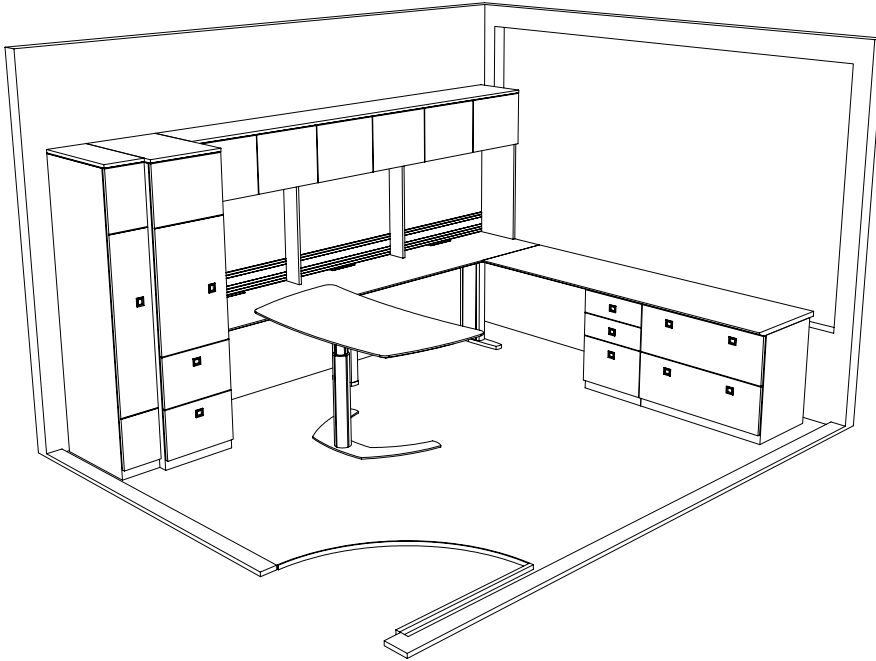


Product Name	Model Number	List Price
Worktop 120" X 23 $\frac{3}{4}$ "	70054/2	2,570
Overhead Single Height 6 Hinged Glass Doors	71037/HG	5,855
Tack Panel C/W Rail 6	71060	2,175
Personal Closet 18 $\frac{5}{8}$ " x 26 $\frac{3}{8}$ " x 73"	70551	4,130
Closed Elliptical Leg 3 $\frac{1}{8}$ " x 14 $\frac{3}{4}$ " x 27 $\frac{3}{4}$ "	70001	830
Closed Elliptical Leg 3 $\frac{1}{8}$ " x 8 $\frac{1}{2}$ " x 27 $\frac{3}{4}$ "	70003	830
Rectangular Shape Project Table, Pneumatic Height Adjustment 60" x 30" x 26 $\frac{1}{2}$ "-44"	70303/2	4,145
Returns 90" x 23 $\frac{3}{4}$ "	70111/2	1,945
Fixed Pedestal Storage, Front Locks 2 Lateral File 36" x 20" x 27 $\frac{3}{4}$ "	70217	10,290
Movable Pedestal Storage Box/File, Pencil Drawer, Front Locks 15 $\frac{3}{4}$ " x 20" x 24 $\frac{3}{4}$ "	70249	3,150
Total List Price		35,880

OFFICE LAYOUTS

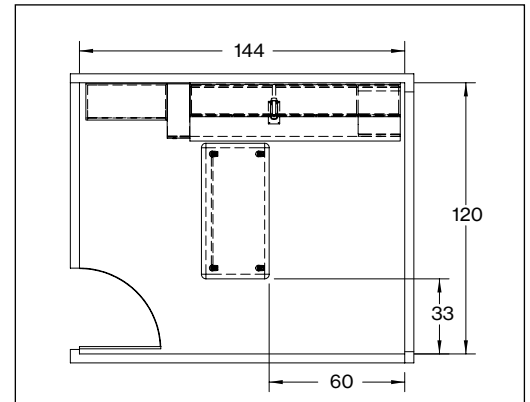
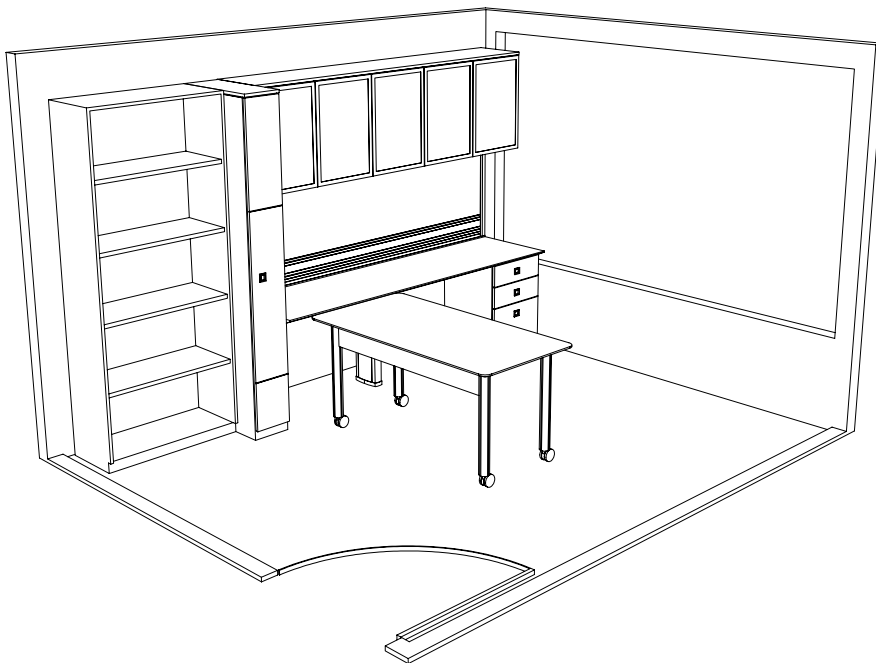
10' x 12' Room

OPTION C



Product Name	Model Number	List Price
Returns 90" x 23 ³ / ₄ "	70111/2	1,945
Fixed Pedestal Storage 2 Lateral File, Front Locks 36" x 20" x 27 ³ / ₄ "	70217	5,460
Fixed Pedestal Storage 2 Box/1 File, Pencil Drawer, Front Locks 18 ⁵ / ₈ " x 20" x 27 ³ / ₄ "	70203	3,295
Wardrobe 10" x 24" x 73"	70555	3,305
Closed Elliptical Leg 3 ¹ / ₈ " x 14 ³ / ₄ " x 27 ³ / ₄ "	70001	830
Closed Elliptical Leg 3 ¹ / ₈ " x 8 ¹ / ₂ " x 27 ³ / ₄ "	70003	830
Worksurface 11 ¹ / ₄ " x 23 ³ / ₄ "	70047/2	2,390
Workwall Single Height 6 Hinged Glass Doors	71047/HW	6,310
Tack Panel C/W Rail 6	71060	2,175
Personal Closet 18 ⁵ / ₈ " w x 26 ⁵ / ₈ " d x 73"	70739	5,530
Forma Shape Project Table, Pneumatic Height Adjustment 56" x 30" x 26 ¹ / ₂ "-44"	70301/2	4,230
Total List Price		36,255

OPTION D

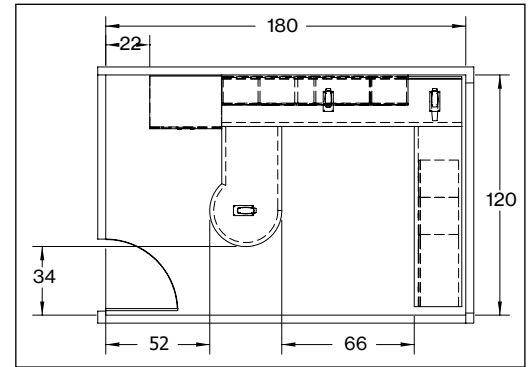
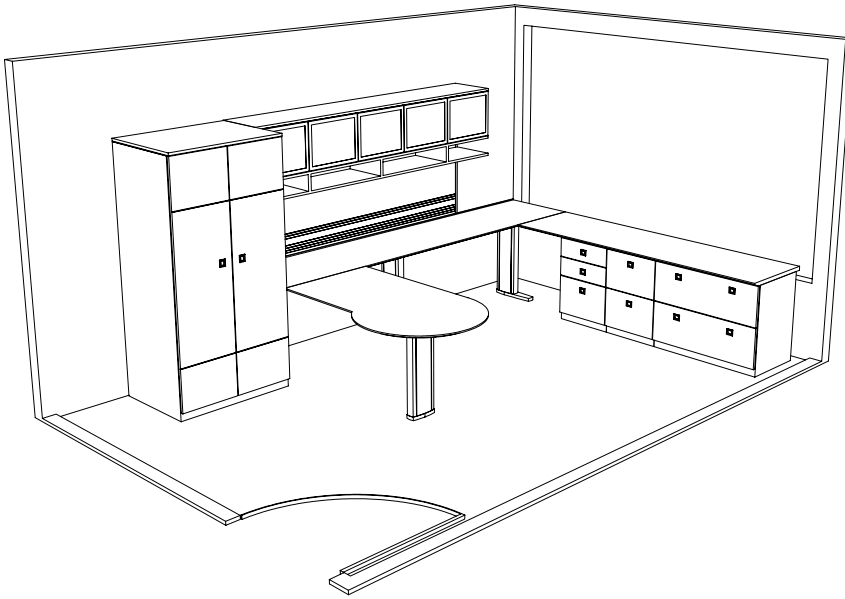


Product Name	Model Number	List Price
Worktop 93 ¹ / ₈ " X 23 ³ / ₄ "	70037/2	2,010
Fixed Pedestal Storage 2 Box/1 File, Pencil Drawer, Front Locks 18 ⁵ / ₈ " x 20" x 27 ³ / ₄ "	70203	3,295
Vox Office Closed Elliptical Leg 3 ¹ / ₈ " x 8 ¹ / ₂ " x 27 ³ / ₄ "	70003	830
Overhead Double Height 5 Hinged Glass Doors	71036/HG	5,700
Tack Panel C/W Rail 5	71059	1,820
Vox Office Wardrobe 10" x 24" x 85 ¹ / ₄ "	70556	3,610
Open Closet Shallow	70530	6,280
Vox Project Tables on Casters with modesty panel 60" x 30" x 29"	70361/2	2,725
Total List Price		26,235

OFFICE LAYOUTS

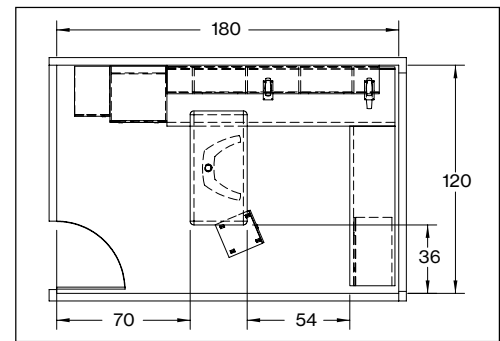
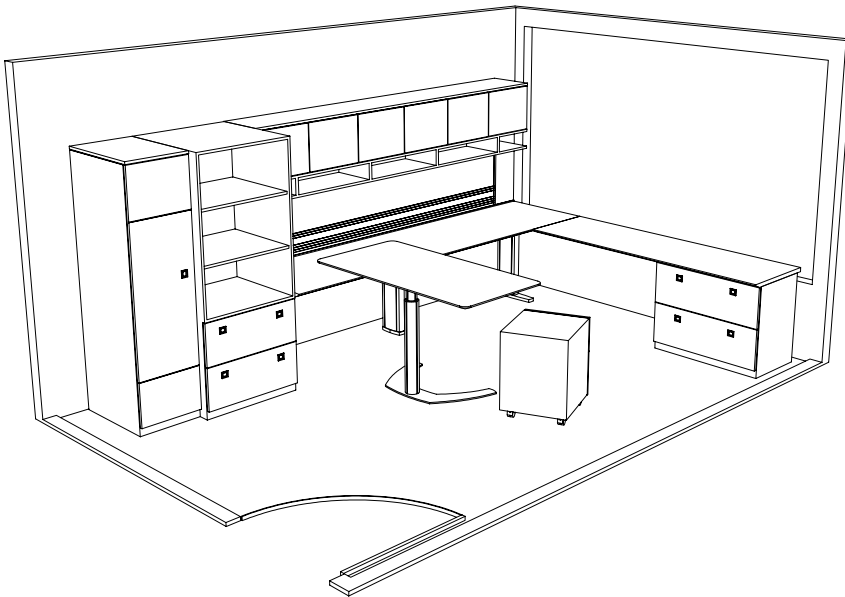
10' x 15' Room

OPTION A



Product Name	Model Number	List Price
Worksurface 120" x 23 ³ / ₄ "	70054/2	2,570
Overhead Single Height 5 Hinged Glass Doors	71035/HG	4,875
Project Bin 5	71051	790
Tack Panel C/W Rail 5	71059	1,820
Standard Height Storage Closet	70521	7,370
Fixed Project Table, Round End 60" x 30"-36" x 29"	70569/2	2,955
Return 90" x 23 ³ / ₄ "	70111/2	1,945
Fixed Pedestal Storage 2 Lateral File, Front Locks 36" x 20" x 27 ³ / ₄ "	70217	5,460
Fixed Pedestal Storage 2 File, Front Locks 18 ⁵ / ₈ " x 20" x 27 ³ / ₄ "	70205	2,865
Vox Office Fixed Pedestal Storage 2 Box/1 File, Pencil Drawer, Front Locks 18 ⁵ / ₈ " x 20" x 27 ³ / ₄ "	70203	3,295
Closed Elliptical Leg 3 ¹ / ₈ " x 14 ³ / ₄ " x 27 ³ / ₄ "	70001	830
Closed Elliptical Leg 3 ¹ / ₈ " x 8 ⁴ " x 27 ³ / ₄ "	70003	830
Total List Price		35,550

OPTION B

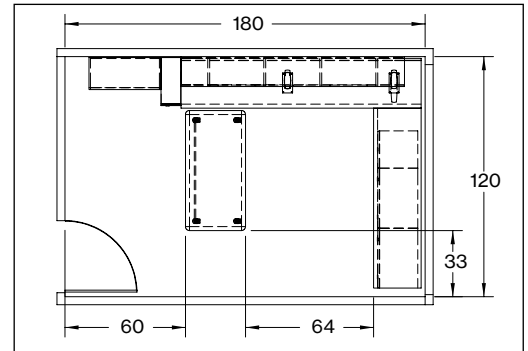
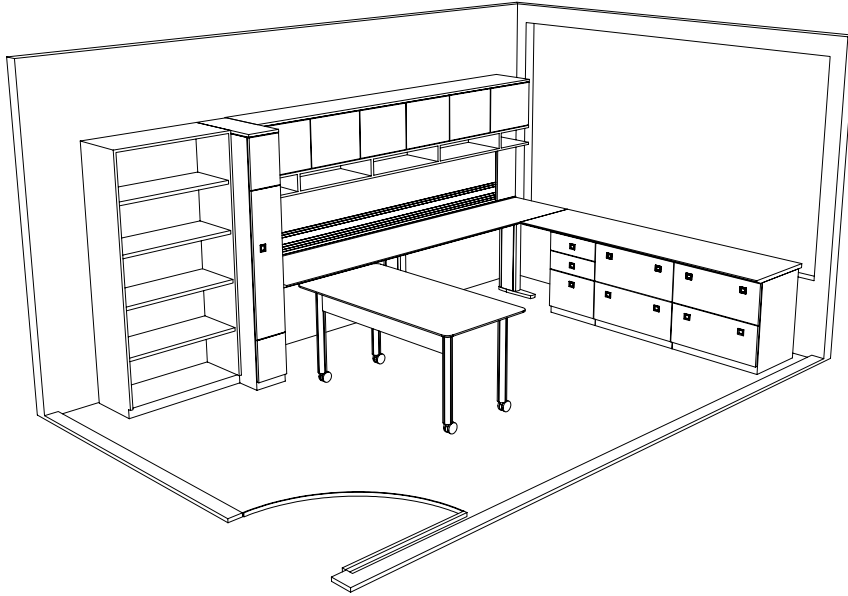


Product Name	Model Number	List Price
Return 84" x 23 ³ / ₄ "	70104/2	1,815
Fixed Pedestal Storage 2 Lateral File, Front Locks 36" x 20" x 27 ³ / ₄ "	70217	5,460
Worksurface 120" x 30"	70056/2	3,305
Overhead Single Height 6 Hinged Wood Doors	71037/HW	5,260
Project Bins 6	71052	935
Tack Panel C/W Rail 6	71060	2,175
Storage Closet 36" x 29 ⁵ / ₈ " x 73"	70516	8,255
Personal Closet 18 ⁵ / ₈ " x 26 ⁵ / ₈ " x 73"	70551	4,130
Closed Elliptical Leg 3 ¹ / ₈ " x 14 ³ / ₄ " x 27 ³ / ₄ "	70001	830
Closed Elliptical Leg 3 ¹ / ₈ " x 8 ¹ / ₂ " x 27 ³ / ₄ "	70003	830
Rectangular Shape Project Table, Pneumatic Height Adjustment 60" x 30" x 26 ¹ / ₂ "-44"	70303/2	4,145
Movable Pedestal Storage Box/File, Pencil Drawer, Front Locks 18 ⁵ / ₈ " x 20" x 24 ³ / ₄ "	70251	3,220
Total List Price		40,310

OFFICE LAYOUTS

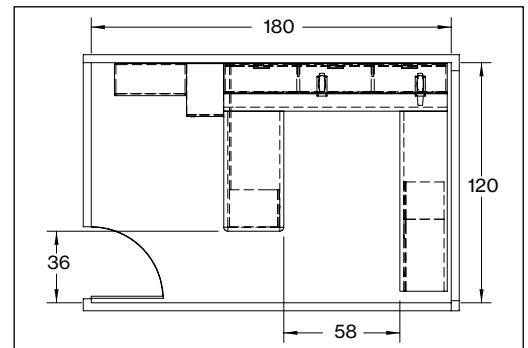
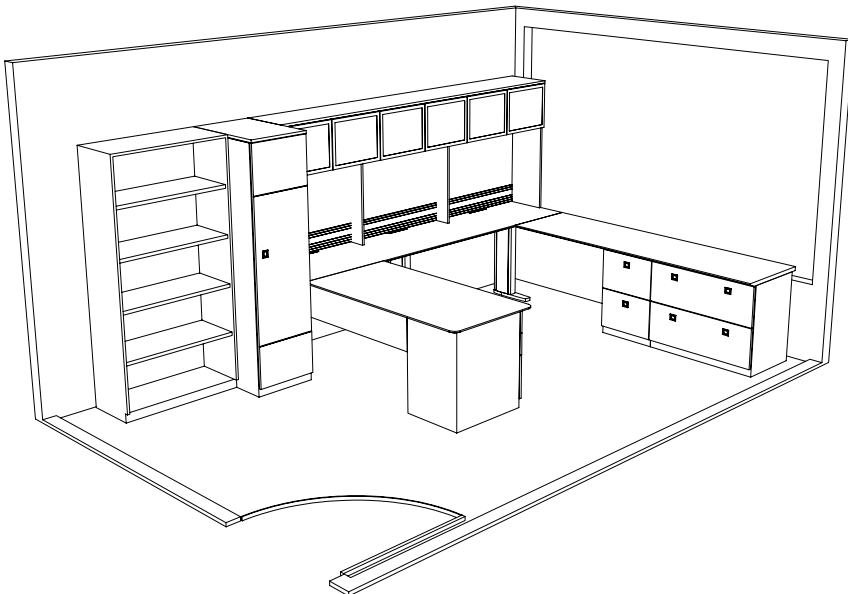
10' x 15' Room

OPTION C



Product Name	Model Number	List Price
Worktop 120" x 23 ³ / ₄ "	70054/2	2,570
Return 90" x 23 ³ / ₄ "	70111/2	1,945
Fixed Pedestal Storage 2 Box/1 File, Pencil Drawer, Front Locks 18 ⁵ / ₈ " x 20" x 27 ³ / ₄ "	70203	3,295
Closed Elliptical Leg 3 ¹ / ₈ " x 14 ³ / ₄ " x 27 ³ / ₄ "	70001	830
Closed Elliptical Leg 3 ¹ / ₈ " x 8 ¹ / ₂ " x 27 ³ / ₄ "	70003	830
Overhead Single Height 6 Hinged Wood Doors	71037/HW	5,260
Project Bin 6	71052	935
Tack Panel C/W Rail 6	71060	2,175
Fixed Pedestal Storage 2 Lateral File, Front Locks (qty=2) 30" x 20" x 27 ³ / ₄ "	70213	8,200
Wardrobe 10" x 24" x 73"	70555	3,305
Project Tables on Casters with modesty panel 60" x 30" x 29"	70361/2	2,725
Storage Closet 36" x 16" x 73"	70510	5,705
Total List Price		37,730

OPTION D

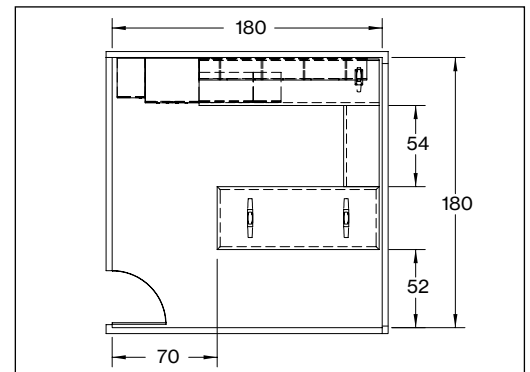
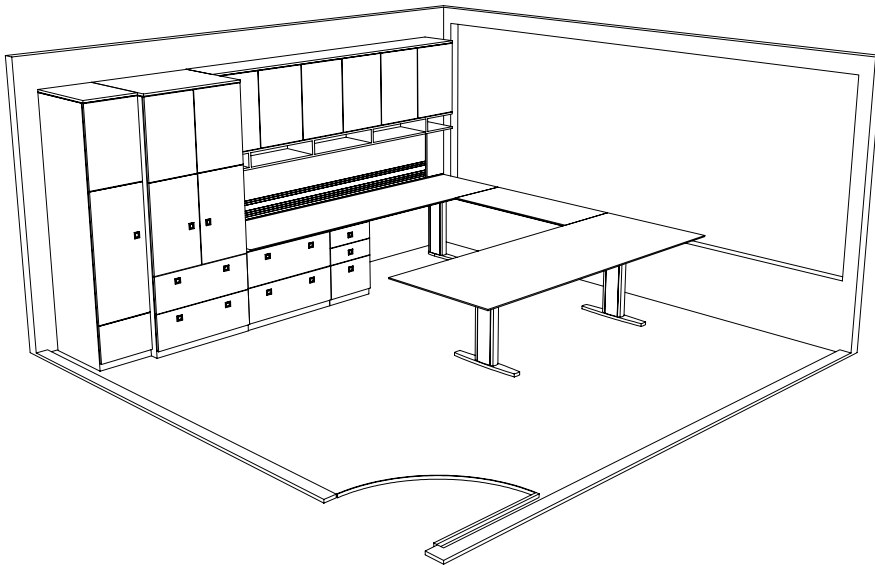


Product Name	Model Number	List Price
Return 90" X 23 ³ / ₄ "	70111/2	1,945
Fixed Pedestal Storage 2 Lateral File, Front Locks 36" x 20" x 27 ³ / ₄ "	70217	5,460
Fixed Pedestal Storage, 2 File, Front Locks 18 ⁵ / ₈ " x 20" x 27 ³ / ₄ "	70205	2,865
Storage Closet 36" x 16" x 73"	70510	5,705
Worksurface 111 ³ / ₄ " x 23 ³ / ₄ "	70047/2	2,390
Closed Elliptical Leg 3 ¹ / ₈ " x 14 ³ / ₄ " x 27 ³ / ₄ "	70001	830
Closed Elliptical Leg 3 ¹ / ₈ " x 8 ¹ / ₂ " x 27 ³ / ₄ "	70003	830
Workwall Single Height 6 Hinged Glass Doors	71047/HG	6,910
Tack Panel C/W Rail 6	71060	2,175
Vox Office Fixed Project Table with Pedestal Storage 60" x 32" x 29"	70273/2	5,370
Vox Office Personal Closet 18 ⁵ / ₈ " x 26 ³ / ₈ " x 73"	70551	4,130
Total List Price		38,570

OFFICE LAYOUTS

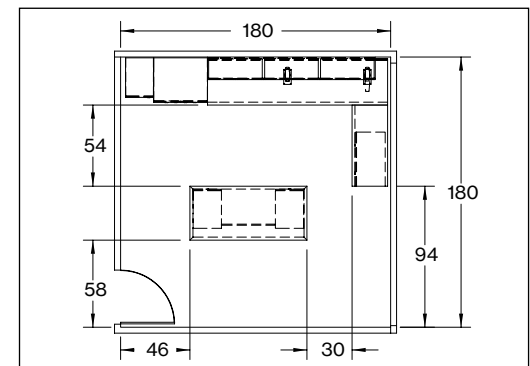
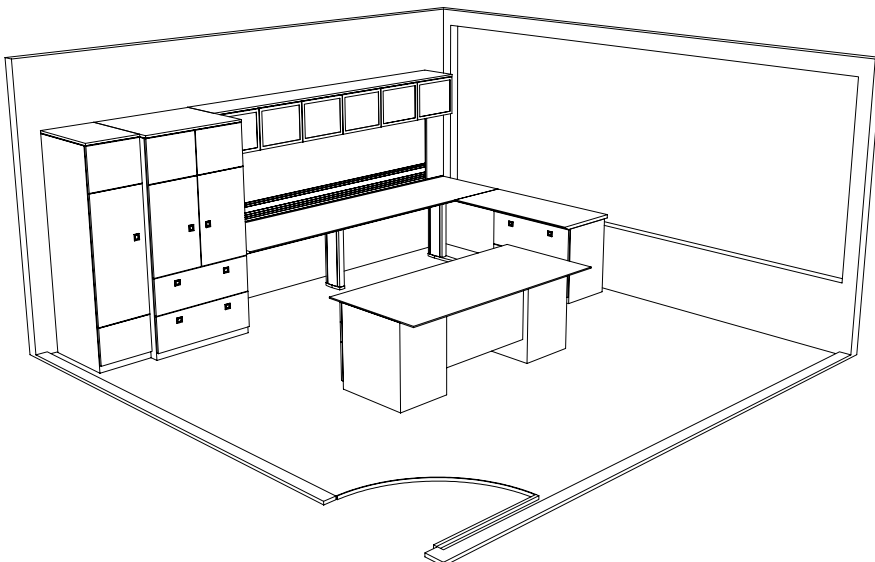
15' x 15' Room

OPTION A



Product Name	Model Number	List Price
Worktop 120" x 30"	70056/2	3,305
Return 54" x 23 ³ / ₄ "	70081/2	1,190
T-Base Table Desk 108" x 42" x 29"	70997/2	7,525
Overhead Double Height 6 Hinged Wood Doors	71038/HW	6,565
Project Bin 6	71052	935
Tack Panel C/W Rail 6	71060	2,175
Fixed Pedestal Storage 2 Lateral File, Front Locks 36" x 20" x 27 ³ / ₄ "	70217	5,460
Vox Office Fixed Pedestal Storage 2 Box/File, Pencil Drawer, Front Locks 18 ⁵ / ₈ " x 20" x 27 ³ / ₄ "	70203	3,295
Closed Elliptical Leg 3 ¹ / ₈ " x 14 ¹ / ₄ " x 27 ³ / ₄ "	70001	830
Tall Storage Closet, 2 Lateral File, 2 Doors, 3 Adjustable Shelves, Drawers Below 36" x 29 ⁵ / ₈ " x 85 ¹ / ₄ "	70546	10,345
Personal Closet 18 ⁵ / ₈ " x 26 ³ / ₈ " x 85 ¹ / ₄ "	70553	4,515
Total List Price		46,110

OPTION B

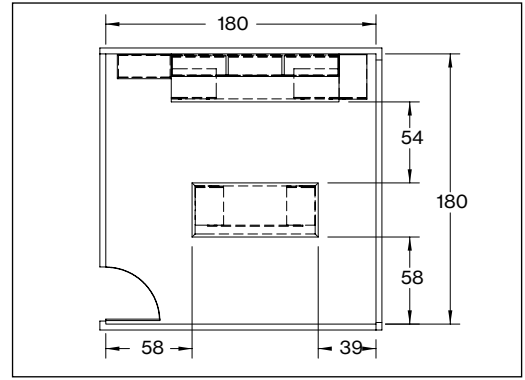
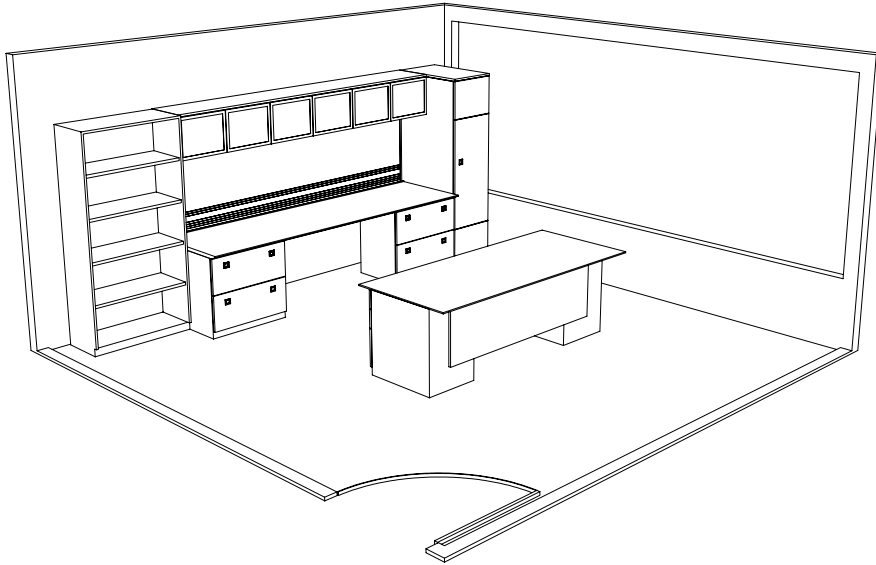


Product Name	Model Number	List Price
Worktop 120" X 30"	70056/2	3,305
Return 54" X 23 ³ / ₄ "	70081/2	1,190
Closed Elliptical Leg 3 ¹ / ₈ " x 14 ¹ / ₄ " x 27 ³ / ₄ "	70001	830
Vox Office Personal Closet 18 ⁵ / ₈ " x 26 ³ / ₈ " x 73"	70551	4,130
Vox Office Fixed Pedestal Storage 2 Lateral File 36" x 20" x 27 ³ / ₄ "	70217	5,460
Overhead Single Height 6 Hinged Glass Doors	71037/HG	5,855
Tack Panel C/W Rail 6	71060	2,175
Vox Office Closed Elliptical Leg 3 ¹ / ₈ " x 8 ¹ / ₂ " x 27 ³ / ₄ "	70003	830
Desk, Partial Inset Modesty Panel 78" x 36" x 29"	70232/2	8,975
Standard Height Storage Closet 2 Doors, 2 Adjustable Shelves, 2 Lateral File, Drawers Below 36" x 29 ⁵ / ₈ " x 73"	70526	9,390
Total List Price		42,095

OFFICE LAYOUTS

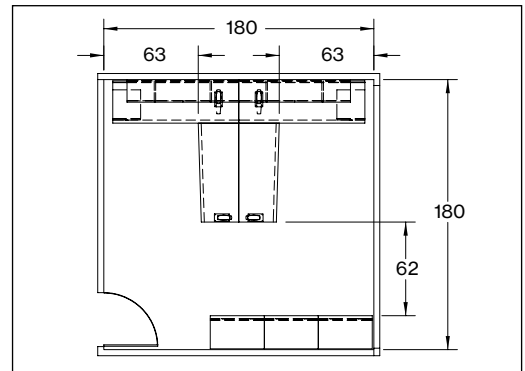
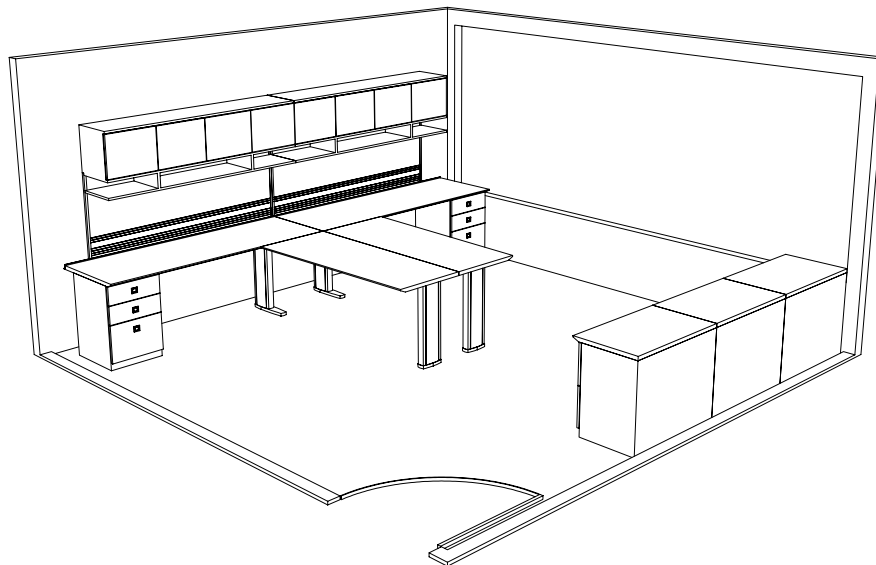
15' x 15' Room

OPTION C



Product Name	Model Number	List Price
Worktop 111/4" X 30"	70049/2	3,055
Personal Closet 18 1/2" x 29 5/8" x 73"	70552	4,200
Overhead Single Height 6 Hinged Glass Doors	71037/HG	5,855
Tack Panel C/W Rail 6	71060	2,175
Storage Closet 36" x 16" x 73"	70510	5,705
Fixed Pedestal Storage 2 Lateral File, Front Locks 30" x 20" x 27 3/4"	70213	8,200
Desk with Partial Overlay Modesty Panel 84" x 36" x 29"	70223/2	9,390
Total List Price		38,545

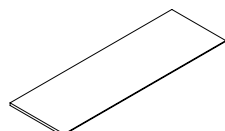
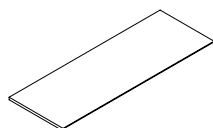
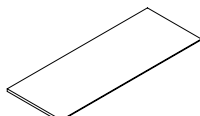
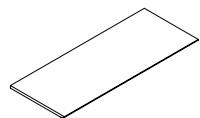
OPTION D



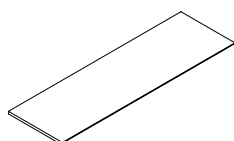
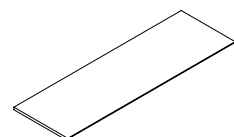
Product Name	Model Number	List Price
Worktop 84" X 27" (2 qty)	70025/2	4,095
Closed Elliptical Leg (2 qty) 3 1/8" x 14 3/4" x 27 3/4"	70001	1,640
Fixed Pedestal Storage (2 qty) 2 Box/1 File, Pencil Drawer, Front Locks 18 1/2" x 20" x 27 3/4"	70203	6,575
Tapered Return For OpenOffice 66" x 27"-25" Wood Top LH Angle	70134/2	1,630
Tapered Return For OpenOffice 66" x 27"-25" Wood Top RH Angle	70138/2	1,630
Closed Elliptical Leg (2 qty) 3 1/8" x 8 1/2" x 27 3/4"	70003	1,640
Overhead Single Height (2 qty) 4 Hinged Wood Doors	71034/HW	8,285
Tack Panel Standard 4 (2 qty)	71054	2,005
Fixed Pedestal Storage 2 Lateral File with Wood Top, Front Locks (3 qty) 36" x 22 1/8" x 29"	70218/2	18,330
Total List Price		45,795

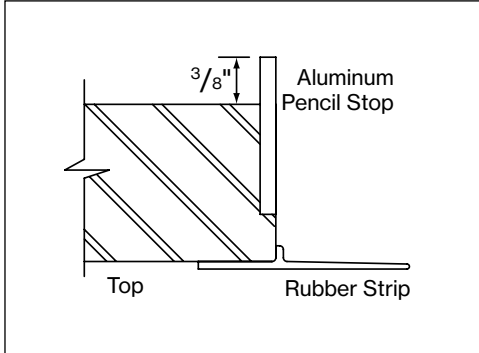

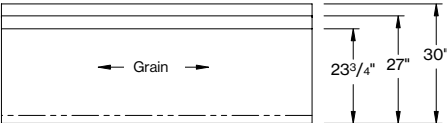
WORKSURFACES

4 Pedestal Overhead Width



5 Pedestal Overhead Width



Top Finish	Model Number	W" x D"	List Price	Product Description
Wood	70027/2	74½ 23¾	1,625	Vox® Office™ work surface 1¼" thick and came thick and come in a range of lengths and width to suit any requirement.
P-Lam	70027/5	74½ 23¾	1,310	
Wood	70028/2	74½ 27	1,850	Work surfaces are standard with a Taper edge on the front and Self edge on all other sides.
P-Lam	70028/5	74½ 27	1,495	
Wood	70029/2	74½ 30	2,090	Wood grain runs the length of the top giving the workstation a uniform look.
P-Lam	70029/5	74½ 30	1,690	
Wood	70021/2	78 23¾	1,695	When selecting worktops to create workstations you must include 2 supports for the top. Any combination of support legs page 25 or fixed pedestal storage on pages 29-30 is acceptable. Movable storage on pages 27-28 does not constitute a support for the top.
P-Lam	70021/5	78 23¾	1,355	
Wood	70022/2	78 27	1,920	When closets are attached to worktops 90" long or smaller only 1 support leg or fixed pedestal is required.
P-Lam	70022/5	78 27	1,535	
Wood	70023/2	78 30	2,160	Aluminum pencil stops are standard on worksurfaces.
P-Lam	70023/5	78 30	1,750	
Wood	70024/2	84 23¾	1,815	
P-Lam	70024/5	84 23¾	1,480	
Wood	70025/2	84 27	2,055	
P-Lam	70025/5	84 27	1,665	
Wood	70026/2	84 30	2,320	
P-Lam	70026/5	84 30	1,855	
Wood	70031/2	90 23¾	1,945	Worksurfaces are manufactured in three depths, 23¾", 27" and 30".
P-Lam	70031/5	90 23¾	1,555	
Wood	70032/2	90 27	2,205	
P-Lam	70032/5	90 27	1,785	
Wood	70033/2	90 30	2,480	
P-Lam	70033/5	90 30	1,985	
Wood	70037/2	93⅛ 23¾	2,010	
P-Lam	70037/5	93⅛ 23¾	1,615	
Wood	70038/2	93⅛ 27	2,270	
P-Lam	70038/5	93⅛ 27	1,830	
Wood	70039/2	93⅛ 30	2,555	
P-Lam	70039/5	93⅛ 30	2,050	
Wood	70034/2	96 23¾	2,055	
P-Lam	70034/5	96 23¾	1,665	
Wood	70035/2	96 27	2,340	
P-Lam	70035/5	96 27	1,900	
Wood	70036/2	96 30	2,635	
P-Lam	70036/5	96 30	2,120	

Vox® Office™ work surface 1¼" thick and came thick and come in a range of lengths and width to suit any requirement.

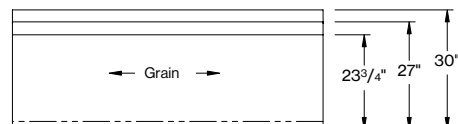
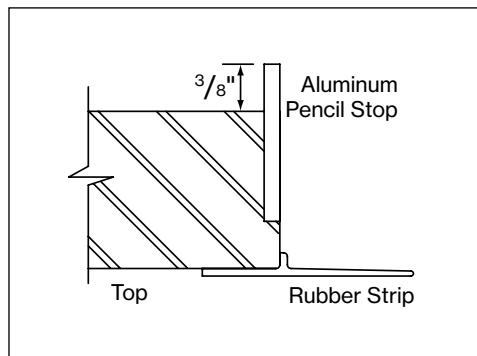
Work surfaces are standard with a Taper edge on the front and Self edge on all other sides.

Wood grain runs the length of the top giving the workstation a uniform look.

When selecting worktops to create workstations you must include 2 supports for the top. Any combination of support legs page 25 or fixed pedestal storage on pages 29-30 is acceptable. Movable storage on pages 27-28 does not constitute a support for the top.

When closets are attached to worktops 90" long or smaller only 1 support leg or fixed pedestal is required.

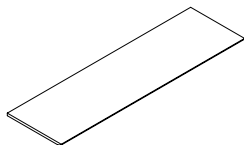
Aluminum pencil stops are standard on worksurfaces.



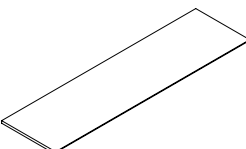
Worksurfaces are manufactured in three depths, 23¾", 27" and 30".

WORKSURFACES

5 Pedestal Overhead Width

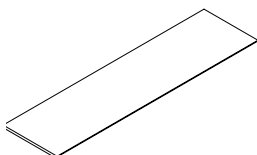


Top Finish	Model Number	W" x D"	List Price
Wood	70041/2	102 x 23$\frac{3}{4}$"	2,190
P-Lam	70041/5	102 x 23 $\frac{3}{4}$ "	1,755
Wood	70042/2	102 x 27"	2,505
P-Lam	70042/5	102 x 27"	2,010
Wood	70043/2	102 x 30"	2,805
P-Lam	70043/5	102 x 30"	2,250

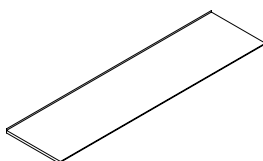


Wood	70044/2	108 x 23$\frac{3}{4}$"	2,320
P-Lam	70044/5	108 x 23 $\frac{3}{4}$ "	1,860
Wood	70045/2	108 x 27"	2,650
P-Lam	70045/5	108 x 27"	2,135
Wood	70046/2	108 x 30"	2,975
P-Lam	70046/5	108 x 30"	2,395

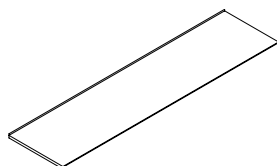
6 Pedestal Overhead Width



Wood	70047/2	111$\frac{3}{4}$ x 23$\frac{3}{4}$"	2,390
P-Lam	70047/5	111 $\frac{3}{4}$ x 23 $\frac{3}{4}$ "	1,920
Wood	70048/2	111$\frac{3}{4}$ x 27"	2,710
P-Lam	70048/5	111 $\frac{3}{4}$ x 27"	2,175
Wood	70049/2	111$\frac{3}{4}$ x 30"	3,055
P-Lam	70049/5	111 $\frac{3}{4}$ x 30"	2,455



Wood	70051/2	114 x 23$\frac{3}{4}$"	2,455
P-Lam	70051/5	114 x 23 $\frac{3}{4}$ "	1,965
Wood	70052/2	114 x 27"	2,750
P-Lam	70052/5	114 x 27"	2,200
Wood	70053/2	114 x 30"	3,140
P-Lam	70053/5	114 x 30"	2,515



Wood	70054/2	120 x 23$\frac{3}{4}$"	2,570
P-Lam	70054/5	120 x 23 $\frac{3}{4}$ "	2,055
Wood	70055/2	120 x 27"	2,940
P-Lam	70055/5	120 x 27"	2,350
Wood	70056/2	120 x 30"	3,305
P-Lam	70056/5	120 x 30"	2,650

Product Description

Vox® Office™ work surface 1 $\frac{1}{4}$ " thick and came thick and come in a range of lengths and width to suit any requirement.

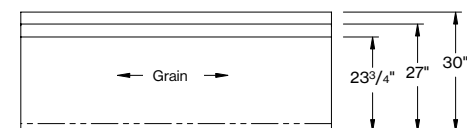

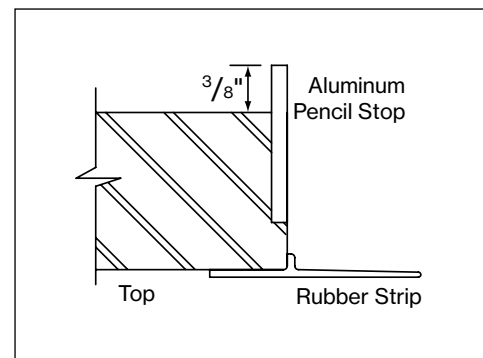
Work surfaces are standard with a Taper edge on the front and Self edge on all other sides.

Wood grain runs the length of the top giving the workstation a uniform look.

When selecting worktops to create workstations you must include 2 supports for the top. Any combination of support legs page 25 or fixed pedestal storage on pages 29-30 is acceptable. Movable storage on pages 27-28 does not constitute a support for the top.

When closets are attached to worktops 90" long or smaller only 1 support leg or fixed pedestal is required.

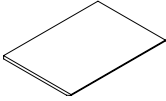
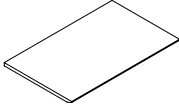
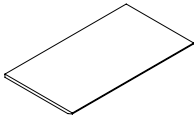
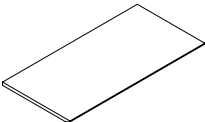
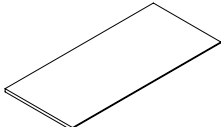
Aluminum pencil stops are standard on worksurfaces.



Worksurfaces are manufactured in three depths, 23 $\frac{3}{4}$ ", 27" and 30".

RETURNS

FOR VOX® OFFICE™ WORKSTATIONS DESIGN - MARK MÜLLER

	Top Finish	Model Number	W" x D"	List Price
	Wood	70071/2	42 x 23³/₄	925
	P-Lam	70071/5	42 x 23 ³ / ₄	755
	Wood	70072/2	42 x 27	1,060
	P-Lam	70072/5	42 x 27	835
	Wood	70073/2	42 x 30	1,170
	P-Lam	70073/5	42 x 30	925
	Wood	70074/2	48 x 23³/₄	1,040
	P-Lam	70074/5	48 x 23 ³ / ₄	835
	Wood	70075/2	48 x 27	1,200
	P-Lam	70075/5	48 x 27	980
	Wood	70076/2	48 x 30	1,350
	P-Lam	70076/5	48 x 30	1,080
	Wood	70081/2	54 x 23³/₄	1,190
	P-Lam	70081/5	54 x 23 ³ / ₄	970
	Wood	70082/2	54 x 27	1,325
	P-Lam	70082/5	54 x 27	1,075
	Wood	70083/2	54 x 30	1,500
	P-Lam	70083/5	54 x 30	1,205
	Wood	70084/2	60 x 23³/₄	1,310
	P-Lam	70084/5	60 x 23 ³ / ₄	1,060
	Wood	70085/2	60 x 27	1,495
	P-Lam	70085/5	60 x 27	1,200
	Wood	70086/2	60 x 30	1,680
	P-Lam	70086/5	60 x 30	1,340
	Wood	70091/2	66 x 23³/₄	1,445
	P-Lam	70091/5	66 x 23 ³ / ₄	1,170
	Wood	70092/2	66 x 27	1,630
	P-Lam	70092/5	66 x 27	1,310
	Wood	70093/2	66 x 30	1,815
	P-Lam	70093/5	66 x 30	1,455

Vox® Office™ work surface 1¼" thick and came thick and come in a range of lengths and width to suit any requirement.

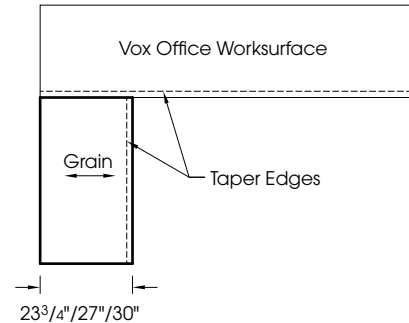
Returns for Vox® Office™ are available with a taper edge on the front and self edges on the remaining three sides.

Wood grain runs the length of the top giving the workstation a uniform look.

In order to support the top, when selecting a Return you must include either a support leg on page 25 or a fixed pedestal on pages 29-30

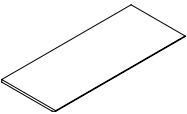
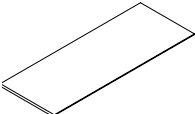
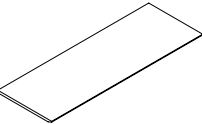
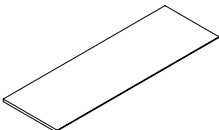
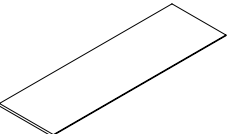
When specifying movable storage on pages 27-28 a support leg must also be included.

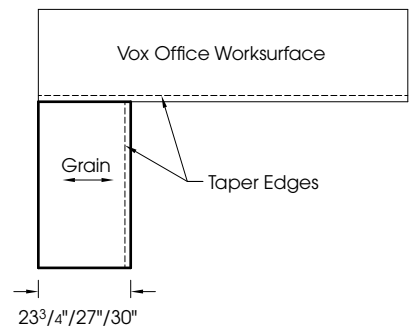
Silver aluminum pencil stops are not standard on Returns for Vox® Office™. If an aluminum pencil stop is required, add \$10 list per linear ft.



RETURNS

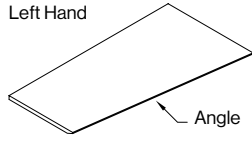
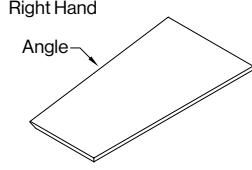
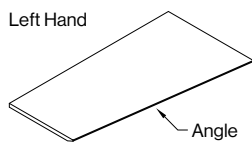
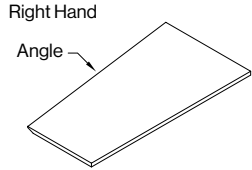
FOR VOX® OFFICE™ WORKSTATIONS

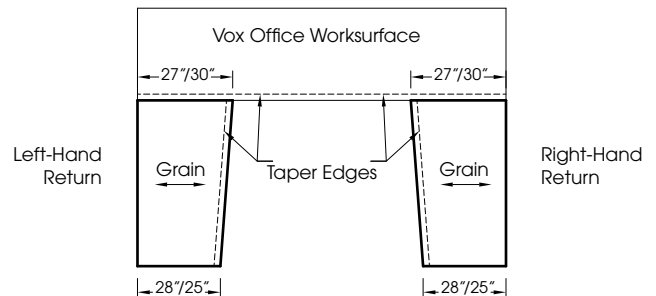
	Top Finish	Model Number	W" x D"	List Price	Product Description
	Wood	70094/2	72 23³/₄	1,555	Vox® Office™ work surface returns are 1/4" thick and come in a range of lengths and widths to suit any requirement
	P-Lam	70094/5	72 23 ³ / ₄	1,255	
	Wood	70095/2	72 27	1,785	
	P-Lam	70095/5	72 27	1,435	
	Wood	70096/2	72 30	1,985	
	P-Lam	70096/5	72 30	1,600	Returns for Vox® Office™ are available with a taper edge on the front and self edges on the remaining three sides.
	Wood	70101/2	78 23³/₄	1,695	Wood grain runs on the short length of the top giving the workstation a uniform look.
	P-Lam	70101/5	78 23 ³ / ₄	1,355	
	Wood	70102/2	78 27	1,920	
	P-Lam	70102/5	78 27	1,545	
	Wood	70103/2	78 30	2,145	
	P-Lam	70103/5	78 30	1,730	In order to support the top, when selecting a Return you must include either a support leg on page 25 or a fixed pedestal on pages 29-30
	Wood	70104/2	84 23³/₄	1,815	When specifying movable storage on pages 27-28 a support leg must also be included.
	P-Lam	70104/5	84 23 ³ / ₄	1,455	
	Wood	70105/2	84 27	2,045	
	P-Lam	70105/5	84 27	1,635	
	Wood	70106/2	84 30	2,260	
	P-Lam	70106/5	84 30	1,815	Silver aluminum pencil stops are not standard on Returns for Vox® Office™. If an aluminum pencil stop is required, add \$10 list per linear ft.
	Wood	70111/2	90 23³/₄	1,945	
	P-Lam	70111/5	90 23 ³ / ₄	1,555	
	Wood	70112/2	90 27	2,185	
	P-Lam	70112/5	90 27	1,750	
	Wood	70113/2	90 30	2,415	
	P-Lam	70113/5	90 30	1,945	
	Wood	70114/2	96 23³/₄	2,070	
	P-Lam	70114/5	96 23 ³ / ₄	1,680	
	Wood	70115/2	96 27	2,330	
	P-Lam	70115/5	96 27	1,870	
	Wood	70116/2	96 30	2,575	
	P-Lam	70116/5	96 30	2,070	



TAPERED RETURNS

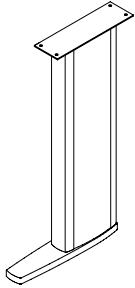
FOR VOX® OFFICE™ WORKSTATIONS DESIGN - MARK MÜLLER

	Top Finish	Model Number	W" x	D" x	H"	List Price	Product Description
 <p>Left Hand</p>	Wood	70131/2	48	27-25	29	1,200	<p>Vox® Office™ worksurface returns are 1¼" thick and come in a range of lengths and widths to suit any requirement.</p> <p>Tapered Returns for Vox® Office™ are available with a taper edge on the front and self edges on the remaining three sides.</p> <p>Wood grain runs on the short length of the top giving the workstation a uniform look.</p> <p>In order to support the top, when selecting a Tapered Return you must include either a support leg on page 25 or a fixed pedestal on pages 29-30.</p> <p>When specifying movable storage on pages 27-28 a support leg must also be included.</p> <p>Silver aluminum pencil stops are not standard on Tapered Returns for Vox® Office™. If an aluminum pencil stop is required, add \$10 list per linear ft.</p>
	P-Lam	70131/5	48	27-25	29	980	
	Wood	70132/2	54	27-25	29	1,325	
	P-Lam	70132/5	54	27-25	29	1,075	
	Wood	70133/2	60	27-25	29	1,495	
	P-Lam	70133/5	60	27-25"	29	1,200	
Wood	70134/2	66	27-25	29	1,630		
P-Lam	70134/5	66	27-25	29	1,310		
 <p>Right Hand</p>	Wood	70135/2	48	27-25	29	1,200	
	P-Lam	70135/5	48	27-25	29	980	
	Wood	70136/2	54	27-25	29	1,325	
	P-Lam	70136/5	54	27-25	29	1,075	
	Wood	70137/2	60	27-25	29	1,495	
	P-Lam	70137/5	60	27-25	29	1,200	
Wood	70138/2	66	27-25	29	1,630		
P-Lam	70138/5	66	27-25	29	1,310		
 <p>Left Hand</p>	Wood	70141/2	48	30-28	29	1,350	
	P-Lam	70141/5	48	30-28	29	1,080	
	Wood	70142/2	54	30-28	29	1,500	
	P-Lam	70142/5	54	30-28	29	1,205	
	Wood	70143/2	60	30-28	29	1,680	
	P-Lam	70143/5	60	30-28	29	1,340	
Wood	70144/2	66	30-28	29	1,815		
P-Lam	70144/5	66	30-28	29	1,455		
 <p>Right Hand</p>	Wood	70145/2	48	30-28	29	1,350	
	P-Lam	70145/5	48	30-28	29	1,080	
	Wood	70146/2	54	30-28	29	1,500	
	P-Lam	70146/5	54	30-28	29	1,205	
	Wood	70147/2	60	30-28	29	1,680	
	P-Lam	70147/5	60	30-28	29	1,340	
Wood	70148/2	66	30-28	29	1,815		
P-Lam	70148/5	66	30-28	2	1,455		



Model Number	W" x D" x H"	List Price	Product Description
--------------	--------------	------------	---------------------

Closed Elliptical Leg



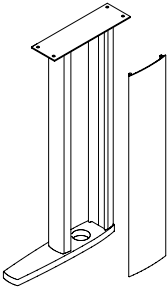
70001	3 1/8 x 14 3/4 x 27 3/4	830
-------	-------------------------	-----

When ordering Vox® workstation tops and returns. An elliptical leg is an alternative support. Two different Vox® support legs are available. The typical leg is a closed elliptical aluminum profile with or without a cantilevered base. If wire access to the floor is required through a leg then the option with removable panels should be selected.

Both leg styles are identical in appearance and can be used together on any workstation.

Available in all three standard anodized finishes.

Elliptical Leg with Removable Panels

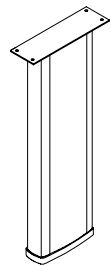


70002	3 1/8 x 14 3/4 x 27 3/4	1,015
-------	-------------------------	-------



Fixed Table with Panel Removed
Model # 70326

Closed Elliptical Leg

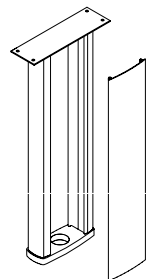


70003	3 1/8 x 8 1/2 x 27 3/4	830
-------	------------------------	-----



Fixed Table with Panel Removed and Cables Exposed
Model # 70326

Elliptical Leg with Removable Panels



70004	3 1/8 x 8 1/2 x 27 3/4	1,015
-------	------------------------	-------

FILE STORAGE CAPACITY

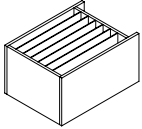
Vox® Office™ storage pedestals accommodate both letter and legal size filing as described in the drawings shown. 18" file drawers include a single file bar that can be used for letter files.

30" and 36" lateral file drawer interiors are manufactured with two solid dividers that can be repositioned to accommodate front to back filing of both letter and legal files. Note: only 36" wide lateral drawers can accommodate 2 rows of front to back legal files.

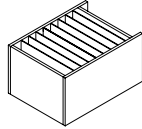
SINGLE FILE INTERIOR FOR 15" WIDE FILE PEDESTAL

= 1.28 sq ft of filing

LEGAL FILES



LETTER FILES



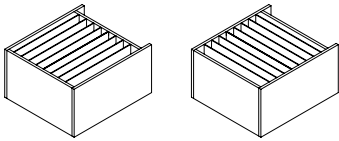
DRAWER SLIDES – CAPACITY

The standard for drawer slides available on Vox®Office™ storage pedestals is a side mount slide. Slide capacity is as follows:
15¾" and 18½" wide box and file drawer – 110 lbs.
30" and 36" wide lateral file drawer – 150 lbs.

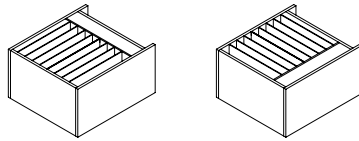
SINGLE FILE INTERIOR FOR 18" WIDE FILE PEDESTAL

= 1.55 sq ft of filing

LEGAL FILES



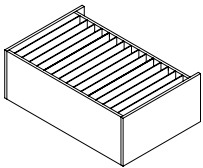
LETTER FILES



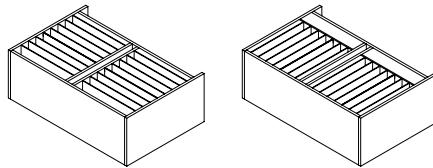
SINGLE FILE INTERIOR FOR 30" WIDE FILE PEDESTAL

= 2.77 sq ft of filing

LEGAL FILES



LETTER FILES

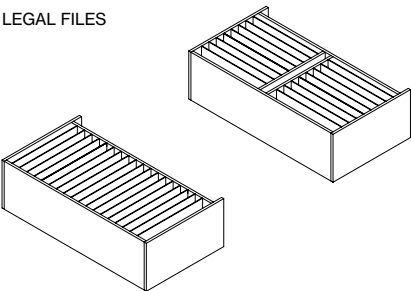


SINGLE FILE INTERIOR FOR 36" WIDE FILE PEDESTAL

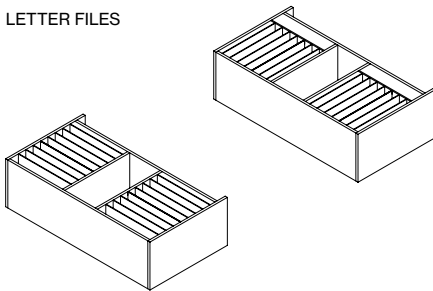
= 3.4 sq ft of filing

Note: only 36" wide lateral drawers can accommodate 2 rows of front to back legal files.

LEGAL FILES

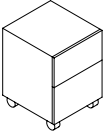


LETTER FILES



MOVABLE PEDESTAL STORAGE

Box/File



Top Finish	Model Number	W" x	D" x	H"	List Price
	70249	15	20 ¹ / ₁₆	24 ³ / ₄	3,150
Wood	70250/2	15	22¹³/₁₆	26¹/₂	3,545
P-Lam	70250/5	15	22 ¹³ / ₁₆	26 ¹ / ₂	3,490

	70251	18	20 ¹ / ₁₆	24 ³ / ₄	3,220
Wood	70255/2	18	22¹³/₁₆	26¹/₂	3,610
P-Lam	70255/5	18	22 ¹³ / ₁₆	26 ¹ / ₂	3,570

Product Description

Vox® Office™ storage pedestals are available in a variety of sizes that accommodate door, box drawer and file drawer storage.

All cabinets are paint finish (page 8) with fronts available in all standard veneers and finishes (page 4) as well as a variety of wood grain plastic laminates (page 5)

LOCKS

Movable storage units with drawers are standard with face locks that are located on the top right hand corner of the top drawer front.

If side-mount locks are required as an alternative, they must be specified at time of order. Add \$90.00 list for each change to side-mount lock.

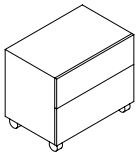
Movable storage units with doors are NOT standard with locks. If locks are required, they are positioned in the top corner, opposite to the hinge. Add \$95.00 list per lock. Double doors are locked together with a single lock on the right hand door.

DRAWER PULLS

Select drawer pull and code from page 9.



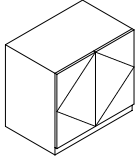
Box/File



	70252	30	20	24 ³ / ₄	4,745
Wood	70256/2	30	22¹/₈	26¹/₂	5,355
P-Lam	70256/5	30	22 ¹ / ₈	26 ¹ / ₂	5,285

MOVABLE PEDESTAL STORAGE

2 Door
1 Adjustable Shelf



Top Finish	Model Number	W" x	D" x	H"	List Price
	70261	30	20	27 $\frac{3}{8}$	4,395
Wood	70265/2	30	22$\frac{1}{8}$	29	5,010
P-Lam	70265/5	30	22 $\frac{1}{8}$	29	4,955
	70263	36	20	27 $\frac{3}{8}$	4,805
Wood	70267/2	36	22$\frac{1}{8}$	29	5,485
P-Lam	70267/5	36	22 $\frac{1}{8}$	29	5,400
	70245	37 $\frac{1}{4}$	20	27 $\frac{3}{8}$	4,845
Wood	70247/2	37$\frac{1}{4}$	22$\frac{1}{8}$	29	5,540
P-Lam	70247/5	37 $\frac{1}{4}$	22 $\frac{1}{8}$	29	5,460

Vox®Office™ storage pedestals are available in a variety of sizes that accommodate door, box drawer and file drawer storage.

All cabinets are paint finish (page 8) with fronts available in all standard veneers and finishes (page 4) as well as a variety of wood grain plastic laminates (page 5)

LOCKS

Movable storage units with drawers are standard with face locks that are located on the top right hand corner of the top drawer front.

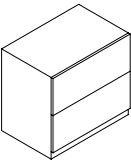
If side-mount locks are required as an alternative, they must be specified at time of order. Add \$90.00 list for each change to side-mount lock.

Movable storage units with doors are NOT standard with locks. If locks are required, they are positioned in the top corner, opposite to the hinge. Add \$95.00 list per lock. Double doors are locked together with a single lock on the right hand door.

DRAWER PULLS

Select drawer pull and code from page 9.

2 File



	70262	30	20	27 $\frac{3}{8}$	4,660
Wood	70266/2	30	22$\frac{1}{8}$	29	5,280
P-Lam	70266/5	30	22 $\frac{1}{8}$	29	5,210
	70264	36	20	27 $\frac{3}{8}$	5,760
Wood	70268/2	36	22$\frac{1}{8}$	29	6,460
P-Lam	70268/5	36	22 $\frac{1}{8}$	29	6,365
	70246	37 $\frac{1}{4}$	20	27 $\frac{3}{8}$	5,815
Wood	70248/2	37$\frac{1}{4}$	22$\frac{1}{8}$	29	6,505
P-Lam	70248/5	37 $\frac{1}{4}$	22 $\frac{1}{8}$	29	6,440

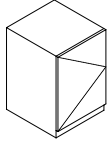


FIXED PEDESTAL STORAGE

SUPPORTS WORK TOPS

	Top Finish	Model Number	W" x D" x H"	List Price	Product Description
--	------------	--------------	--------------	------------	---------------------

Door/Adjustable Shelf



		70201	18	20 ¹¹ / ₁₆	27 ³ / ₄	2,455
Wood	70202/2	18	22¹³/₁₆	29	2,855	
P-Lam	70202/5	18	22 ¹³ / ₁₆	29	2,800	

Vox® Office™ storage pedestals are available in a variety of sizes that accommodate door, box drawer and file drawer storage.

All cabinets are paint finish (page 8) with fronts available in all standard veneers and finishes (page 4) as well as a variety of wood grain plastic laminates (page 5)

When combining pedestals with wood or P-Lam tops, Nienkämper will automatically create single tops up to 120" in length to join those pedestals.

LOCKS

Fixed storage units with drawers are standard with face locks that are located on the top right hand corner of the top drawer front.

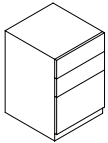
If side-mount locks are required as an alternative, they must be specified at time of order. Add \$90.00 list for each change to side-mount lock.

Fixed storage units with doors are NOT standard with locks. If locks are required, they are positioned in the top corner, opposite to the hinge. Add \$95.00 list per lock. Double doors are locked together with a single lock on the right hand door.

DRAWER PULLS

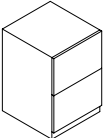
Select drawer pull and code from page 9.

2 Box/File



		70203	18	20 ¹¹ / ₁₆	27 ³ / ₄	3,295
Wood	70204/2	18	22¹³/₁₆	29	3,690	
P-Lam	70204/5	18	22 ¹³ / ₁₆	29"	3,660	

2 File

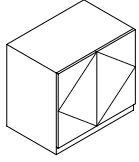


		70205	18	20 ¹¹ / ₁₆	27 ³ / ₄	2,865
Wood	70206/2	18	22¹³/₁₆	29	3,255	
P-Lam	70206/5	18	22 ¹³ / ₁₆	29	3,220	

FIXED PEDESTAL STORAGE

SUPPORTS WORK TOPS

2 Door
1 Adjustable Shelf



Top Finish	Model Number	W" x	D" x	H"	List Price
	70211	30	20	27¾	4,080
Wood	70212/2	30	22½	29	4,700
P-Lam	70212/5	30	22½	29	4,650

	70215	36	20	27¾	4,500
Wood	70216/2	36	22½	29	5,175
P-Lam	70216/5	36	22½	29	5,095

Vox®Office™ storage pedestals are available in a variety of sizes that accommodate door, box drawer and file drawer storage.

All cabinets are paint finish (page 8) with fronts available in all standard veneers and finishes (page 4) as well as a variety of wood grain plastic laminates (page 5)

When combining pedestals with wood or P-Lam tops, Nienkämper will automatically create single tops up to 120" in length to join those pedestals.

LOCKS

Fixed storage units with drawers are standard with face locks that are located on the top right hand corner of the top drawer front.

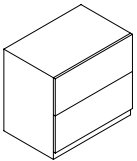
If side-mount locks are required as an alternative, they must be specified at time of order. Add \$90.00 list for each change to side-mount lock.

Fixed storage units with doors are NOT standard with locks. If locks are required, they are positioned in the top corner, opposite to the hinge. Add \$95.00 list per lock. Double doors are locked together with a single lock on the right hand door.

DRAWER PULLS

Select drawer pull and code from page 9.


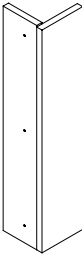
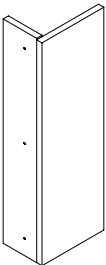
2 File



	70213	30	20	27¾	4,355
Wood	70214/2	30	22½	29	4,965
P-Lam	70217/5	30	22½	29	4,900

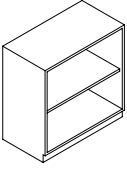
	70217	36	20"	27¾	5,460
Wood	70218/2	36	22½	29	6,125
P-Lam	70218/5	36	22½	29	6,040

PEDESTAL FILLER PANELS

		Model Number	W" x	D" x	H"	List Price	Product Description
	For 23 ³ / ₄ " Top	70011	4 ³ / ₄	1 ¹ / ₄	27 ¹ / ₂	490	<p>Pedestal filler panels are used to fill the opening created when tops overhang pedestal storage below.</p> <p>Three sizes are available which correspond to the three different top depths.</p> <p>Simply select the size of filler panel that corresponds to the depth of the top specified.</p> <p>Filler panels are not required for stability or structure. These panels are used when side elevations of workstation tops are exposed.</p> <p>Finish always matches the pedestal it is being joined to.</p>
	For 27" Top	70012	4 ³ / ₄	1 ¹ / ₄	27 ¹ / ₂	510	
	For 30" Top	70013	4 ³ / ₄	1 ¹ / ₄	27 ¹ / ₂	540	

BOOKCASES

30½" Height

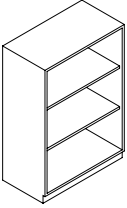


Top Finish	Model Number	W" x	D" x	H"	List Price
Wood	70721/2	30	16	30½	3,450
Paint	70721/1	30	16	30½	3,240
Paint Case/ Wood Shelves	70721/3	30	16	30½	3,335
Wood	70722/2	36	16	30½	3,775
Paint	70722/1	36	16	30½	3,565
Paint Case/ Wood Shelves	70722/3	36	16	30½	3,665
Wood	70723/2	42	16	30½	4,090
Paint	70723/1	42	16	30½	3,880
Paint Case/ Wood Shelves	70723/3	42	16	30½	3,980

30½" Height with Center Gable

Wood	70724/2	48	16	30½	4,595
Paint	70724/1	48	16	30½	4,380
Paint Case/ Wood Shelves	70724/3	48	16	30½	4,500
Wood	70725/2	60	16	30½	5,295
Paint	70725/1	60	16	30½	5,005
Paint Case/ Wood Shelves	70725/3	60	16	30½	5,175
Wood	70726/2	72	16	30½	6,100
Paint	70726/1	72	16	30½	5,745
Paint Case/ Wood Shelves	70726/3	72	16	30½	5,935

44" Height

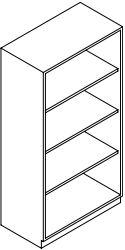


Wood	70727/2	30	16	44	4,135
Paint	70727/1	30	16	44	3,875
Paint Case/ Wood Shelves	70727/3	30	16	44	3,965
Wood	70728/2	36	16	44	4,510
Paint	70728/1	36	16	44	4,265
Paint Case/ Wood Shelves	70728/3	36	16	44	4,375
Wood	70729/2	42	16	44	4,905
Paint	70729/1	42	16	44	4,650
Paint Case/ Wood Shelves	70729/3	42	16	44	4,785

44" Height with Center Gable

Wood	70730/2	48	16	44	5,515
Paint	70730/1	48	16	44	5,260
Paint Case/ Wood Shelves	70730/3	48	16	44	5,415
Wood	70731/2	60	16	44	6,355
Paint	70731/1	60	16	44	6,000
Paint Case/ Wood Shelves	70731/3	60	16	44	6,195
Wood	70732/2	72	16	44	7,310
Paint	70732/1	72	16	44	6,900
Paint Case/ Wood Shelves	70732/3	72	16	44	7,125

58¼" Height



Wood	70733/2	30	16	58¼	4,955
Paint	70733/1	30	16	58¼	4,645
Paint Case/ Wood Shelves	70733/3	30	16	58¼	4,770
Wood	70734/2	36	16	58¼	5,415
Paint	70734/1	36	16	58¼	5,105
Paint Case/ Wood Shelves	70734/3	36	16	58¼	5,235
Wood	70735/2	42	16	58¼	5,895
Paint	70735/1	42	16	58¼	5,560
Paint Case/ Wood Shelves	70735/3	42	16	58¼	5,730

58¼" Height with Center Gable

Wood	70736/2	48	16	58¼	6,600
Paint	70736/1	48	16	58¼	6,295
Paint Case/ Wood Shelves	70736/3	48	16	58¼	6,475
Wood	70737/2	60	16	58¼	7,610
Paint	70737/1	60	16	58¼	7,185
Paint Case/ Wood Shelves	70737/3	60	16	58¼	7,415
Wood	70738/2	72	16	58¼	8,760
Paint	70738/1	72	16	58¼	8,250
Paint Case/ Wood Shelves	70738/3	72	16	58¼	8,540

Vox® Office™ bookcases are available in three heights and a range of lengths to accommodate most requirements.

Three different finish options are offered.

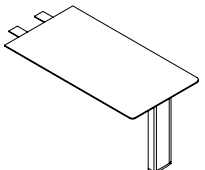
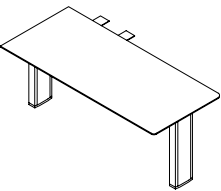
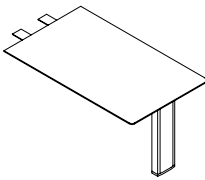
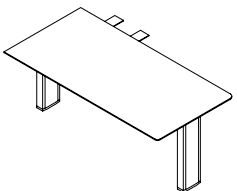
1. Case, back and shelves in wood veneer (page 4)
2. Case, back and shelves in three standard paint colours (page 8)
3. Case and back in paint with shelves in wood veneer.

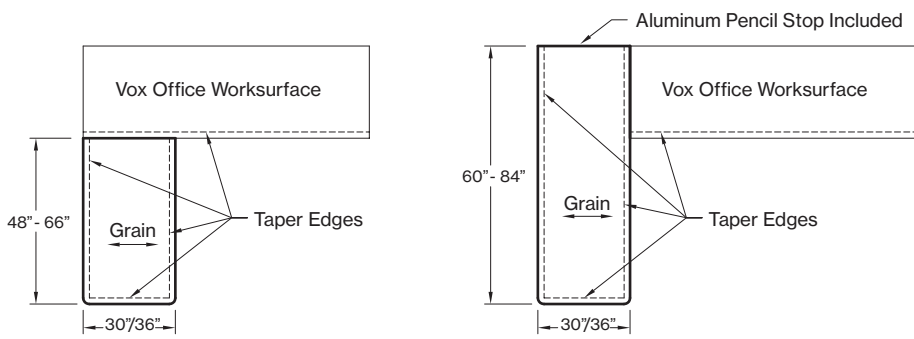
Whatever the selection, Vox® Office™ bookcases compliment any office environment and include fully adjustable shelves on silver aluminum pilaster strips. Adjustments are in 1" increments along the full interior height of the unit.

All leveling is easily accessed through the top section of the base.

PROJECT TABLES – FIXED HEIGHT

Rectangular

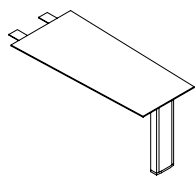
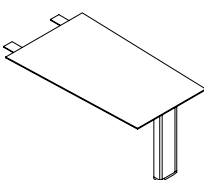
	Top Finish	Model Number	W" x D" x H"	List Price	Product Description
30" Deep 	Wood	70321/2	48 30 29	2,395	Fixed Project tables are available in a range of sizes and shapes. Tops can be ordered in all standard wood veneers and finishes (page 4) as well as a variety of wood grain plastic laminates (page 5). Optional aluminum finishes for the vertical leg are found on page 8. Fixed project tables are standard with a closed aluminum support leg. If a leg with removable panel is required, add \$150 list. An aluminum pencil stop is included on the short end of Project tables that are attached to the end of a worksurface.
	P-Lam	70321/5	48 30 29	2,165	
	Wood	70323/2	54 30 29	2,605	
	P-Lam	70323/5	54 30 29	2,340	
	Wood	70325/2	60 30 29	2,805	
	P-Lam	70325/5	60 30 29	2,520	
Wood	70326/2	66 30 29	3,020		
P-Lam	70326/5	66 30 29	2,700		
30" Deep 	Wood	70291/2	60 30 29	3,610	
	P-Lam	70291/5	60 30 29	3,335	
	Wood	70292/2	66 30 29	3,820	
	P-Lam	70292/5	66 30 29	3,495	
	Wood	70293/2	72 30 29	4,035	
	P-Lam	70293/5	72 30 29	3,685	
Wood	70294/2	84 30 29	4,240		
P-Lam	70294/5	84 30 29	3,860		
36" Deep 	Wood	70331/2	48 36 29	2,565	
	P-Lam	70331/5	48 36 29	2,305	
	Wood	70333/2	54 36 29	2,795	
	P-Lam	70333/5	54 36 29	2,495	
	Wood	70335/2	60 36 29	3,020	
	P-Lam	70335/5	60 36 29	2,695	
Wood	70336/2	66 36 29	3,240		
P-Lam	70336/5	66 36 29	2,890		
36" Deep 	Wood	70332/2	60 36 29	3,820	
	P-Lam	70332/5	60 36 29	3,490	
	Wood	70334/2	66 36 29	4,040	
	P-Lam	70334/5	66 36 29	3,690	
	Wood	70337/2	72 36 29	4,250	
	P-Lam	70337/5	72 36 29	3,885	
Wood	70338/2	84 36 29	4,465		
P-Lam	70338/5	84 36 29	4,080		

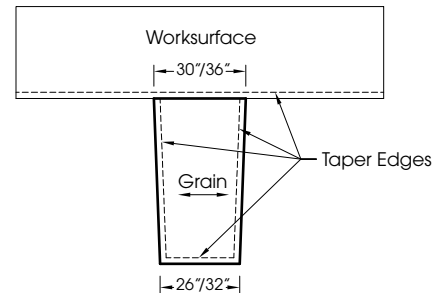


Fixed Project Table
Model # 70326

PROJECT TABLES – FIXED HEIGHT

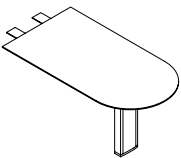
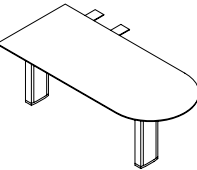
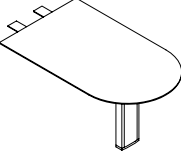
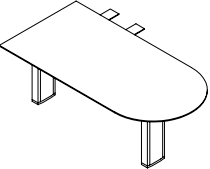
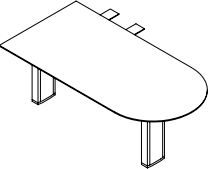
Rectangular Tapered

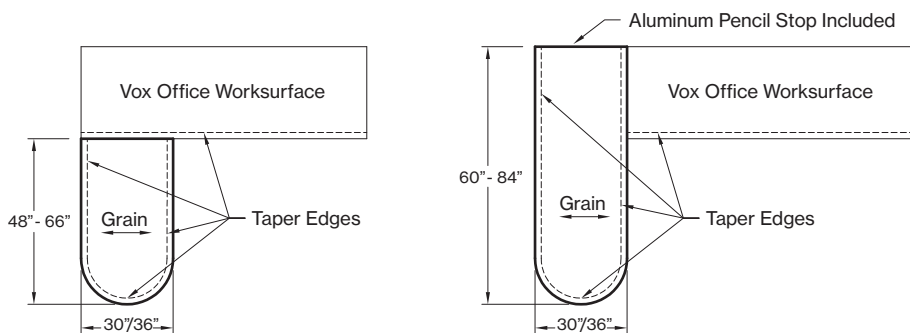
	Top Finish	Model Number	W" x D" x H"	List Price	Product Description
30" Deep 	Wood	70171/2	48 30 - 26 29	2,460	Fixed Project tables are available in a range of sizes and shapes. Tops can be ordered in all standard wood veneers and finishes (page 4) as well as a variety of wood grain plastic laminates (page 5). Optional aluminum finishes for the vertical leg are found on page 8. Fixed project tables are standard with a closed aluminum support leg. If a leg with removable panel is required add \$150 list.
	P-Lam	70171/5	48 30 - 26 29	2,235	
	Wood	70172/2	54 30 - 26 29	2,680	
	P-Lam	70172/5	54 30 - 26 29	2,410	
	Wood	70173/2	60 30 - 26 29	2,890	
	P-Lam	70173/5	60 30 - 26 29	2,605	
36" Deep 	Wood	70175/2	48 36 - 32 29	2,640	
	P-Lam	70175/5	48 36 - 32 29	2,370	
	Wood	70176/2	54 36 - 32 29	2,865	
	P-Lam	70176/5	54 36 - 32 29	2,570	
	Wood	70177/2	60 36 - 32 29	3,115	
	P-Lam	70177/5	60 36 - 32 29	2,775	
	Wood	70178/2	66 36 - 32 29	3,335	
	P-Lam	70178/5	66 36 - 32 29	2,975	



PROJECT TABLES – FIXED HEIGHT

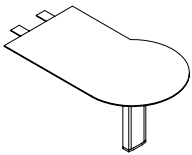
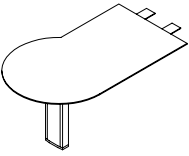
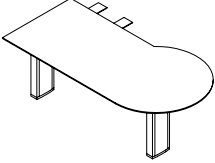
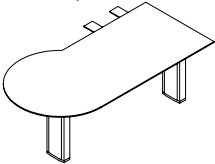
Radiused End

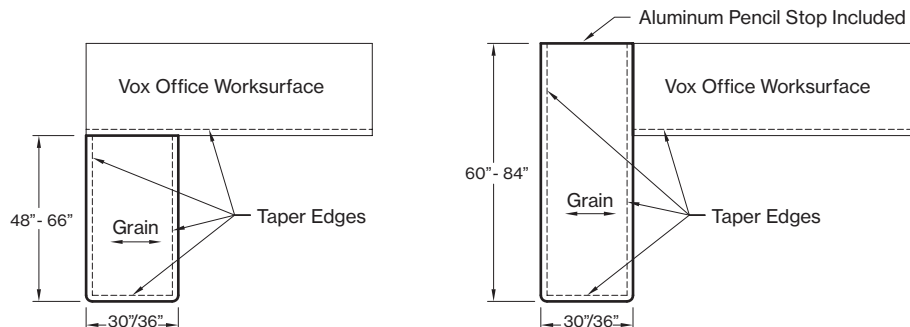
	Top Finish	Model Number	W" x	D" x	H"	List Price	Product Description
30" Deep 	Wood	70341/2	48	30	29	2,460	Fixed Project tables are available in a range of sizes and shapes. Tops can be ordered in all standard wood veneers and finishes (page 4) as well as a variety of wood grain plastic laminates (page 5). Optional aluminum finishes for the vertical leg are found on page 8. Fixed project tables are standard with a closed aluminum support leg. If a leg with removable panel is required, add \$150 list. An aluminum pencil stop is included on the short end of Project tables that are attached to the end of a worksurface.
	P-Lam	70341/5	48	30	29	2,235	
	Wood	70342/2	54	30	29	2,680	
	P-Lam	70342/5	54	30	29	2,410	
	Wood	70343/2	60	30	29	2,890	
	P-Lam	70343/5	60	30	29	2,605	
Wood	70344/2	66	30	29	3,110		
P-Lam	70344/5	66	30	29	2,795		
30" Deep 	Wood	70473/2	60	30	29	3,690	
	P-Lam	70473/5	60	30	29	3,400	
	Wood	70474/2	66	30	29	3,895	
	P-Lam	70474/5	66	30	29	3,590	
	Wood	70475/2	72	30	29	4,105	
	P-Lam	70475/5	72	30	29	3,780	
36" Deep 	Wood	70345/2	48	36	29	2,640	
	P-Lam	70345/5	48	36	29	2,370	
	Wood	70346/2	54	36	29	2,865	
	P-Lam	70346/5	54	36	29	2,570	
	Wood	70347/2	60	36	29	3,115	
	P-Lam	70347/5	60	36	29	2,775	
36" Deep 	Wood	70348/2	66	36	29	3,335	
	P-Lam	70348/5	66	36	29	2,975	
	Wood	70517/2	60	36	29	3,905	
	P-Lam	70517/5	60	36	29	3,580	
	Wood	70518/2	66	36	29	4,130	
	P-Lam	70518/5	66	36	29	3,780	
36" Deep 	Wood	70519/2	72	36	29	4,340	
	P-Lam	70519/5	72	36	29	3,980	
	Wood	70520/2	84	36	29	4,560	
	P-Lam	70520/5	84	36	29	4,185	



PROJECT TABLES – FIXED HEIGHT

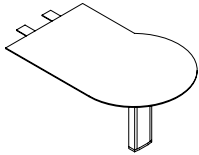
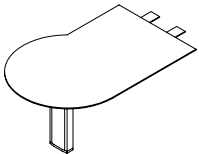
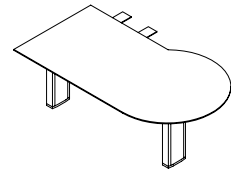
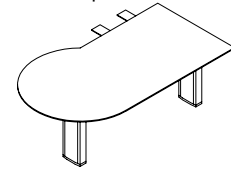
Round End

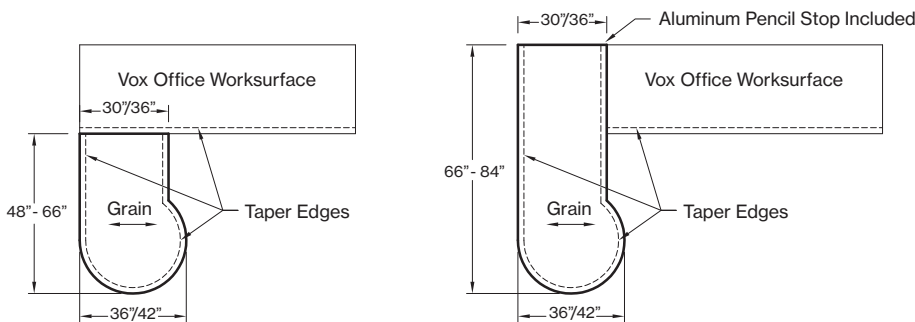
	Top Finish	Model Number	W" x D" x H"	List Price	Product Description
30" Deep 	Wood	70351/2	48 30-36 29	2,505	Fixed Project tables are available in a range of sizes and shapes. Tops can be ordered in all standard wood veneers and finishes (page 4) as well as a variety of wood grain plastic laminates (page 5). Optional aluminum finishes for the vertical leg are found on page 8.
	P-Lam	70351/5	48 30-36 29	2,265	
	Wood	70352/2	54 30-36 29	2,725	
	P-Lam	70352/5	54 30-36 29	2,460	
	Wood	70353/2	60 30-36 29	2,955	
	P-Lam	70353/5	60 30-36 29	2,650	
30" Deep 	Wood	70567/2	48 30-36 29	2,505	Fixed project tables are standard with a closed aluminum support leg. If a leg with removable panel is required add \$150 list. An aluminum pencil stop is included on the short end of Project tables that are attached to the end of a worksurface.
	P-Lam	70567/5	48 30-36 29	2,265	
	Wood	70568/2	54 30-36 29	2,725	
	P-Lam	70568/5	54 30-36 29	2,460	
	Wood	70569/2	60 30-36 29	2,955	
	P-Lam	70569/5	60 30-36 29	2,650	
30" Deep 	Wood	70617/2	66 30-36 29	3,960	
	P-Lam	70617/5	66 30-36 29	3,635	
	Wood	70618/2	72 30-36 29	4,180	
	P-Lam	70618/5	72 30-36 29	3,825	
	Wood	70619/2	84 30-36 29	4,395	
	P-Lam	70619/5	84 30-36 29	4,025	
30" Deep 	Wood	70627/2	66 30-36 29	3,960	
	P-Lam	70627/5	66 30-36 29	3,635	
	Wood	70628/2	72 30-36 29	4,180	
	P-Lam	70628/5	72 30-36 29	3,825	
	Wood	70629/2	84 30-36 29	4,395	
	P-Lam	70629/5	84 30-36 29	4,025	



PROJECT TABLES – FIXED HEIGHT

Round End

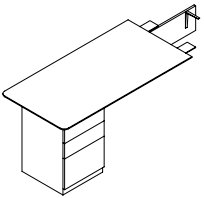
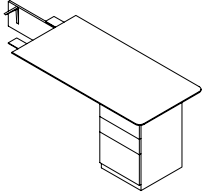
	Top Finish	Model Number	W" x	D" x	H"	List Price	Product Description
36" Deep 	Wood	70355/2	48	36-42	29	2,680	Fixed Project tables are available in a range of sizes and shapes. Tops can be ordered in all standard wood veneers and finishes (page 4) as well as a variety of wood grain plastic laminates (page 5). Optional aluminum finishes for the vertical leg are found on page 8. Fixed project tables are standard with a closed aluminum support leg. If a leg with removable panel is required add \$150 list. An aluminum pencil stop is included on the short end of Project tables that are attached to the end of a worksurface.
	P-Lam	70355/5	48	36-42	29	2,410	
	Wood	70356/2	54	36-42	29	2,930	
	P-Lam	70356/5	54	36-42	29	2,615	
	Wood	70357/2	60	36-42	29	3,165	
	P-Lam	70357/5	60	36-42	29	2,835	
36" Deep 	Wood	70647/2	48	36-42	29	2,680	
	P-Lam	70647/5	48	36-42	29	2,410	
	Wood	70648/2	54	36-42	29	2,930	
	P-Lam	70648/5	54	36-42	29	2,615	
	Wood	70649/2	60	36-42	29	3,165	
	P-Lam	70649/5	60	36-42	29	2,835	
36" Deep 	Wood	70657/2	66	36-42	29	4,185	
	P-Lam	70657/5	66	36-42	29	3,840	
	Wood	70658/2	72	36-42	29	4,410	
	P-Lam	70658/5	72	36-42	29	4,045	
	Wood	70659/2	84	36-42	29	4,650	
	P-Lam	70659/5	84	36-42	29	4,250	
36" Deep 	Wood	70638/2	66	36-42	29	4,185	
	P-Lam	70638/5	66	36-42	29	3,840	
	Wood	70639/2	72	36-42	29	4,410	
	P-Lam	70639/5	72	36-42	29	4,045	
	Wood	70640/2	84	36-42	29	4,650	
	P-Lam	70640/5	84	36-42	29	4,250	



PROJECT TABLES WITH PEDESTAL STORAGE

Rectangular

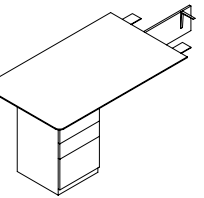
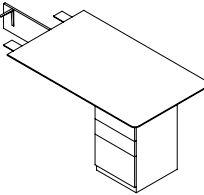
30" Deep



Top Finish	Model Number	W" x D" x H"	List Price	Product Description
Wood	70271/2	48 30 29	4,975	Fixed Project tables with pedestal storage are available in two depths and a range of lengths. 2 box, 1 file pedestal storage is standard. The cabinet is a paint finish, page 8. Tops, fronts and modesty panel are available in all standard wood veneers and finishes (page 4) as well as a variety of wood grain plastic laminates (page 5). MODESTY PANEL Project tables with pedestal storage come with a partial wood modesty panel 10" high that is positioned flush with the front of the pedestal. LOCKS The storage pedestal comes with a face-mount lock that is located in the top right hand corner of the drawer face. DRAWER PULLS Select drawer pull and code from page 9.
P-Lam	70271/5	48 30 29	4,745	
Wood	70272/2	54 30 29	5,175	
P-Lam	70272/5	54 30 29	4,905	
Wood	70273/2	60 30 29	5,370	
P-Lam	70273/5	60 30 29	5,090	
Wood	70274/2	66 30 29	5,585	
P-Lam	70274/5	66 30 29	5,270	

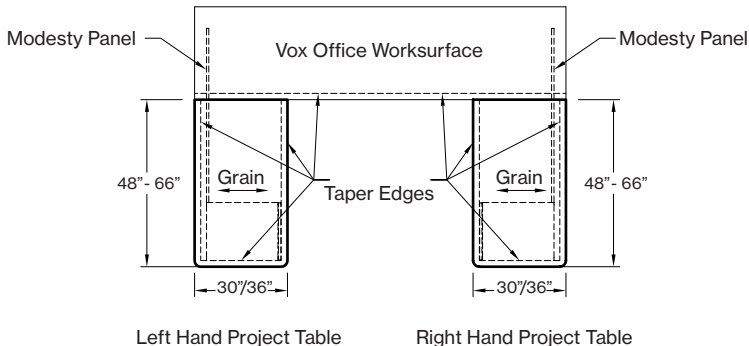
Model numbers are generic, you must specify left or right hand project table.

36" Deep

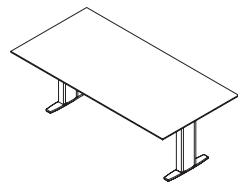


Wood	70281/2	48 36 29	5,130
P-Lam	70281/5	48 36 29	4,875
Wood	70282/2	54 36 29	5,365
P-Lam	70282/5	54 36 29	5,085
Wood	70283/2	60 36 29	5,580
P-Lam	70283/5	60 36 29	5,265
Wood	70284/2	66 36 29	5,815
P-Lam	70284/5	66 36 29	5,455

Model numbers are generic, you must specify left or right hand project table.



T-BASE DESK



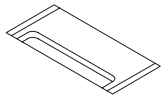
Top Finish	Model Number	W" x	D" x	H"	List Price
Wood	70991/2	72	36	29	5,100
P-Lam	70991/5	72	36	29	4,340
Wood	70992/2	78	38	29	5,540
P-Lam	70992/5	78	38	29	4,675
Wood	70993/2	84	38	29	5,810
P-Lam	70993/5	84	38	29	4,875
Wood	70994/2	84	42	29	6,285
P-Lam	70994/5	84	42	29	5,260
Wood	70995/2	96	42	29	6,905
P-Lam	70995/5	96	42	29	5,720
Wood	70996/2	96	48	29	7,635
P-Lam	70996/5	96	48	29	6,300
Wood	70997/2	108	42	29	7,525
P-Lam	70997/5	108	42	29	6,195
Wood	70998/2	108	48	29	8,345
P-Lam	70998/5	108	48	29	6,840

Vox® Office™ T-base desks are available in all standard wood veneers and finishes (page 4) as well as a variety of wood grain plastic laminates (page 5). Optional metal finishes for the T-base are found on page 8.

T-base desks provide large unobstructed work areas for private office environments.

Combine with movable storage elements on pages 27-28.

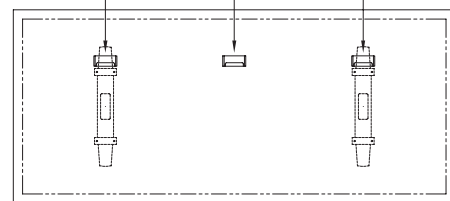
Optional Grommet



Left	70276	5¼	2¼	335
Centre	70277	5¼	2¼	335
Right	70278	5¼	2¼	335



Left Grommet Centre Grommet Right Grommet



Standard 2" Taper Edge

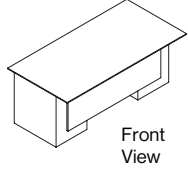
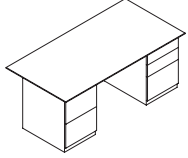


Vox Grommet – 5¼" W x 2¼" D Aluminum Grommet is anodized to match legs and can be specified in any of the following locations: Left, Centre, Right

PEDESTAL DESKS

With Overlay Modesty Panels

Partial Overlay Modesty



Top Finish	Model Number	W" x D" x H"	List Price	Product Description
Wood	70221/2	72 x 36 x 29	8,890	Vox®Office™ desks are available in a variety of sizes that accommodate both double file and box file storage pedestals.
P-Lam	70221/5	72 x 36 x 29	8,470	
Wood	70222/2	78 x 36 x 29	9,165	Tops, fronts and modesty panels are available in all standard veneers and finishes (page 4) as well as a variety of wood grain plastic laminates (page 5).
P-Lam	70222/5	78 x 36 x 29	8,670	
Wood	70223/2	84 x 36 x 29	9,390	Vox®Office™ is standard with painted cases (page 8). If veneer cases are required, contact Nienkämper Customer Service at 1.800.668.9318 for pricing.
P-Lam	70223/5	84 x 36 x 29	8,860	

Vox®Office™ desks are available in a variety of sizes that accommodate both double file and box file storage pedestals.

Tops, fronts and modesty panels are available in all standard veneers and finishes (page 4) as well as a variety of wood grain plastic laminates (page 5).

Vox®Office™ is standard with painted cases (page 8). If veneer cases are required, contact Nienkämper Customer Service at 1.800.668.9318 for pricing.

WOOD VS P-LAM

When specifying Wood "/2 option", tops, fronts and modesty panels are wood, cases are painted. When specifying P-Lam "/5 option", tops are plastic laminate, fronts and modesty panels are wood or P-Lam, cases are painted.

MODESTY PANELS

Overlay modesty panels are applied to the face of the desk pedestal with a 3/8" reveal around the outside edge. Both partial 20" high and full overlay panel options are available.

LOCKS

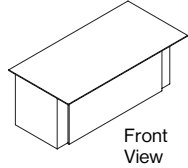
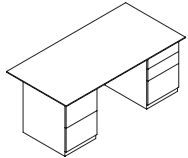
Desk pedestals are standard with face locks that are located on the top right hand corner of the top-drawer front.

If side-mount locks are required as an alternative, they must be specified at time of order. Add \$90.00 list for each change to side-mount lock. Side-mount locks are located in the knee space of the desk.

DRAWER PULLS

Select drawer pulls and code from page 9.

Fully Overlay Modesty



Wood	70225/2	72 x 36 x 29	8,955	Vox®Office™ desks are available in a variety of sizes that accommodate both double file and box file storage pedestals.
P-Lam	70225/5	72 x 36 x 29	8,520	
Wood	70226/2	78 x 36 x 29	9,170	Tops, fronts and modesty panels are available in all standard veneers and finishes (page 4) as well as a variety of wood grain plastic laminates (page 5).
P-Lam	70226/5	78 x 36 x 29	8,675	
Wood	70227/2	84 x 36 x 29	9,415	Vox®Office™ is standard with painted cases (page 8). If veneer cases are required, contact Nienkämper Customer Service at 1.800.668.9318 for pricing.
P-Lam	70227/5	84 x 36 x 29	8,880	


LOCKS

Desk pedestals are standard with face locks that are located on the top right hand corner of the top-drawer front.

If side-mount locks are required as an alternative, they must be specified at time of order. Add \$90.00 list for each change to side-mount lock. Side-mount locks are located in the knee space of the desk.

DRAWER PULLS

Select drawer pulls and code from page 9.



Partial Overlay Modesty

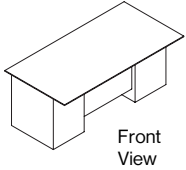
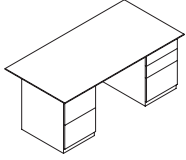


Full Overlay Modesty

PEDESTAL DESKS

With Inset Modesty Panels

Partial Inset Modesty



Top Finish	Model Number	W" x D" x H"	List Price	Product Description
Wood	70231/2	72 x 36 x 29	8,760	
P-Lam	70231/5	72 x 36 x 29	8,320	
Wood	70232/2	78 x 36 x 29	8,975	
P-Lam	70232/5	78 x 36 x 29	8,470	
Wood	70233/2	84 x 36 x 29	9,170	
P-Lam	70233/5	84 x 36 x 29	8,640	

Vox® Office™ desks are available in a variety of sizes that accommodate both double file and box file storage pedestals.

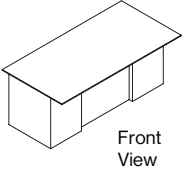
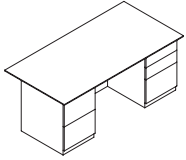
Tops, fronts and modesty panels are available in all standard veneers and finishes (page 4) as well as a variety of wood grain plastic laminates (page 5).

Vox® Office™ is standard with painted cases (page 8). If veneer cases are required, contact Nienkämper Customer Service at 1.800.668.9318 for pricing

WOOD VS P-LAM

When specifying Wood "/2 option", tops, fronts and modesty panels are wood, cases are painted. When specifying P-Lam "/5 option", tops are plastic laminate, fronts and modesty panels are wood or P-Lam, cases are painted.

Fully Inset Modesty



Wood	70235/2	72 x 36 x 29	8,780	
P-Lam	70235/5	72 x 36 x 29	8,350	
Wood	70236/2	78 x 36 x 29	9,025	
P-Lam	70236/5	78 x 36 x 29	8,520	
Wood	70237/2	84 x 36 x 29	9,260	
P-Lam	70237/5	84 x 36 x 29"	8,705	

MODESTY PANELS

Inset modesty panels are positioned between the storage pedestals, set back 2" from the front of the cabinet

Partial modesty panels are 20" high.


LOCKS

Desk pedestals are standard with face locks that are located on the top right hand corner of the top-drawer front.


If side-mount locks are required as an alternative, they must be specified at time of order. Add \$90.00 list for each change to side-mount lock. Side-mount locks are located in the knee space of the desk.

DRAWER PULLS

Select drawer pulls and code from page 9.



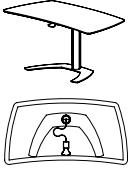
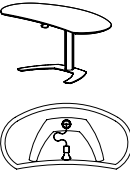
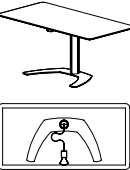
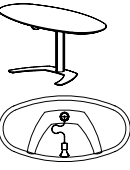
Partial Inset Modesty



Full Inset Modesty

PROJECT TABLES – SINGLE LEG HEIGHT ADJUSTABLE

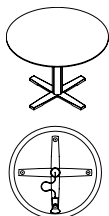


	Top Finish	Model Number	W" x D" x H"	List Price	Product Description	
Forma Shape Table 	Wood	70395/2	56 30 26½ - 44	4,230	Vox® Office™ project tables were designed as an option to the traditional style of fixed worktop. The single column leg maximizes knee space for the user. Mobile storage pedestals can be moved under the surface and close to the user. Project tables are available in all standard wood veneers and finishes (page 4) as well as a variety of wood grain plastic laminates (page 5). Optional metal finishes for both the base and column leg are found on page 8. Two options are available for the column leg on Project tables: 1. Fixed with a finished height of 29". 2. Pneumatically adjusted with a small lever under the center of the worktop with a range in height from 26¼" to 44". Adjustable-height Project tables offer space benefits as they can be positioned above or below adjacent work surfaces, are movable and offer the possibility for sit/stand working positions. Static load capacity for pneumatic height adjustment is 100lbs without compression.	
	P-Lam	70395/5	56 30 26½ - 44	3,980		
	Pneumatic Height Adjustment					2,855
	Wood	70397/2	56 30 29	2,605		
	P-Lam	70397/5	56 30 29			
	Fixed Height					4,335
Ellipse Shape Table 	Wood	70302/2	60 30 26½ - 44	4,050		
	P-Lam	70302/5	60 30 26½ - 44			
	Pneumatic Height Adjustment				2,950	
					2,675	
	Wood	70310/2	60 30 29			
	P-Lam	70310/5	60 30 29			
Fixed Height				4,145		
				3,880		
Rectangular Shape Table 	Wood	70303/2	60 30 26½ - 44			
	P-Lam	70303/5	60 30 26½ - 44	2,775		
	Pneumatic Height Adjustment				2,505	
	Wood	70312/2	60 30 29			
	P-Lam	70312/5	60 30 29	4,335		
	Fixed Height				4,050	
Oval Shape Table 	Wood	70304/2	60 30 26½ - 44	2,950		
	P-Lam	70304/5	60 30 26½ - 44	2,675		
	Pneumatic Height Adjustment					
	Wood	70314/2	60 30 29	2,805		
	P-Lam	70314/5	60 30 29	2,545		
	Fixed Height					

PROJECT TABLES – CRUCIFORM BASE HEIGHT ADJUSTABLE



Round Shape Table



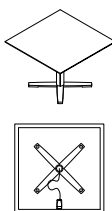
Top Finish	Model Number	W" x	D" x	H"	List Price
Wood	70305/2	38 Dia.		26½ - 44	4,300
P-Lam	70305/5	38 Dia.		26½ - 44	4,080
Wood	70306/2	42 Dia.		26½ - 44	4,450
P-Lam	70306/5	42" Dia.		26½ - 44	4,160
Wood	71003/2	48 Dia		26½ - 44	4,670
P-Lam	71003/5	48 Dia		26½ - 44	4,370

Pneumatic Height Adjustment

Wood	70317/2	38 Dia.		29	2,835
P-Lam	70317/5	38 Dia.		29	2,635
Wood	70318/2	42 Dia.		29	2,980
P-Lam	70318/5	42 Dia.		29	2,685
Wood	71009/2	48 Dia		29	3,140
P-Lam	71009/5	48 Dia		29	2,830

Fixed Height

Square Shape Table



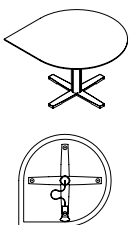
Wood	71011/2	38	38	26½ - 44	4,230
P-Lam	71011/5	38	38	26½ - 44	4,010
Wood	71012/2	42	42	26½ - 44	4,370
P-Lam	71012/5	42	42	26½ - 44	4,075
Wood	71013/2	48	48	26½ - 44	4,585
P-Lam	71013/5	48	48	26½ - 44	4,280

Pneumatic Height Adjustment

Wood	71017/2	38	38	29	2,775
P-Lam	71017/5	38	38	29	2,575
Wood	71018/2	42	42	29	2,930
P-Lam	71018/5	42	42	29	2,640
Wood	71019/2	48	48	29	3,070
P-Lam	71019/5	48	48	29	2,770

Fixed Height

Teardrop Shape



Wood	71021/2	38	38	26½ - 44	4,390
P-Lam	71021/5	38	38	26½ - 44	4,165
Wood	71022/2	42	42	26½ - 44	4,540
P-Lam	71022/5	42	42	26½ - 44	4,250
Wood	71023/2	48	48	26½ - 44	4,765
P-Lam	71023/5	48	48	26½ - 44	4,460

Pneumatic Height Adjustment

Wood	71027/2	38	38	29	2,890
P-Lam	71027/5	38	38	29	2,680
Wood	71028/2	42	42	29	3,045
P-Lam	71028/5	42	42	29	2,750
Wood	71029/2	48	48	29	3,200
P-Lam	71029/5	48	48	29	2,885

Fixed Height

Vox® Office™ project tables were designed as an option to the traditional style of fixed worktop. The single column leg maximizes knee space for the user. Mobile storage pedestals can be moved under the surface and close to the user.

Project tables are available in all standard wood veneers and finishes (page 4) as well as a variety of wood grain plastic laminates (page 5). Optional metal finishes for both the base and column leg are found on page 8.

Two options are available for the column leg on Project tables:

1. Fixed with a finished height of 29".
2. Pneumatically adjusted with a small lever under the center of the worktop with a range in height from 26¼" to 44".

Adjustable-height Project tables offer space benefits as they can be positioned above or below adjacent work surfaces, are movable and offer the possibility for sit/stand working positions.

Static load capacity for pneumatic height adjustment is 100lbs without compression.



PROJECT TABLES – SINGLE LEG HEIGHT ADJUSTABLE

DESIGN – MARK MÜLLER



Ellipse shape Project Table – Model # 70302
Shown in various states of height adjustment 26½" - 44" high

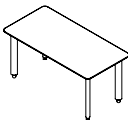

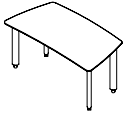

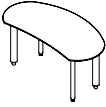







A simple ergonomic paddle allows the user to easily change the height of pneumatically adjustable Project tables.



Forma Shape Model # 70395 on left, Ellipse Shape Model # 70302 on right.

PROJECT TABLES – FOUR LEGS ON CASTERS

	Top Finish	Model Number	W" x	D" x	H"	List Price	Product Description																
Rectangular Shape																							
	Wood	70361/2	60	30	29	2,900	<p>Vox Project tables on legs are available in all standard wood veneers and finishes (page 4) as well as a variety of wood grain plastic laminates (page 5). Optional metal finishes for legs are found on page 8.</p> <p>Small diameter aluminum legs with locking casters offer a compact work table for private office environments or wherever a smaller sized, versatile table may be needed.</p> <p>If modesty panels are required, add the following codes to the model number.</p>																
	P-Lam	70361/5	60	30	29	2,270																	
	Wood	70362/2	66	30	29	3,020																	
	P-Lam	70362/5	66	30	29	2,370																	
	Wood	70363/2	72	30	29	3,140																	
	P-Lam	70363/5	72	30	29	2,445																	
	Wood	70364/2	78	30	29	3,295																	
	P-Lam	70364/5	78	30	29	2,565																	
Forma Shape																							
	Wood	70365/2	60	30	29	3,150		<table border="1"> <thead> <tr> <th>Code</th> <th>Description</th> <th>Add to list price of table</th> </tr> </thead> <tbody> <tr> <td>A</td> <td>6" high modesty panel to match top finish</td> <td>\$600</td> </tr> <tr> <td>AP</td> <td>6" high modesty panel in painted finish (page 8)</td> <td>\$535</td> </tr> <tr> <td>B</td> <td>12" high modesty panel to match top Finish</td> <td>\$735</td> </tr> <tr> <td>BP</td> <td>12" high modesty panel in painted finish (page 8)</td> <td>\$660</td> </tr> </tbody> </table>	Code	Description	Add to list price of table	A	6" high modesty panel to match top finish	\$600	AP	6" high modesty panel in painted finish (page 8)	\$535	B	12" high modesty panel to match top Finish	\$735	BP	12" high modesty panel in painted finish (page 8)	\$660
	Code	Description	Add to list price of table																				
A	6" high modesty panel to match top finish	\$600																					
AP	6" high modesty panel in painted finish (page 8)	\$535																					
B	12" high modesty panel to match top Finish	\$735																					
BP	12" high modesty panel in painted finish (page 8)	\$660																					
P-Lam	70365/5	60	30	29	2,475																		
	Wood	70366/2	66	30	29	3,380																	
	P-Lam	70366/5	66	30	29	2,650																	
	Wood	70367/2	72	30	29	3,595																	
	P-Lam	70367/5	72	30	29	2,835																	
	Wood	70368/2	78	30	29	3,825																	
	P-Lam	70368/5	78	30	29	3,005																	
Ellipse Shape																							
	Wood	70369/2	60	30	29	3,150																	
	P-Lam	70369/5	60	30	29	2,475																	
	Wood	70370/2	66	30	29	3,380																	
	P-Lam	70370/5	66	30	29	2,650																	
	Wood	70371/2	72	30	29	3,595																	
	P-Lam	70371/5	72	30	29	2,835																	
	Wood	70372/2	78	30	29	3,825																	
	P-Lam	70372/5	78	30	29	3,005																	
Oval Shape																							
	Wood	70373/2	60	30	29	3,150																	
	P-Lam	70373/5	60	30	29	2,475																	
	Wood	70374/2	66	30	29	3,380																	
	P-Lam	70374/5	66	30	29	2,650																	
	Wood	70375/2	72	30	29	3,595																	
	P-Lam	70375/5	72	30	29	2,835																	
	Wood	70376/2	78	30	29	3,825																	
	P-Lam	70376/5	78	30	29	3,005																	
Round Shape																							
	Wood	70377/2	38 Dia.		29	2,615																	
	P-Lam	70377/5	38 Dia.		29	2,010																	
	Wood	70378/2	42 Dia.		29	2,700																	
	P-Lam	70378/5	42" Dia.		29	2,055																	
	Wood	70379/2	48 Dia		29	3,190																	
	P-Lam	70379/5	48 Dia		29	2,375																	

PROJECT TABLES – FOUR LEGS ON CASTERS



Ellipse shape, Forma shape and Oval shape Project Tables shown clockwise from left to right



No Modesty Panel

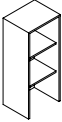
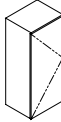
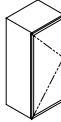
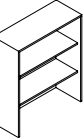
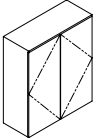
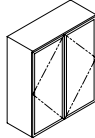
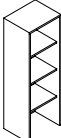
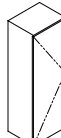

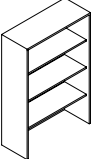
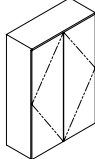
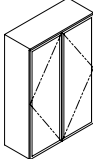


6" high Modesty Panel



12" high Modesty Panel

WORKSURFACE STORAGE UNITS

			Model Number	W" x D" x H"	List Price	Product Description		
 Open	 Wood Door	 Glass Door	Open				<p>Vox® worksurface storage units are intended for the tops of worksurfaces that are located against a wall. They can be used in combination with wall-hung overhead storage units or workwalls.</p> <p>At 44" tall, Vox worksurface storage units will line up flush with the top of single-height overhead storage or single height workwall storage units</p> <p>Offered in single and double widths and in three options:</p> <ol style="list-style-type: none"> 1. Open with painted cabinet and shelf 2. Painted cabinet with wood veneer door 3. Painted cabinet with aluminum trim door and frosted glass panel <p>All glass-door panels are tempered and frosted on the side facing the user when door is closed.</p>	
			70701	18 $\frac{5}{8}$	15	44		2,270
			Wood Door					
			70702	18 $\frac{5}{8}$	15	44		2,600
Glass Door								
			70703	18 $\frac{5}{8}$	15	44		2,770
 Open	 Wood Door	 Glass Door	Open					
			70704	37 $\frac{1}{4}$	15	44		3,780
			Wood Door					
			70705	37 $\frac{1}{4}$	15	44	4,300	
Glass Door								
			70706	37 $\frac{1}{4}$	15	44	4,595	
 Open	 Wood Door	 Glass Door	Open					
			70707	18 $\frac{5}{8}$	15	56 $\frac{1}{4}$	2,530	
			Wood Door					
			70708	18 $\frac{5}{8}$	15	56 $\frac{1}{4}$	2,885	
Glass Door								
			70709	18 $\frac{5}{8}$	15	56 $\frac{1}{4}$	3,070	
 Open	 Wood Door	 Glass Door	Open					
			70710	37 $\frac{1}{4}$	15	56 $\frac{1}{4}$	4,185	
			Wood Door					
			70711	37 $\frac{1}{4}$	15	56 $\frac{1}{4}$	4,785	
Glass Door								
			70712	37 $\frac{1}{4}$	15	56 $\frac{1}{4}$	5,100	

OVERHEAD STORAGE UNITS

Product Overview

General Overhead Options

Finishes

- Cabinets are standard with paint finish (metallic or non-metallic) which can be specified from page 8.
- Door faces are veneer and can be specified from standard Nienkämper veneers and finishes on page 4, as well as a variety of wood grain plastic laminates (page 5)
- Doors can also be specified with aluminum-anodized trim.
- Glass panels are tempered, with the frosted side facing the user when the door is closed.

Storage

- Overhead units are offered in two heights: single and double binder height.
- Standard binder storage capacity for overheads are listed in the table on the right.
- Double-height overheads include a shelf that is adjustable in three positions. Placing the shelf in the center position accommodates two rows of standard binder storage. Repositioning the shelf allows legal binders in either the top or bottom of the cabinet.
- All overhead units are shipped in sections, then fastened together as they are being installed.

Locks

- Overhead storage units are not standard with locks. If locks are required, they are installed in the bottom corner of the door opposite the hinge.
- Double overhead door openings are locked together with a single lock on the right hand door.
- Add \$95.00 list per lock (Glass doors do no lock).

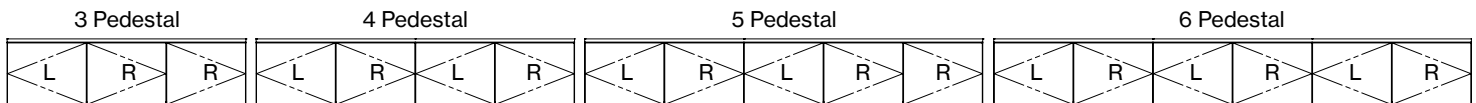
Overhead Size	Linear Feet of Storage	
	Single Height	Double Height
3 Pedestal	4½	9
4 Pedestal	6	12
5 Pedestal	7½	15
6 Pedestal	9	18



Standard Binder Storage in Double Height Overheads

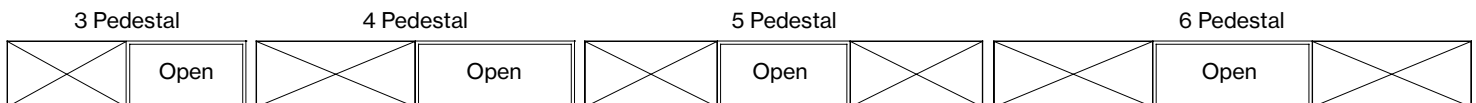
Hinged Doors

- Door openings are as shown in the illustrations below:



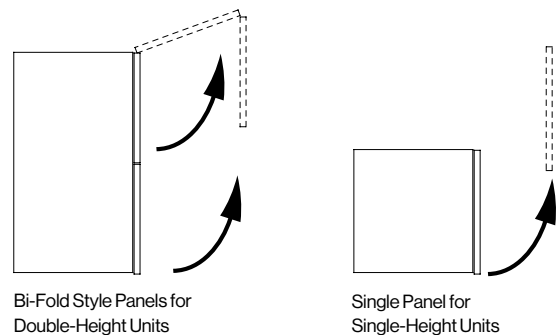
Sliding Doors

- Sliding door openings are shown in the illustrations below:



Flip-Up Doors

- Single-height overheads have one single panel that flips upward, hinged at the top of the cabinet.
- Double-height overheads have two panels that flip upward in a bi-fold style, hinged at the top of the cabinet.



Workwall Overheads with Gables

- Workwall overheads with gables do not require a wall for installation, as they rest on top of worksurface.
- Cable access slots are standard on worksurfaces when Workwalls are specified.
- Workwalls in 3-5 pedestal lengths are standard with 2 cable access slots,
- Workwalls in 6 pedestal lengths are standard with 3 cable access slots.

Wall-Mounted Overhead

- Wall-mounted overheads are provided with wood cleats for site installation.
- A continuous opening is created between the tackpanel and worksurface when Wall-Mounted overheads are specified.

Wire Access



Cable Access Slot for Workwall Overheads



Continuous gap and Pencil Stop on worksurface below Wall-Mounted Overheads

OVERHEAD STORAGE UNITS

Product Overview

Project Bin Storage

- Project bin storage is optional for all overheads units.
- The project bin is painted to match the overhead cabinet colour and is installed on-site.

Tack Panels

- Tack panels are available in two options:
 - a) tack surface covered in fabric
 - b) tack surface covered in fabric, with aluminum accessory rail.
- The accessory rail is a 6" high continuous aluminum surface that is located over the back of the worksurface.
- When an Accessory Rail is specified, the fabric tack panel starts directly above it.
- When an accessory rail is not specified, the tack surface drops below the worksurface.
- COM fabric requirements are listed for each model.
- Check with Nienkämper Customer Service for fabric yields on quantity orders.



Halogen Lighting

- The halogen lighting system is independent and completely concealed in a thin panel below the overhead storage or project bin. The lighting panel is painted to match the case color.
- Halogen lights are 10 watt.
- System includes transformer and integrated aluminum touch switch mounted in the work surface.
- Touch switch gives the user access to 4 light levels.
- Bulb life: 2,000 hours.



Touch-Switch Mounted in Worksurface



Halogen Light Fixture

LED Lighting (optional)

- The LED lighting system is independent and completely concealed in a thin panel below the overhead storage or project bin. The lighting panel is painted to match the case color.
- Each LED light is 3 watt.
- System includes transformer and integrated light grey push-switch mounted in the work surface.
- Bulb life: more than 40,000 to 50,000 hours.
- Light color: warm white
- Add \$40 list upcharge per light fixture if LED lighting instead of halogen lighting is selected



Optional LED Light Fixture

Fluorescent Lighting

- The fluorescent lighting system is independent from the cabinet or project bin and is concealed behind an aluminum valance.
- Fluorescent lights are combinations of 22 or 24 watt T4 fixtures, depending on the model length.
- 110 volt system.
- Includes integrated push-switch (on/off) mounted in the work surface, with 10 foot cord.
- Bulb life: 10,000 hours.
- Ballast life: 20,000 hours.



Push-Switch Mounted in Worksurface



Fluorescent Light Fixture with Aluminum Light Valance

Chicago Code Requirement

Option T5 fluorescent light fixture can be provided with fused plug. Silver metallic finish. Switched-on fixture. Upcharge applies.

WALL-MOUNTED OVERHEAD STORAGE

Product Matrix

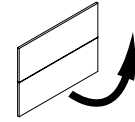
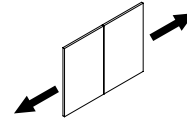
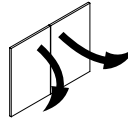
Select Cabinet Door Option

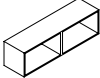
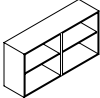
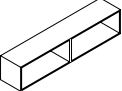
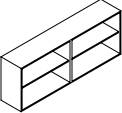
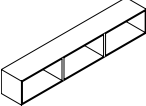
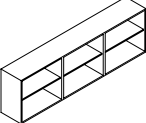
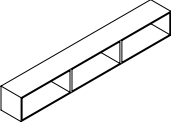
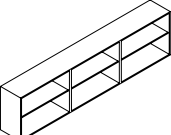
Open (No Doors)

With Hinged Doors

With Sliding Doors

With Flip-up Doors

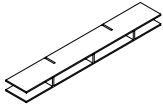


Dimensions	Open (No Doors)		With Hinged Doors		With Sliding Doors		With Flip-up Doors				
	Model Number	List Price	Door Style	Model Number	List Price	Door Style	Model Number	List Price	Door Style	Model Number	List Price
3 Pedestal Overhead  Single Height W 55 ⁷ / ₈ " D 15" H 15 ¹ / ₂ "	71031	2,045	Wood	71031/HW	2,645	Wood	71031/SW	2,700	Wood	71031/FW	2,780
			Glass	71031/HG	2,950	Glass	71031/SG	3,010	Glass	71031/FG	3,070
 Double Height W 55 ⁷ / ₈ " D 15" H 27 ³ / ₄ "	71032	2,610	Wood	71032/HW	3,320	Wood	71032/SW	3,385	Wood	71032/FW	3,465
			Glass	71032/HG	3,670	Glass	71032/SG	3,725	Glass	71032/FG	3,880
	Cabinet in 1 Piece		Cabinet in 1 Piece		Cabinet in 1 Piece		Cabinet in 1 Piece				
4 Pedestal Overhead  Single Height W 74 ¹ / ₂ " D 15" H 15 ¹ / ₂ "	71033	2,725	Wood	71033/HW	3,525	Wood	71033/SW	3,610	Wood	71033/FW	3,690
			Glass	71033/HG	3,920	Glass	71033/SG	4,015	Glass	71033/FG	
 Double Height W 74 ¹ / ₂ " D 15" H 27 ³ / ₄ "	71034	3,480	Wood	71034/HW	4,400	Wood	71034/SW	4,500	Wood	71034/FW	4,590
			Glass	71034/HG	4,870	Glass	71034/SG	4,960	Glass	71034/FG	
	Cabinet in 2 Pieces		Cabinet in 2 Pieces		Cabinet in 2 Pieces		Cabinet in 2 Pieces				
5 Pedestal Overhead  Single Height W 93 ¹ / ₈ " D 15" H 15 ¹ / ₂ "	71035	3,380	Wood	71035/HW	4,375	Wood	71035/SW	4,470	Wood	71035/FW	4,575
			Glass	71035/HG	4,875	Glass	71035/SG	4,975	Glass	71035/FG	5,070
 Double Height W 93 ¹ / ₈ " D 15" H 27 ³ / ₄ "	71036	4,315	Wood	71036/HW	5,475	Wood	71036/SW	5,585	Wood	71036/FW	5,710
			Glass	71036/HG	6,045	Glass	71036/SG	6,170	Glass	71036/FG	6,285
	Cabinet in 3 Pieces		Cabinet in 3 Pieces		Cabinet in 3 Pieces		Cabinet in 3 Pieces				
6 Pedestal Overhead  Single Height W 113 ³ / ₄ " D 15" H 15 ¹ / ₂ "	71037	4,060	Wood	71037/HW	5,260	Wood	71037/SW	5,375	Wood	71037/FW	5,430
			Glass	71037/HG	5,855	Glass	71037/SG	5,975	Glass	71037/FG	6,105
 Double Height W 113 ³ / ₄ " D 15" H 27 ³ / ₄ "	71038	5,175	Wood	71038/HW	6,565	Wood	71038/SW	6,710	Wood	71038/FW	5,340
			Glass	71038/HG	7,290	Glass	71038/SG	7,400	Glass	71038/FG	7,550
	Cabinet in 3 Pieces		Cabinet in 3 Pieces		Cabinet in 3 Pieces		Cabinet in 3 Pieces				

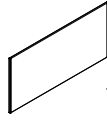
OPTIONS FOR WALL-MOUNTED OVERHEAD STORAGE

Product Matrix

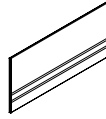
Project Bin



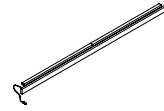
**Tack Panel
(Standard Fabric)**



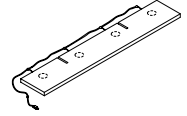
**Tack Panel with Accessory Rail
(Standard Fabric)**



Fluorescent Lighting



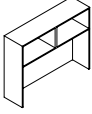
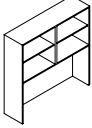
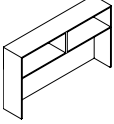
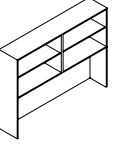
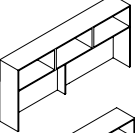
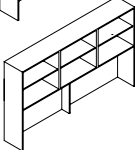
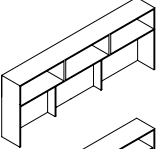
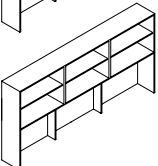
Halogen Lighting



Model Number	List Price	Model Number	List Price	Model Number	List Price	Model Number	List Price	Model Number	List Price
71049	490	71053	770	71057	1,105	70487	510	70483	1,235
71049	490	71053	770	71057	1,105	70487	510	70483	1,235
		2 yards of fabric required		2 yards of fabric required		1 – 34" Fixture @24 watts		3 – Fixtures @ 10 watts ea	
71050	630	71054	1,010	71058	1,460	70488	825	70484	1,310
71050	630	71054	1,010	71058	1,460	70488	825	70484	1,310
		2 1/2 yards of fabric required		2 1/2 yards of fabric required		2 – 34" Fixtures @24 watts ea		4 – Fixtures @ 10 watts ea	
71051	790	71055	1,275	71059	1,820	70489	1,075	70485	1,310
71051	790	71055	1,275	71059	1,820	70489	1,075	70485	1,310
		3 yards of fabric required		3 yards of fabric required		3 – 22" Fixtures @ 22 watts ea		4 – Fixtures @ 10 watts ea	
71052	935	71056	1,500	71060	2,175	70490	1,170	70486	1,375
71052	935	71056	1,500	71060	2,175	70490	1,170	70486	1,375
		3 1/2 yards of fabric required		3 1/2 yards of fabric required		3 – 34" Fixtures @ 24 watts ea		5 – Fixtures @ 10 watts ea	

WORKWALLS WITH GABLES

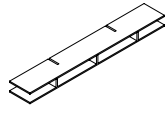
Product Matrix

		Select Cabinet Door Option										
		Open (No Doors)		With Hinged Doors		With Sliding Doors		With Flip-up Doors				
		Model Number	List Price	Door Style	Model Number	List Price	Door Style	Model Number	List Price	Door Style	Model Number	List Price
Dimensions												
3 Pedestal Workwall												
	Single Height	71041	2,575	Wood	71041/HW	3,170	Wood	71041/SW	3,240	Wood	71041/FW	3,305
	W 55 ⁷ / ₈ " D 15" H 44"			Glass	71041/HG	3,480	Glass	71041/SG	3,545	Glass	71041/FG	3,595
	Double Height	71042	3,145	Wood	71042/HW	3,845	Wood	71042/SW	3,915	Wood	71042/FW	4,000
	W 55 ⁷ / ₈ " D 15" H 56 ¹ / ₄ "			Glass	71042/HG	4,185	Glass	71042/SG	4,260	Glass	71042/FG	4,400
		Cabinet in 1 Piece		Cabinet in 1 Piece		Cabinet in 1 Piece		Cabinet in 1 Piece		Cabinet in 1 Piece		
4 Pedestal Workwall												
	Single Height	71043	3,445	Wood	71043/HW	4,245	Wood	71043/SW	4,330	Wood	71043/FW	4,395
	W 74 ¹ / ₂ " D 15" H 44"			Glass	71043/HG	4,620	Glass	71043/SG	4,720	Glass	71043/FG	4,800
	Double Height	71044	4,175	Wood	71044/HW	5,105	Wood	71044/SW	5,200	Wood	71044/FW	5,285
	W 74 ¹ / ₂ " D 15" H 56 ¹ / ₄ "			Glass	71044/HG	5,565	Glass	71044/SG	5,655	Glass	71044/FG	5,750
		Cabinet in 2 Pieces		Cabinet in 2 Pieces		Cabinet in 2 Pieces		Cabinet in 2 Pieces		Cabinet in 2 Pieces		
5 Pedestal Workwall												
	Single Height	71045	4,265	Wood	71045/HW	5,265	Wood	71045/SW	5,365	Wood	71045/FW	5,460
	W 93 ³ / ₈ " D 15" H 44"			Glass	71045/HG	5,760	Glass	71045/SG	5,865	Glass	71045/FG	5,955
	Double Height	71046	5,205	Wood	71046/HW	6,365	Wood	71046/SW	6,490	Wood	71046/FW	6,590
	W 93 ³ / ₈ " D 16" H 56 ¹ / ₄ "			Glass	71046/HG	6,945	Glass	71046/SG	7,085	Glass	71046/FG	7,180
		Cabinet in 3 Pieces		Cabinet in 3 Pieces		Cabinet in 3 Pieces		Cabinet in 3 Pieces		Cabinet in 3 Pieces		
6 Pedestal Workwall												
	Single Height	71047	5,110	Wood	71047/HW	6,310	Wood	71047/SW	6,440	Wood	71047/FW	6,485
	W 111 ³ / ₄ " D 15" H 44"			Glass	71047/HG	6,910	Glass	71047/SG	7,015	Glass	71047/FG	7,140
	Double Height	71048	6,270	Wood	71048/HW	7,655	Wood	71048/SW	7,795	Wood	71048/FW	6,440
	W 111 ³ / ₄ " D 15" H 56 ¹ / ₄ "			Glass	71048/HG	8,350	Glass	71048/SG	8,485	Glass	71048/FG	8,635
		Cabinet in 3 Pieces		Cabinet in 3 Pieces		Cabinet in 3 Pieces		Cabinet in 3 Pieces		Cabinet in 3 Pieces		

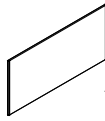
OPTIONS FOR WORKWALLS WITH GABLES

Product Matrix

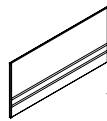
Project Bin



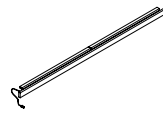
Tack Panel (Standard Fabric)



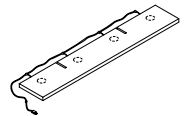
Tack Panel with Accessory Rail (Standard Fabric)



Fluorescent Lighting



Halogen Lighting

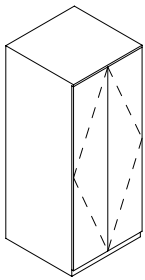


Model Number	List Price	Model Number	List Price	Model Number	List Price	Model Number	List Price	Model Number	List Price
71071	490	71061	770	71065	1,105	71075	510	71081	1,235
71071	490	71061	770	71065	1,105	71075	510	71081	1,235
		2 yards of fabric required		2 yards of fabric required		1 – 34" Fixture @24 watts		3 – Fixtures @ 10 watts ea	
71072	630	71062	1,010	71066	1,460	71076	825	71082	1,310
71072	630	71062	1,010	71066	1,460	71076	825	71082	1,310
		2 1/2 yards of fabric required		2 1/2 yards of fabric required		2 – 34" Fixtures @24 watts ea		4 – Fixtures @ 10 watts ea	
71073	790	71063	1,275	71067	1,820	71077	1,075	71083	1,310
71073	790	71063	1,275	71067	1,820	71077	1,075	71083	1,310
		3 yards of fabric required		3 yards of fabric required		3 – 22" Fixtures @ 22 watts ea		4 – Fixtures @ 10 watts ea	
71074	935	71064	1,500	71068	2,175	71078	1,170	71084	1,375
71074	935	71064	1,500	71068	2,175	71078	1,170	71084	1,375
		3 1/2 yards of fabric required		3 1/2 yards of fabric required		3 – 34" Fixtures @ 24 watts ea		5 – Fixtures @ 10 watts ea	

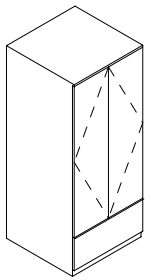
STORAGE CLOSETS

With Doors and Drawers – 73” High

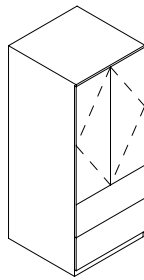
	Model Number	W” x	D” x	H”	List Price	Product Description
30” Wide Storage Closet	70501	30	26%	73	6,860	<p>Standard height (73”) storage closets are available in 2 depths as well as 2 widths.</p> <p>Configurations include up to 2 file drawers. Filing options for drawer widths can be found on page 26.</p> <p>Upper storage area includes universally adjustable shelves and a binder stop. If desired the shelves can be rotated while in the cabinet for full depth storage.</p> <p>Cabinet surfaces are standard in painted finishes found on page 8.</p> <p>Storage cabinets can be height-adjusted from the interior of the cabinet.</p> <p>LOCKS Storage closets with drawers are standard with face locks that are located on the top right hand corner of the top drawer front.</p> <p>Full doors or upper doors above file drawers are NOT standard with locks. If locks are required on doors they are installed above the door pull opposite to the hinge. Double-door openings are locked together with a single lock on the right hand door.</p> <p>Add \$100.00 list per lock.</p> <p>DRAWER PULLS Select drawer pull and code from page 9.</p>
	70502	30	29%	73	6,970	
	70503	30	26%	73	7,690	
	70504	30	29%	73	7,830	
	70505	30	26%	73	8,535	
	70506	30	29%	73	8,705	
	70507	30	26%	73	7,500	
	70508	30	29%	73	7,610	



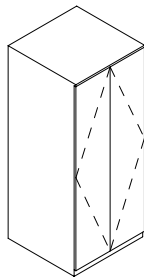
Model # 70501
4 Adjustable Shelves



Model # 70503
3 Adjustable Shelves

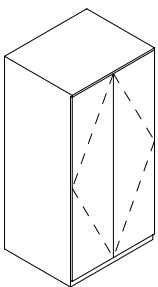


Model # 70505
2 Adjustable Shelves

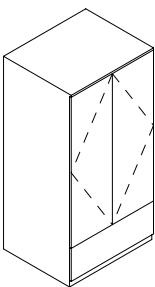


Model # 70507
4 Adjustable Shelves with Centre Gable and Wardrobe

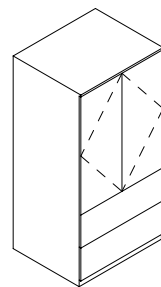
36” Wide Storage Closet	70521	36	26%	73	7,370
	70522	36	29%	73	7,530
	70523	36	26%	73	8,310
	70524	36	29%	73	8,445
	70525	36	26%	73	9,220
	70526	36	29%	73	9,390
	70527	36	26%	73	8,070
	70528	36	29%	73	8,230



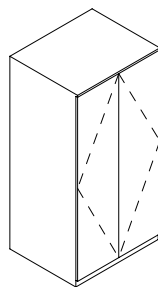
Model # 70521
4 Adjustable Shelves



Model # 70523
3 Adjustable Shelves



Model # 70525
2 Adjustable Shelves

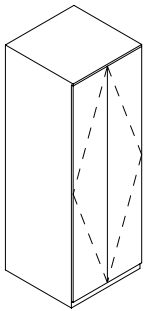


Model # 70527
4 Adjustable Shelves with Centre Gable and Wardrobe

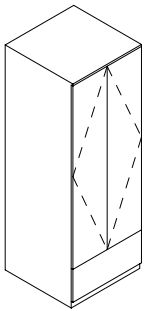
STORAGE CLOSETS

With Doors and Drawers – 85¼” High

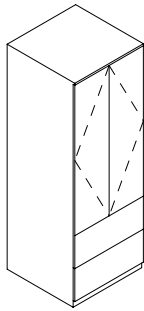
	Model Number	W” x	D” x	H”	List Price	Product Description
30” Wide Storage Closet	70531	30	26¾	85¼	7,530	<p>Tall (85¼”) storage closets are available in 2 depths as well as 2 widths.</p> <p>Configurations include up to 2 file drawers. Filing options for drawer widths can be found on page 26.</p> <p>Upper storage area includes universally adjustable shelves and a binder stop. If desired, the shelves can be rotated while in the cabinet for full depth storage.</p> <p>Cabinet surfaces are standard in painted finishes found on page 8.</p> <p>Storage cabinets can be height-adjusted from the interior of the cabinet.</p> <p>LOCKS Storage closets with drawers are standard with face locks that are located on the top right hand corner of the top drawer front.</p> <p>Full doors or upper doors above file drawers are NOT standard with locks. If locks are required on doors they are installed above the door pull opposite to the hinge. Double-door openings are locked together with a single lock on the right hand door.</p> <p>Add \$100.00 list per lock.</p> <p>DRAWER PULLS Select drawer pull and code from page 9.</p>
	70532	30	29¾	85¼	7,655	
	70533	30	26¾	85¼	8,455	
	70534	30	29¾	85¼	8,625	
	70535	30	26¾	85¼	9,390	
	70536	30	29¾	85¼	9,585	
	70537	30	26¾	85¼	8,160	
	70538	30	29¾	85¼	8,315	



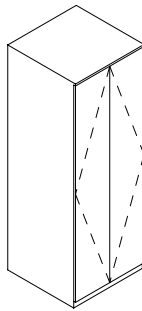
Model # 70531
5 Adjustable Shelves



Model # 70533
4 Adjustable Shelves

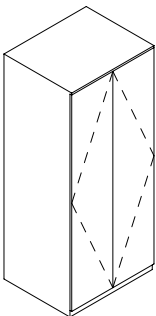


Model # 70535
3 Adjustable Shelves

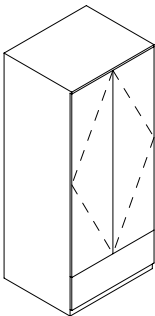


Model # 70537
5 Adjustable Shelves with Centre Gable and Wardrobe

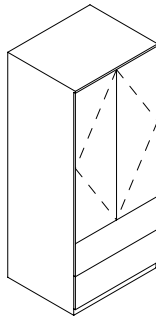
36” Wide Storage Closet	70541	36	26¾	85¼	8,125
	70542	36	29¾	85¼	8,270
	70543	36	26¾	85¼	9,135
	70544	36	29¾	85¼	9,310
	70545	36	26¾	85¼	10,140
	70546	36	29¾	85¼	10,345
	70547	36	26¾	85¼	8,815
	70548	36	29¾	85¼	8,985



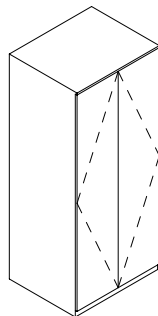
Model # 70541
5 Adjustable Shelves



Model # 70543
4 Adjustable Shelves



Model # 70545
3 Adjustable Shelves

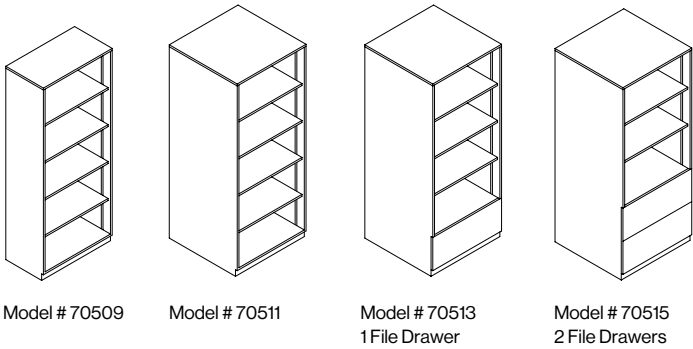


Model # 70547
5 Adjustable Shelves with Centre Gable and Wardrobe

STORAGE CLOSETS

Open With Drawers – 73” High

	Model Number	W" x	D" x	H"	List Price
30" Wide Storage Closet	70509	30	16	73	5,245
	70511	30	29%	73	5,930
	70512	30	26%	73	6,080
	70513	30	29%	73	6,995
	70514	30	26%	73	7,155
	70515	30	29%	73	8,075
	70516	30	26%	73	8,255



Model # 70509 Model # 70511 Model # 70513
1 File Drawer Model # 70515
2 File Drawers

Standard height (73") storage closets are available in 2 depths as well as 2 widths.

Configurations include up to 2 file drawers. Filing options for drawer widths can be found on page 26.

Upper storage area includes universally adjustable shelves and a binder stop. If desired the shelves can be rotated while in the cabinet for full depth storage.

Cabinet surfaces are standard in painted finishes found on page 8.

Storage cabinets can be height-adjusted from the interior of the cabinet.

LOCKS

Storage closets with drawers are standard with face locks that are located on the top right hand corner of the top drawer front.

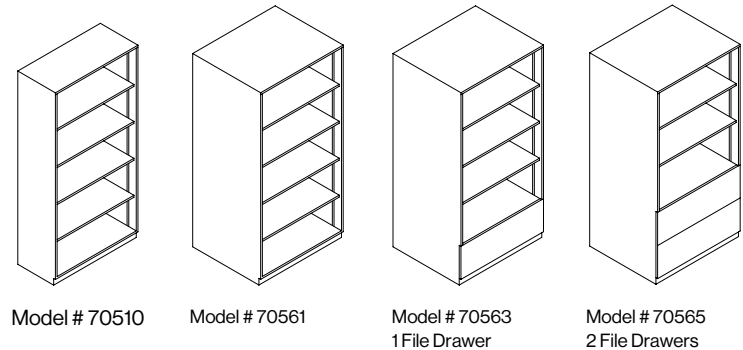
Full doors or upper doors above file drawers are NOT standard with locks. If locks are required on doors they are installed above the door pull opposite to the hinge. Double door openings are locked together with a single lock on the right hand door.

Add \$100.00 list per lock.

DRAWER PULLS

Select drawer pull and code from page 9.

	Model Number	W" x	D" x	H"	List Price
36" Wide Storage Closet	70510	36	16	73	5,705
	70561	36	29%	73	6,465
	70562	36	26%	73	6,590
	70563	36	29%	73	7,600
	70564	36	26%	73	7,750
	70565	36	29%	73	8,725
	70566	36	26%	73	8,885

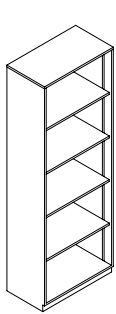


Model # 70510 Model # 70561 Model # 70563
1 File Drawer Model # 70565
2 File Drawers

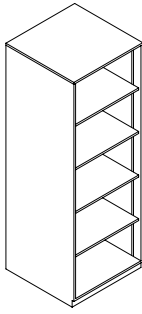
STORAGE CLOSETS

Open With Drawers – 85¼” High

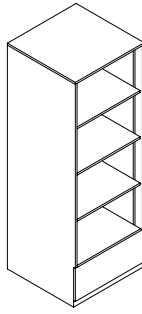
	Model Number	W” x	D” x	H”	List Price	Product Description
30” Wide Storage Closet	70529	30	16	85¼	5,820	<p>Tall (85¼”) storage closets are available in 2 depths as well as 2 widths.</p> <p>Configurations include up to 2 file drawers. Filing options for drawer widths can be found on page 26.</p> <p>Upper storage area includes universally adjustable shelves and a binder stop. If desired, the shelves can be rotated while in the cabinet for full depth storage.</p> <p>Cabinet surfaces are standard in paint finishes found on page 8.</p> <p>Storage cabinets can be height-adjusted from the interior of the cabinet.</p> <p>LOCKS Storage closets with drawers are standard with face locks that are located on the top right hand corner of the top drawer front.</p> <p>Full doors or upper doors above file drawers are NOT standard with locks. If locks are required on doors they are installed above the door pull opposite to the hinge. Double door openings are locked together with a single lock on the right hand door.</p> <p>Add \$100.00 list per lock.</p> <p>DRAWER PULLS Select drawer pull and code from page 9.</p>
	70621	30	29⅝	85¼	6,590	
	70622	30	26⅝	85¼	6,745	
	70623	30	29⅝	85¼	7,755	
	70624	30	26⅝	85¼	7,920	
	70625	30	29⅝	85¼	8,885	
	70626	30	26⅝	85¼	9,075	



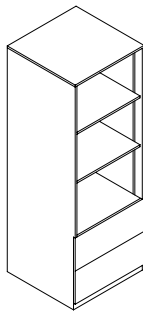
Model # 70529



Model # 70621



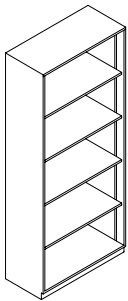
Model # 70623
1 File Drawer



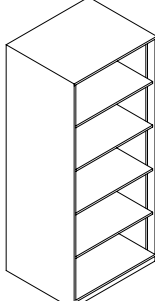
Model # 70625
2 File Drawers

36” Wide Storage Closet

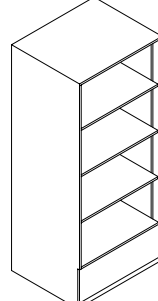
70530	36	16	85¼	6,280
70651	36	29⅝	85¼	7,115
70652	36	26⅝	85¼	9,155
70653	36	29⅝	85¼	8,350
70654	36	26⅝	85¼	8,535
70655	36	29⅝	85¼	9,595
70656	36	26⅝	85¼	9,790



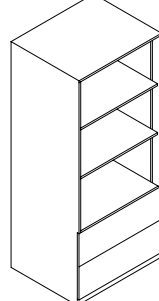
Model # 70530



Model # 70651



Model # 70653
1 File Drawer



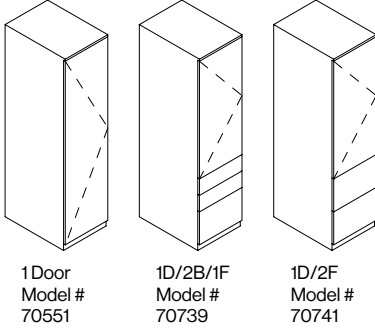
Model # 70655
2 File Drawers



Height Adjustable Plaster Strip

PERSONAL CLOSETS

18 3/8" Wide Personal Closet



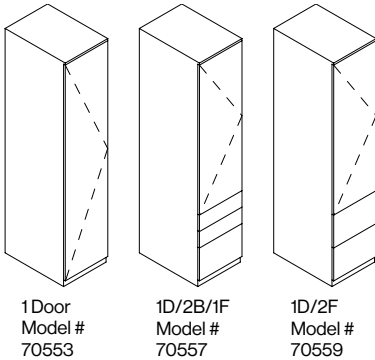
Model Number	W" x	D" x	H"	List Price
1 Door				
70551	18 3/8"	26 3/8"	73"	4,130
70552	18 3/8"	29 3/8"	73"	4,200
1 Door / 2 Box / 1 File				
70739	18 3/8"	26 3/8"	73"	5,530
70740	18 3/8"	29 3/8"	73"	5,595
1 Door / 2 File				
70741	18 3/8"	26 3/8"	73"	5,305
70742	18 3/8"	29 3/8"	73"	5,385

Personal closets are available in 2 heights as well as 2 depths

Personal closets are standard with universal adjustments for positioning a variety of interior options found on page 59. Interiors can be configured and changed as required. Options include shelves, coat storage, personal drawers and security safe.

Cabinet surfaces are standard in painted finishes found on page 8.

Storage cabinets can be height adjusted from the interior of the cabinet.

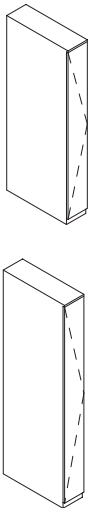


1 Door				
70553	18 3/8"	26 3/8"	85 1/4"	4,515
70554	18 3/8"	29 3/8"	85 1/4"	4,605
1 Door / 2 Box / 1 File				
70557	18 3/8"	26 3/8"	85 1/4"	5,925
70558	18 3/8"	29 3/8"	85 1/4"	6,015
1 Door / 2 Box / 1 File				
70559	18 3/8"	26 3/8"	85 1/4"	5,715
70560	18 3/8"	29 3/8"	85 1/4"	5,800

Locks
Door locks can be specified and are located above the door handle opposite the hinge location. Add \$100 list per lock

DRAWER PULLS
Select drawer pull and code from page 9.

10" Wide Wardrobe



70555	10"	24"	73"	3,305
1 Door / 2 Box / 1 File				
70556	10"	24"	85 1/4"	3,610

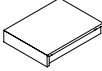
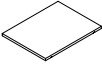
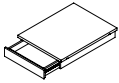
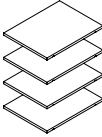
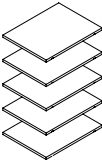


Wardrobe closets are narrow cabinets that offer a modest coat/jacket storage area.

Interior width is 8 1/2", depth is 22 3/4".

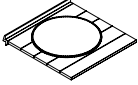
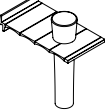
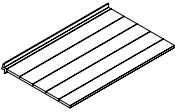
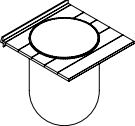
A single coat bar and shelf are centered near the top of the closet interior.

Wardrobes can be installed flush to the front of additional closet storage or set back to create a painted reveal between them.

INTERIOR OPTIONS FOR PERSONAL CLOSETS

	Model Number	W" x	D" x	H"	List Price	Product Description
Hat Shelf with Coat Storage 	70571 For Shallow closet	17	23 7/8	3 3/4	355	Personal closets on page 58 are standard with universal adjustments for positioning a variety of interior options. Use this page to create personal closet interiors. Interiors can be configured as required and changed. Options include shelves, coat storage and personal drawers, all of which are painted to match the cabinetry. Each accessory insert comes with 4 adjustable shelf clips for installation. Closet interiors are painted to match the exterior of the closet selected.
	70572 For Deep Closet	17	27 1/8	3 3/4	360	
Single Shelf 	70573 For Shallow Closet	17	23 7/8	3/4	170	Interiors can be configured as required and changed. Options include shelves, coat storage and personal drawers, all of which are painted to match the cabinetry. Each accessory insert comes with 4 adjustable shelf clips for installation. Closet interiors are painted to match the exterior of the closet selected.
	70574 For Deep Closet	17	27 1/8	3/4	175	
Single Shelf with Drawer 	70575 For Shallow Closet	17	23 7/8	3 3/4	1,205	Each accessory insert comes with 4 adjustable shelf clips for installation. Closet interiors are painted to match the exterior of the closet selected.
	70576 For Deep Closet	17	27 1/8	3 3/4	1,235	
Four Shelf Set 	70577 For Shallow Closet	17	23 7/8	3/4	605	} For 73" High Personal Closet
	70578 For Deep Closet	17	27 1/8	3/4	610	
Five Shelf Set 	70579 For Shallow Closet	17	23 7/8	3/4	745	} For 85 1/4" High Personal Closet
	70580 For Deep Closet	17	27 1/8	3/4	755	
Security Safe 	Outside Dimensions					Security safe with shelf. • Simple 4-digit PIN code operation • Anti-tamper, auto re-lock function Audible confirmation tone for code entry
	70581 Includes Shelf	17	16 1/4	7 7/8	3,265	
	Inside Dimensions					
		16 7/8	12	7 3/4		
Mirror 	70582	8 Dia			170	A small closet mirror is available for mounting on the inside of closet doors. It ships with adhesive velcro applied to the back that allows the user to install at the height and position required. Polished edges.

ACCESSORIES FOR ACCESSORY RAIL

	Finish	Model Number	W" x	D" x	H"	List Price	Product Description
Paper Clip Holder 	Silver	70491/S	5	5	½	100	This range of accessories can personalize the workspace by sliding into the 6" aluminum accessory rail and placing where required. (See overhead storage units on pages 48-53, tack panels with accessory rail). Silver anodized finish is standard for accessories; champagne or light bronze finishes are also available.
	Champagne	70491/C					
	Light Bronze	70491/L					
Vase 	Silver	70492/S	2½	5	5	155	
	Champagne	70492/C					
	Light Bronze	70492/L					
Photo Holder 	Silver	70493/S	8	5	⅛	100	
	Champagne	70493/C					
	Light Bronze	70493/L					
Pencil Cup 	Silver	70498/S	5	5	¾	190	
	Champagne	70498/C					
	Light Bronze	70498/L					

ACCESSORIES FOR ACCESSORY RAIL



Paper Clip Holder Accessory Model # 70491



Vase Accessory Model # 70492




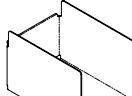
Photo Holder Accessory Model # 70493

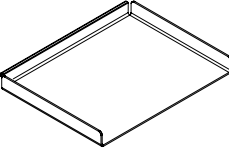


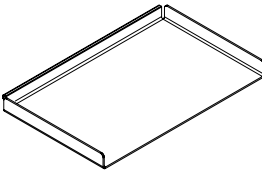
Pencil Cup Accessory Model # 70498

ACCESSORIES FOR ACCESSORY RAIL


	Finish	Model Number	W" x	D" x	H"	List Price	Product Description
Pencil Ledge 	Silver	70499/S	15½	2¾	¼	105	This range of accessories can personalize the workspace by sliding into the accessory rail and placing where required. Silver anodized finish is standard for accessories, champagne or light bronze finishes are also available.
	Champagne	70499/C					
	Light Bronze	70499/L					

Vertical Binder Storage 	Silver	70500/S	6	8½	6	300
	Champagne	70500/C				
	Light Bronze	70500/L				

Letter Tray 	Silver	70494/S	12½	9½	1¼	260
	Champagne	70494/C				
	Light Bronze	70494/L				

Legal Tray 	Silver	70495/S	15½	9½	1¼	285
	Champagne	70495/C				
	Light Bronze	70495/L				


ACCESSORIES FOR ACCESSORY RAIL



Pencil Ledge Accessory Model # 70499



Vertical Binder Storage Accessory Model # 70500



Letter Tray Accessory Model # 70494

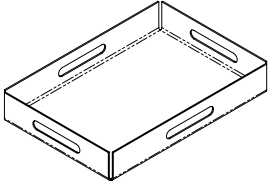


Legal Tray Accessory Model # 70495

ACCESSORIES FOR VOX® OFFICE™

Finish	Model Number	W" x	D" x	H"	List Price	Product Description
--------	--------------	------	------	----	------------	---------------------

Project Bin Storage



Silver	70496/S	16	11	2½	440
Champagne	70496/C				
Light Bronze	70496/L				

Project bins provide paper storage that can then be placed overhead in the project bin storage area or simply positioned on the work surface.

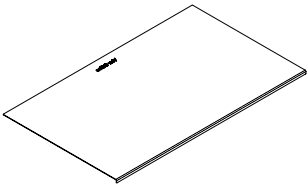
Project bins include protective buttons on the bottom. Available in three standard anodized finishes.



Aluminum Project Bin Model # 70496

Model Number	Leather Colour	W" x	D" x	H"	List Price	Product Description
--------------	----------------	------	------	----	------------	---------------------

Vox Desk Pad



70477	Black Night (Verde)	30	18	½	815
-------	---------------------	----	----	---	-----

The Vox desk pad is a multi-purpose accessories that can be used as a movable writing surfaces, a bridge between two worksurfaces creating a diagonal surface between them for writing or keyboarding, or as an extension to increase the worksurface depth by 3" where the user is working, with spacer, included. Made of steel, leather wrapped.

Available in any colour from Verde leather.

Vox desk pads can be personalized with embossed corporate logos or names of individuals. Logo on leather pad can be embossed with no color, silver or gold.


Embossed logo \$380 list per die; embossing charge \$5.00 list per piece. For dies in house, \$150 list for set up charge plus embossing charge per piece.

ACCESSORIES FOR VOX® OFFICE™


Desk Pad



Positioned in the corner the Vox Desk Pad doubles as a removable computer corner/ keyboard support.



With the magnetic extension the Vox Desk pad can increase work surface depth by 3", where the user needs it.


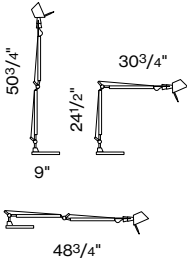

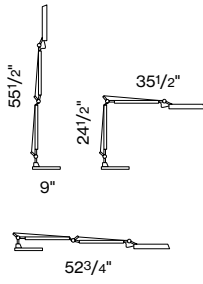

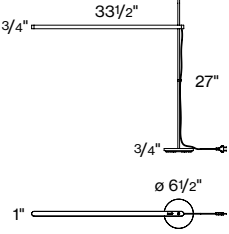


As a simple writing surface the small 90 degree bend on the front of the pad keeps the pad justified to the front of the top. A soft felt bottom allows repositioning.







Custom embossed Corporate logos are available. Please contact Customer Service.

TASK LIGHTING

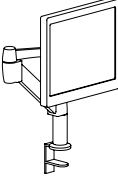
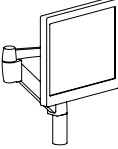
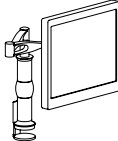
	Model Number	List Price	Product Description
<p>Tolomeo Design: De Lucchi & Fassina</p>			
	70611	1,100	Finished in polished and anodized aluminum. Light Sources: Incandescent A 60 - E 27 100W Halogen capsule QT 12 - GY 6.35 50W/12V
	70612	1,735	Compact fluorescent PL-C-13W/USA 2 Pin
	70613	1,285	BULBS NOT INCLUDED
<p>Tolomeo with flush grommet Model 70620 Shown</p>			
			
<p>Tolomeo video body Design: De Lucchi & Fassina</p>			
	70615	1,255	Finished in polished and anodized aluminum. Light Sources: Compact Fluorescent TC-S_G23 11W
			BULBS NOT INCLUDED
			
<p>Talak Design: Neil Poulton</p>			
	70616	1,810	Finished in matte white powder coat. Stem finished in polished chrome steel. Light Sources: 13W (AXIAL/T2) supplied with fixture
			Adjustable up and down, rotates 360°
			

TASK LIGHTING – BASE OPTIONS


Task lighting can be integrated in Vox®Office™ layouts by a variety of methods. The following mounts can be specified in addition to lamp selections previously made.

	Model Number	W" x	D" x	H"	List Price	Product Description
<p>Tolomeo Table Base</p> 	A004030	9" Dia.		2¼"	550	<p>The most flexible method of providing task lighting. The lamp can be freely moved to wherever needed.</p> <ul style="list-style-type: none"> • Polished aluminum • 9" in diameter • Used on Tolomeo and Tolomeo video
<p>Tolomeo Clamp Mount</p> 	A004100	2½"	4"	4"	185	<p>Can be specified for worktops without pencil stops attached.</p> <ul style="list-style-type: none"> • Polished aluminum • Used on Tolomeo and Tolomeo video
<p>Tolomeo Fixed Mount</p> 	A004200	2½"	4"	4"	160	<p>Fixed mount that requires a hole (provided) in the work surface.</p> <ul style="list-style-type: none"> • Polished aluminum • Used on Tolomeo and Tolomeo video
<p>Tolomeo Flush Grommet Mount</p> 	70620	1¼"	4"	1⅛"	285	<p>Flush grommet that requires a hole (provided) in the work surface.</p> <ul style="list-style-type: none"> • Polished aluminum. • Lamp cord is spliced for installation; • cord is completely hidden

MONITOR SUPPORTS

	Model Number	D" x	H" x	Angle	List Price	Product Description
	70605 Clamp Mounting	4"-22"	0"-14"	359°	1,730	Accommodating to Vesa 75mm and 100mm mounting patterns. Adjustable with out the use of tools. Pneumatic counterbalance for monitors 7lbs. to 22lbs. Available in a clamp mount and a bolt through mount. Platinum finish.
	70604 Bolt Through Mounting	4"-22"	0"-14"	359°	1,530	
	70645 Clamp or Bolt Mounting	4"-18"	13"-17"	360°	835	Accommodating to Vesa 75mm and 100mm mounting patterns. Adjustable with out the use of tools. Comes standard with clamp mount and a bolt through mount. Silver finish.

MONITOR SUPPORTS

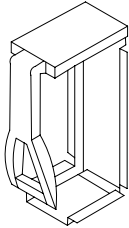
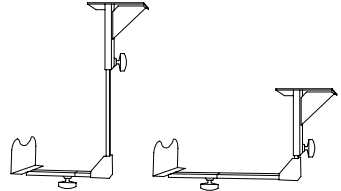
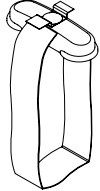
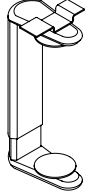


Clamp mount model # 70605



Clamp Mount model # 70645

CPU HOLDERS

	Model Number	W" x	D" x	H"	List Price	Product Description
<p>CPU Holder</p> 	70631	10"	7"	17"	460	<p>Accommodating CPU vertically this unit is fully adjustable and swivels 360 degrees.</p> <p>It adjusts to fit CPU from 3" to 9" wide by 15" to 24" high. CPU must be positioned vertically.</p> <p>Black Finish</p>
<p>CPU Holder</p>  <p>Vertical Horizontal</p>	70632	10"	10"		170	<p>CPU can be accommodated both horizontally or vertically with this unit.</p> <p>Adjusts to fit horizontal CPU from: 14" - 18" wide by 7" - 11" high</p> <p>Adjusts to fit vertical CPU from: 5" - 9" wide by 15" - 19" high.</p> <p>Black finish</p>
<p>Loop CUP Holder</p> 	70636	12"	4"	3"	570	<p>The Loop supports the CPU with webbing, which is tightened by a ratchet mechanism.</p> <p>Adjust to fit CPU from 3¾" x 8¼" wide by 11½" x 19½" high</p> <p>Black finish</p>
<p>Jaw CPU Holder</p> 	70637	8"	4"	15" - 23"	815	<p>The Jaw allows the CPU to float below the desk. Constructed from die cast and extruded aluminum.</p> <p>Adjust to fit CPU from 3¾" x 9¼" wide by 11½" x 20" high</p> <p>Silver finish</p>

CPU HOLDERS



Model # 70631



Model # 70632

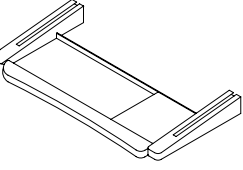
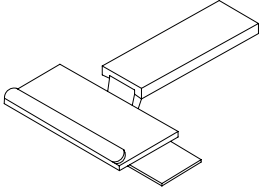
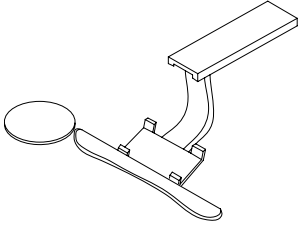
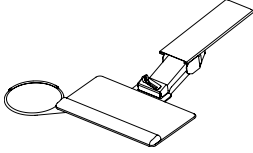


Model # 70636



Model # 70637

KEYBOARD SUPPORTS

	Model Number	W" x	D" x	H"	List Price	Product Description
<p>Keyboard Drawer</p> 	70641	30"	20"	4"	700	This keyboard drawer integrates areas for both keyboard and mouse pad. A gel pad provides a soft comfortable wrist rest area. The keyboard platform offers three typing positions for maximum comfort. Fully concealed full-extension slides. Built in cable management.
<p>Keyboard Support</p> 	70642	21"	18"	8 ¹ / ₂ "	925	This keyboard support has a spring-assisted height adjustment mechanism with a lever lock. 25-degree tilt adjustment, 360 degree swivel. Actual keyboard tray 8 ¹ / ₄ " deep x 19 ³ / ₄ " long; mouse pad is universal left or right positioning. Full-length urethane wrist rest.
<p>Keyboard Support</p> 	70643				1,365	This keyboard support is actually a clamp device that holds the keyboard in place. It includes a gel palm rest and adjustable mouse pad that can be moved left or right. The spring-assisted arm makes knobs and handles unnecessary for adjustment. Keyboard tilt is +10/-20 degrees. Adjustment is from 6 ¹ / ₂ " above the worktop to 6" below.
<p>Keyboard Support</p> 	70644	19"	21"	6"	555	This keyboard support has a spring-assisted height adjustment ranging from 1 ¹ / ₄ " above work surface to 5" below. Platform tilt 0 degree to -15 degree. Actual keyboard tray 10 ¹ / ₂ " deep x 19" long with a full-length urethane wrist rest. Mouse pad is universal left or right positioning.

KEYBOARD SUPPORTS



Model # 70641



Model # 70642



Model # 70643



Model # 70644

STORAGE ACCESSORIES – UNDER WORK SURFACE

Model Number	W" x	D" x	H"	List Price	Product Description
--------------	------	------	----	------------	---------------------

Large pencil drawer

70296	23"	18"	3"	190
-------	-----	-----	----	-----



Large pencil drawer made of black plastic with side-mount slides. Can be positioned under any work surface.

TERMS AND CONDITIONS OF SALE

PRICES

All prices are list prices, freight included, blanket-wrapped, dock delivered, from the manufacturing source to any location in the contiguous United States.

Brokerage is paid by Nienkämper for product shipped to the United States.

Due to existing conditions in regard to cost of labor and materials, we reserve the right to change prices without notice.

TERMS

Net 30 days from date of invoice to accredited buyers. Two per cent (2%) interest charged monthly on overdue accounts. Deposit of 50% is required with order. Terms will be established upon credit evaluation. Due to delays in processing references, first orders may be treated as C.B.D. orders.

ORDER CONFIRMATION

Orders are accepted upon issuance of our order confirmation and are subject to the terms set forth therein; notwithstanding any variance from the terms of the buyer's order form.

Nienkämper is not liable for any delay or failure to deliver caused by labor or transportation difficulties, accidents, acts of God, failure of sources of supply, or other causes beyond our control, and changes will affect the delivery date.

CHANGE OF ORDERS OR CANCELLATIONS

Changes or cancellations are subject to our ability to conform. A charge will be levied against canceled or changed orders based on costs already incurred by Nienkämper. All changes must be in writing and submitted on a revised purchase order. Changes will affect the delivery date.

STORAGE

If goods cannot be accepted when ready, we may transfer them to storage (which is to be deemed as delivery for invoice purposes). The customer accepts risks and will be charged at prevailing rates.

FREIGHT

Prices include freight charges, blanket-wrapped, dock delivered, from the manufacturing source to any location in the contiguous United States. Packing and/or crating are available, if required, upcharges apply.

CLAIMS

All furniture is given to the carrier and signed for in good condition. It is the responsibility of the receiver to sign for the goods in the presence of the carrier and note the condition in which they are received. Freight claims should be filed with the carrier.

WARRANTY

There are no express or implied warranties, conditions and obligations of the manufacturer, whether statutory or otherwise that extend beyond the description on the face hereof. Our furniture is made to the highest standard and is warranted free from defects of material and workmanship for five years from the date of delivery. During the warranty period we will repair or replace such merchandise as shall prove to be defective, during normal usage in accordance with manufacturer's specifications. The manufacturer shall not be liable for defect wholly attributable to normal manufacturing process. Replacement or repair of the Product shall be the sole remedy of the Customer, and the manufacturer shall not be liable for any direct, indirect, incidental, or consequential loss or damage suffered by the Customer by reason of any defect in workmanship or manufacture of the Product or inability to use the Product. Moreover, this warranty does not cover accidental damage, abuse, alteration, ordinary wear and tear of Goods, negligence and misuse nor variations over which we have no control such as heat or humidity or damage to which the Goods are connected that is not attributable to the failure of the goods themselves. This warranty is null and void when the product is installed with hardware other than that supplied and/or when installed differently than recommended in the installation guide. Modification to the product or hardware may result in failure of the product and cause damage and/or injury.

WOOD FINISHES

Nienkämper offers a wide variety of standard light finishes on cherry, mahogany and figured anigre wood veneers, and a clear natural finish on figured anigre, figured sycamore, maple, bird's eye maple and curly maple.

Light finishes do not mask the grain and other characteristics of each wood species. It is important to understand that pieces of the same type of wood will not look identical when a light finish is used. The appearance of the finish will also depend on the natural color of the veneer. Cherry darkens over time as the wood ages. Pin knots and gum pockets are inherent traits.

Wood is a naturally variable raw material; its variances are not within the furniture manufacturer's control and are therefore not considered defects under this warranty.

