




# OFFICE SEATING

Nabu™ Chair – striped mesh back Designer – BangDesign

											— CDN Only —													
Model Number	Seat H"	Arm H"	W"	D"	H"	Fabric Yds.	Leather Sq.Ft.	COM	COL	Neather	Verde	Grano	Cremoso	KnollTextiles										
														1	2	3	4							
<b>NABU™ CHAIR WITH CANTILEVER ARMS</b>																								
	10601	17½-21	25½-29	23½	25½	35-38½	¾	9	upholstered seat with striped mesh back						1,105	1,145	1,155	1,285	1,330	1,380	1,205	1,305	1,410	1,515
											mesh seat with striped mesh back						1,100							
<b>NABU™ CHAIR WITH ADJUSTABLE ARMS</b>																								
	10609	17½-21	24½-28	24½	25½	35-38½	¾	9	upholstered seat with striped mesh back						1,130	1,175	1,190	1,305	1,365	1,405	1,230	1,330	1,435	1,540
											mesh seat with striped mesh back						1,130							
<b>NABU™ CHAIR ARMLESS</b>																								
	10603	17½-21		20	25½	35-38½	¾	9	upholstered seat with striped mesh back						1,020	1,050	1,075	1,210	1,245	1,295	1,125	1,220	1,330	1,430
											mesh seat with striped mesh back						1,020							

**Nabu™ Chairs (striped mesh back) are available as CAL 133 certified for an upcharge of \$125 list per chair. Certification applies to Nienkämper leathers and fabrics that have a minimum of 50% natural fibre content. COM's and COL's are subject to approval. Add the extension "-CAL" to the model number when ordering.**

**NOTE:**

• Teller Stool (height: 43" - 53") add "T" at the end of model # with an upcharge of \$200 list per chair.

**Standard features:**

- Seat available in 29 solid mesh colors. Back available in 34 contrasting mesh stripe. Back mesh has a horizontal stripe pattern as standard created by the strong elastomer fiber woven in the mesh.
- Cushions are molded foam with 25% soy foam content
- Spring loaded pivot action provides a rocking motion 6 degrees back and 3 degrees forward.
- Knee tilt action with tension control and 4 position back lock available for an upcharge of \$80 list
- Swivel base is black as standard; add \$65.00 list for polished aluminum with chrome casters
- Tubular steel leg or sled base is standard silver powder coat
- Back frame and arms are black as standard.
- Models 10605 through 10608 are stachable - 6 high on floor and 10 high on dolly. Footprint 23" wide x 32" deep.
- Dolly priced separately.

**Model # 10601**



**Model # 10609**



**Model # 10603**









**Model # 10602T**



# OFFICE SEATING

Nabu™ Chair – fully upholstered back Designer – BangDesign

											— CDN Only —							
											KnollTextiles							
Model Number	Seat H"	Arm H"	W"	D"	H"	Fabric Yds.	Leather Sq. Ft.	COM	COL	Neather	Verde	Grano	Cremoso	1	2	3	4	
<b>NABU™ CHAIR WITH CANTILEVER ARMS</b>																		
											fully upholstered seat and back							
	10611	17½-21	25½-29	23½	25½	35-38½	1½	24	1,345	1,400	1,410	1,535	1,585	1,625	1,545	1,740	1,955	2,165
											mesh seat with fully upholstered back							
	10612	17½-21	25½-29	23½	25½	35-38½	¾	9	1,380	1,415	1,390	1,505	1,535	1,560	1,485	1,575	1,690	1,785
<b>NABU™ CHAIR WITH ADJUSTABLE ARMS</b>																		
											fully upholstered seat and back							
	10619	17½-21	24½-28	24½	25½	35-38½	1½	24	1,385	1,420	1,430	1,560	1,610	1,650	1,585	1,775	1,995	2,205
											mesh seat with fully upholstered back							
	10620	17½-21	24½-28	24½	25½	35-38½	¾	9	1,405	1,450	1,415	1,535	1,565	1,600	1,510	1,605	1,715	1,820
<b>NABU™ CHAIR ARMLESS</b>																		
											fully upholstered seat and back							
	10613	17½-21		20	25½	35-38½	1½	24	1,275	1,305	1,330	1,460	1,505	1,550	1,470	1,665	1,880	2,090
											mesh seat with fully upholstered back							
	10614	17½-21		20	25½	35-38½	¾	9	1,295	1,330	1,305	1,430	1,460	1,500	1,395	1,495	1,600	1,705

**Nabu™ Chairs (fully upholstered back) are available as CAL 133 certified for an upcharge of \$125 list per chair. Certification applies to Nienkämper leathers and fabrics that have a minimum of 50% natural fibre content. COM's and COL's are subject to approval. Add the extension "-CAL" to the model number when ordering.**

**NOTE:**

- Teller Stool (height: 43" - 53") add "T" at the end of model # with an upcharge of \$200 list per chair.

**Standard features:**




- Seat available in 29 solid mesh colors. Back available in 34 contrasting mesh stripe. Back mesh has a horizontal stripe pattern as standard created by the strong elastomer fiber woven in the mesh.
- Cushions are molded foam with 25% soy foam content
- Spring loaded pivot action provides a rocking motion 6 degrees back and 3 degrees forward.
- Knee tilt action with tension control and 4 position back lock available for an upcharge of \$80 list
- Swivel base is black as standard; add \$65.00 list for polished aluminum with chrome casters
- Tubular steel leg or sled base is standard silver powder coat
- Back frame and arms are black as standard.
- Models 10605 through 10608 are stachable - 6 high on floor and 10 high on dolly. Footprint 23" wide x 32" deep.
- Dolly priced separately.

**Model # 10611**



# OFFICE SEATING

Nabu™ Chair – fully upholstered mesh back Designer – BangDesign

Model Number	Seat H"	Arm H"	W"	D"	H"	Fabric Yds.	Leather Sq.Ft.	COM	COL	Neather	Verde	Grano	Cremoso	— CDN Only — KNOLL TEXTILES										
														1	2	3	4							
<b><u>NABU™ CHAIR WITH CANTILEVER ARMS</u></b>																								
	10621	17½-21	25½-29	23½	25½	35-38½	¾	9	upholstered seat with fully upholstered mesh back						1,140	1,185	1,195	1,315	1,375	1,410	1,240	1,340	1,450	1,550
	10622	17½-21	25½-29	23½	25½	35-38½			mesh seat with fully upholstered mesh back						1,155									
<b><u>NABU™ CHAIR WITH ADJUSTABLE ARMS</u></b>																								
	10629	17½-21	24½-28	24½	25½	35-38½	¾	9	upholstered seat with fully upholstered mesh back						1,170	1,210	1,220	1,315	1,400	1,430	1,275	1,365	1,480	1,575
	10630	17½-21	24½-28	24½	25½	35-38½			mesh seat with fully upholstered mesh back						1,190									
<b><u>NABU™ CHAIR ARMLESS</u></b>																								
	10623	17½-21		20	25½	35-38½	¾	9	upholstered seat with fully upholstered mesh back						1,050	1,095	1,115	1,240	1,290	1,330	1,155	1,250	1,360	1,465
	10624	17½-21		20	25½	35-38½			mesh seat with fully upholstered mesh back						1,075									

**NOTE:**

- Teller Stool (height: 43" - 53") add "T" at the end of model # with an upcharge of \$200 list per chair.

**Standard features:**

- Seat available in 29 solid mesh colors. Back available in 34 contrasting mesh stripe. Back mesh has a horizontal stripe pattern as standard created by the strong elastomer fiber woven in the mesh.
- Cushions are molded foam with 25% soy foam content
- Spring loaded pivot action provides a rocking motion 6 degrees back and 3 degrees forward.
- Knee tilt action with tension control and 4 position back lock available for an upcharge of \$80 list
- Swivel base is black as standard; add \$65.00 list for polished aluminum with chrome casters
- Tubular steel leg or sled base is standard silver powder coat
- Back frame and arms are black as standard.
- Models 10605 through 10608 are stachable - 6 high on floor and 10 high on dolly. Footprint 23" wide x 32" deep.
- Dolly priced separately.

**Model # 10629**

