

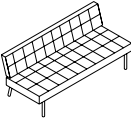
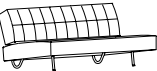


# LOUNGE SEATING

Pullman™ Designer – Nienkämper

— US Only —

	Model Number	Seat H"	W"	D"	H"	Fabric Yds.	Leather Sq. Ft.	COM	COL	Verde	Grano	Cremoso	KnollTextiles			
													1	2	3	4
LOUNGE CHAIR																
	15704	16	28	30	30											
	Fully upholstered - Tufted					2¼	32	3,215	3,370	4,500	4,835	4,975	3,410	3,585	3,775	3,980
	Fully upholstered - Plain					2¼		3,215					3,410	3,585	3,775	3,980
TWO SEAT SOFA																
	15706	16	49	30	30											
	Fully upholstered - Tufted					3	54	4,870	5,120	6,495	6,925	7,105	5,125	5,365	5,620	5,885
	Fully upholstered - Plain					3		4,870					5,125	5,365	5,620	5,885
THREE SEAT SOFA																
	15707	16	70	30	30											
	Fully upholstered - Tufted					4½	76	6,655	6,990	9,120	9,750	10,000	7,045	7,400	7,780	8,175
	Fully upholstered - Plain					4½		6,655					7,045	7,400	7,780	8,175
SLEEPER SOFA																
	15701	16	80	42	30½											
	Fully upholstered - Tufted					7	112	7,275	7,640	11,070	12,080	12,465	7,875	8,430	9,020	9,635
	Fully upholstered - Plain					7		7,275					7,875	8,430	9,020	9,635

## Pullman Chair

Fabric yardages are based on a 54" width with no repeat, see page 6 for instructions. The base is available in a brushed nickel finish as standard; add 5% for a polished chrome finish.


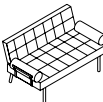
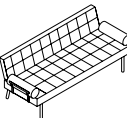

## Pullman Sleeper Sofa

Fabric yardages are based on a 54" width with no repeat, fabric must be railroaded, see page 6 for instructions. The base is available in a brushed nickel finish as standard; add 5% for a polished chrome finish. Measurements of the Sleeper Sofa used as a bed are: width 80" x depth 50" x height 16".



# LOUNGE SEATING

Pullman™ Designer – Nienkämper

														— US Only —				
Model Number	Seat H"	Arm H"	W"	D"	H"	Fabric Yds	Leather Sq. Ft.	COM	COL	Verde	Grano	Cremoso	Knoll Textiles	1	2	3	4	
<b>LOUNGE CHAIR WITH ARMS</b>																		
	<b>15714</b>	17	24 ½	35	30	30												
	Fully upholstered - tufted						3 ¼	48		4,815	5,050	6,645	7,120	7,315	5,090	5,350	5,625	5,910
	Fully upholstered - plain						3 ¼			4,815					5,090	5,350	5,625	5,910
<b>TWO SEAT SOFA WITH ARMS</b>																		
	<b>15715</b>	16	24 ½	56	30	30												
	Fully upholstered - tufted						4	70		6,470	6,810	8,650	9,220	9,440	6,815	7,130	7,470	7,820
	Fully upholstered - plain						4			6,470					6,815	7,130	7,470	7,820
<b>THREE SEAT SOFA WITH ARMS</b>																		
	<b>15716</b>	16	24 ½	77	30	30												
	Fully upholstered - tufted						5 ½	92		8,275	8,665	11,245	12,040	12,350	8,745	9,180	9,650	10,125
	Fully upholstered - plain						5 ½			8,275					8,745	9,180	9,650	10,125
<b>SLEEPER SOFA WITH ARMS</b>																		
	<b>15717</b>	16	22	87	42	30 ½												
	Fully upholstered - tufted						8	128		8,870	9,320	12,715	14,355	14,815	9,555	10,190	10,870	11,570
	Fully upholstered - plain						8			8,870					9,555	10,190	10,870	11,570

## Pullman Chair

Fabric yardages are based on a 54" width with no repeat, see page 6 for instructions. The base is available in a brushed nickel finish as standard; add 5% for a polished chrome finish.

## Pullman Sleeper Sofa

Fabric yardages are based on a 54" width with no repeat, fabric must be railroaded, see page 6 for instructions. The base is available in a brushed nickel finish as standard; add 5% for a polished chrome finish. Measurements of the Sleeper Sofa used as a bed are: width 87" x depth 50" x height 16".

