

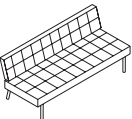



LOUNGE SEATING

Pullman™ Designer - Nienkämper

														— CDN Only —			
Model Number	Seat H"	W"	D"	H"	Fabric Yds.	Leather Sq. Ft.	COM	COL	Verde	Grano	Cremoso	KnollTextiles					
	1											2	3	4			
LOUNGE CHAIR																	
	16½	16½	28	28½	29¾												
	Fully upholstered - Tufted					2¼	32					3,120	3,270	4,365	4,690	4,830	3,395 3,665 3,965 4,260
	Fully upholstered - Plain					2¼						3,120				3,395 3,665 3,965 4,260	
TWO SEAT SOFA																	
	15706	16½	49	28½	29¾												
	Fully upholstered - Tufted					3	54					4,725	4,970	6,305	6,720	6,895	5,090 5,455 5,850 6,245
	Fully upholstered - Plain					3						4,725				5,090 5,455 5,850 6,245	
THREE SEAT SOFA																	
	15707	16½	70	28½	29¾												
	Fully upholstered - Tufted					4½	76					6,460	6,785	8,850	9,465	9,705	7,005 7,550 8,150 8,740
	Fully upholstered - Plain					4½						6,460				7,005 7,550 8,150 8,740	
SLEEPER SOFA																	
	15701	16	80	42	30½												
	Fully upholstered - Tufted					7	112					7,060	7,415	10,745	11,725	12,100	7,910 8,755 9,685 10,605
	Fully upholstered - Plain					7						7,060				7,910 8,755 9,685 10,605	

Pullman Chair

Fabric yardages are based on a 54" width with no repeat, see page 6 for instructions. The base is available in a brushed nickel finish as standard; add 5% for a polished chrome finish.



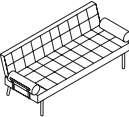

Pullman Sleeper Sofa

Fabric yardages are based on a 54" width with no repeat, fabric must be railroaded, see page 6 for instructions. The base is available in a brushed nickel finish as standard; add 5% for a polished chrome finish. Measurements of the Sleeper Sofa used as a bed are: width 80" x depth 50" x height 16".



LOUNGE SEATING

Pullman™ Designer - Nienkämper

— CDN Only —																		
	Model Number	Seat H"	Arm H"	W"	D"	H"	Fabric Yds	Leather Sq.Ft.	COM	COL	Verde	Grano	Cremoso	Knoll Textiles				
														1	2	3	4	
LOUNGE CHAIR WITH ARMS																		
	15714	16½	22½	35	28½	29¾												
	Fully upholstered - tufted						3¼	48		4,670	4,900	6,450	6,910	7,100	5,065	5,460	5,890	6,315
	Fully upholstered - plain						3¼			4,670					5,065	5,460	5,890	6,315
TWO SEAT SOFA WITH ARMS																		
	15715	16½	24½	56	28½	29¾												
	Fully upholstered - tufted						4	70		6,280	6,610	8,395	8,950	9,165	6,765	7,250	7,780	8,305
	Fully upholstered - plain						4			6,280					6,765	7,250	7,780	8,305
THREE SEAT SOFA WITH ARMS																		
	15716	16½	24½	77	28½	29¾												
	Fully upholstered - tufted						5½	92		8,030	8,410	10,915	11,685	11,990	8,700	9,365	10,095	10,815
	Fully upholstered - plain						5½			8,030					8,700	9,365	10,095	10,815
SLEEPER SOFA WITH ARMS																		
	15717	16½	22	87	42	30½												
	Fully upholstered - tufted						8	128		8,610	9,045	12,340	13,935	14,380	9,580	10,550	11,610	12,660
	Fully upholstered - plain						8			8,610					9,580	10,550	11,610	12,660

Pullman Chair

Fabric yardages are based on a 54" width with no repeat, see page 6 for instructions. The base is available in a brushed nickel finish as standard; add 5% for a polished chrome finish.

Pullman Sleeper Sofa

Fabric yardages are based on a 54" width with no repeat, fabric must be railroaded, see page 6 for instructions. The base is available in a brushed nickel finish as standard; add 5% for a polished chrome finish. Measurements of the Sleeper Sofa used as a bed are: width 87" x depth 50" x height 16".

