

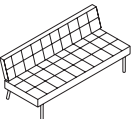
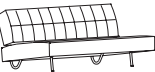


LOUNGE SEATING

Pullman™ Designer – Nienkämper

												— US Only — KnollTextiles				
Model Number	Seat H"	W"	D"	H"	Fabric Yds.	Leather Sq. Ft.	COM	COL	Verde	Grano	Cremoso	1	2	3	4	
LOUNGE CHAIR																
	15704	16½	28	28½	29¾											
	Fully upholstered - Tufted					2¼	32	3,120	3,270	4,365	4,690	4,830	3,310	3,480	3,665	3,860
	Fully upholstered - Plain					2¼		3,120					3,310	3,480	3,665	3,860
TWO SEAT SOFA																
	15706	16½	49	28½	29¾											
	Fully upholstered - Tufted					3	54	4,725	4,970	6,305	6,720	6,895	4,975	5,205	5,455	5,710
	Fully upholstered - Plain					3		4,725					4,975	5,205	5,455	5,710
THREE SEAT SOFA																
	15707	16½	70	28½	29¾											
	Fully upholstered - Tufted					4½	76	6,460	6,785	8,850	9,465	9,705	6,835	7,180	7,550	7,935
	Fully upholstered - Plain					4½		6,460					6,835	7,180	7,550	7,935
SLEEPER SOFA																
	15701	16½	80	42	30½											
	Fully upholstered - Tufted					7	112	7,060	7,415	10,745	11,725	12,100	7,645	8,180	8,755	9,350
	Fully upholstered - Plain					7		7,060					7,645	8,180	8,755	9,350

Pullman Chair

Fabric yardages are based on a 54" width with no repeat, see page 6 for instructions. The base is available in a brushed nickel finish as standard; add 5% for a polished chrome finish.



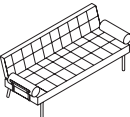

Pullman Sleeper Sofa

Fabric yardages are based on a 54" width with no repeat, fabric must be railroaded, see page 6 for instructions. The base is available in a brushed nickel finish as standard; add 5% for a polished chrome finish. Measurements of the Sleeper Sofa used as a bed are: width 80" x depth 50" x height 16".



LOUNGE SEATING

Pullman™ Designer – Nienkämper

														— US Only —			
	Model Number	Seat H"	Arm H"	W"	D"	H"	Fabric Yds	Leather Sq.Ft.	Knoll Textiles								
									COM	COL	Verde	Grano	Cremoso	1	2	3	4
LOUNGE CHAIR WITH ARMS																	
	15714	16½	22½	35	28½	29¾											
	Fully upholstered - tufted						3¼	48	4,670	4,900	6,450	6,910	7,100	4,940	5,190	5,460	5,735
	Fully upholstered - plain							3¼		4,670					4,940	5,190	5,460
TWO SEAT SOFA WITH ARMS																	
	15715	16½	24½	56	28½	29¾											
	Fully upholstered - tufted						4	70	6,280	6,610	8,395	8,950	9,165	6,615	6,920	7,250	7,590
	Fully upholstered - plain						4		6,280					6,615	6,920	7,250	7,590
THREE SEAT SOFA WITH ARMS																	
	15716	16½	24½	77	28½	29¾											
	Fully upholstered - tufted						5½	92	8,030	8,410	10,915	11,685	11,990	8,490	8,910	9,365	9,830
	Fully upholstered - plain						5½		8,030					8,490	8,910	9,365	9,830
SLEEPER SOFA WITH ARMS																	
	15717	16½	22	87	42	30½											
	Fully upholstered - tufted						8	128	8,610	9,045	12,340	13,935	14,380	9,275	9,890	10,550	11,230
	Fully upholstered - plain						8		8,610					9,275	9,890	10,550	11,230

Pullman Chair

Fabric yardages are based on a 54" width with no repeat, see page 6 for instructions. The base is available in a brushed nickel finish as standard; add 5% for a polished chrome finish.

Pullman Sleeper Sofa

Fabric yardages are based on a 54" width with no repeat, fabric must be railroaded, see page 6 for instructions. The base is available in a brushed nickel finish as standard; add 5% for a polished chrome finish. Measurements of the Sleeper Sofa used as a bed are: width 87" x depth 50" x height 16".

