



Drab to Fab


Update your old drop ceiling
to a stylish 2-ft x 2-ft or
2-ft x 4-ft ceiling

Inspiring Great Spaces®

Armstrong[®]
CEILINGS

Update your ceiling in 2 ways!

1. Convert an old, sagging 2-ft x 4-ft ceiling to a more modern-looking ceiling without installing additional cross tees.



9768 SAHARA™ SCORED II
Scored to look like 24-in x 24-in panels



9769 SAHARA™ SCORED I
Scored to look like 12-in x 12-in panels

2. Convert a 2-ft x 4-ft ceiling to a 2-ft x 2-ft ceiling in 4 easy steps:

Step 1:

Buy and test-fit an Armstrong® Prelude® 2-ft cross tee

Step 3:

Attach 2-ft cross tees to grid

Step 2:


Remove existing 2-ft x 4-ft panels

Step 4:


Install new 2-ft x 2-ft ceiling panels

Choose from a variety of 2-ft x 2-ft options for your home


High Performance Ceiling Panels:



241 SUPERTUFF™



271/273 SAHARA™



932 FINE FISSURED™



954 CLASSIC FINE TEXTURED


Decorative Ceiling Panels:




1201 RAISED PANEL™



1205 SINGLE RAISED PANEL




1206 TANGO



8008 TINCRAFT™ CIRCLES




BEFORE



AFTER


9768 SAHARA™ SCORED II




1205 SINGLE RAISED PANEL




8008 TINCRAFT™ CIRCLES



241 SUPERTUFF™



932 FINE FISSURED™



1201 RAISED PANEL™

simple, affordable ways to give your room a fresh, modern feel!



1206 TANGO

If you have ceiling questions, call: **1-877-ARMSTRONG (276-7876)**

NOTE: Due to printing limitations, colors pictured cannot be guaranteed to match actual ceiling materials.

Inspiring Great Spaces is a trademark of AFI Licensing LLC.

All other trademarks are property of AWI Licensing LLC or affiliates, or their respective owners.

©2017 AWI Licensing LLC.

Printed in the United States of America

ceilings.com

COVER: 1205 SINGLE RAISED PANEL

Inspiring Great Spaces®

Armstrong[®]
CEILINGS