

ALAMEDA COUNTY CLIMATE SCORECARD 2022-2023

***Climate Emergency
Mobilization Task Force***

This scorecard evaluates the fourteen cities in Alameda County to see how they are responding to the climate emergency.

ABOUT OUR ORGANIZATION

The Climate Emergency Mobilization Task Force (CEMTF) is a Bay Area coalition of elected officials, city and county staff, community based non-governmental organizations, youth, environmental and social activists, and front line communities addressing inequities and causes of the climate emergency.

ABOUT OUR PARTNERSHIP

CEMTF teamed up with undergraduate students at University of California, Berkeley through the College Corps Fellowship under the Food Justice Cohort to produce this climate scorecard. The College Corps Fellowship is an inaugural cohort of college students in a first-of-its kind state-wide partnership addressing societal challenges and helping to build more equitable communities across California. The undergraduate student fellows each served 450 hours during the 2022-2023 academic year to research, compile, format, and design this climate scorecard alongside the guidance of the CEMTF advisors.

MEET THE TEAM

Advisors



Cheryl Davila

Former Council member of the City of Berkeley and CEMTF Founder and President



Jack Fleck

Former transportation engineer with the City of San Francisco and CEMTF member



Elaine McCarty

Associate Director of Environmental Finance Center and CEMTF member

Fellows



Erick León Lopez

Legal Studies major
University of California, Berkeley



Sarah Moss

Legal Studies major
University of California, Berkeley



Jessica Welsh

Global Studies major
University of California, Berkeley

LAND ACKNOWLEDGEMENT



Ohlone dancers drawn by Wilhelm Gottlieb Tilesius von Tilenau

The Climate Emergency Mobilization Task Force and the Fellows in College Corps recognize the importance of acknowledging the land and the Indigenous people who have lived on it for thousands of years. The San Francisco Bay Area is situated on the traditional territory of the Ohlone people, who have lived and thrived in this region for thousands of years before the arrival of European settlers.

We acknowledge that the Ohlone people have been the original stewards of this land, maintaining a delicate balance between human activity and the natural world for countless generations. We recognize the deep spiritual connection that the Ohlone people have with the land and the importance of their culture, language, and traditions.

Today, the Ohlone people continue to contribute to the cultural, social, and economic fabric of the Bay Area, and we honor their resilience and determination in the face of historical injustices and ongoing struggles for sovereignty, recognition, and self-determination.

As we live, work, and gather on this land, we recognize that our presence is made possible by the sacrifices and resilience of the Ohlone people and commit to working towards justice, equity, and reconciliation in partnership with Indigenous communities.

DISCLAIMER

This is a living document. The version you are looking at is complete as of May 17, 2023. As cities take more climate actions, all the scores should improve. We apologize if we missed any actions that would improve a city's score. The city logos are used for identification purposes only.

Please send corrections, updates or questions to cemtfor@gmail.com.

TABLE OF CONTENTS

Climate Issues Worldwide.....	6
Climate Issues in the Bay Area.....	7
Scorecard Objective.....	8
How to Read this Scorecard.....	9
City Rankings.....	10

BREAKDOWN OF CITY RANKINGS

Alameda City.....	11
Albany City.....	12
Berkeley City.....	13
Dublin City.....	14
Emeryville City.....	15
Fremont City.....	16
Hayward City.....	17
Livermore City.....	18
Newark City.....	19
Oakland City.....	20
Piedmont City.....	21
Pleasanton City.....	22
San Leandro City.....	23
Union City.....	24

REFERENCES

Acknowledgments.....	25
References.....	26

CLIMATE ISSUES WORLDWIDE



Change, U. F. (2022). Is Global Warming the Same as Climate Change. *Unite for Change*.

Climate change is a global issue that affects every part of the world. Climate change happens when greenhouse gases, such as carbon dioxide, trap heat in the Earth's atmosphere, and cause a gradual increase in global temperatures and significant changes to the Earth's climate. Greenhouse gases are caused by human activities such as burning fossil fuels, deforestation, and industrial processes that release carbon dioxide, methane, and other gases into the atmosphere.

Climate change has resulted in numerous environmental problems, including rising temperatures, more frequent and intense weather events, sea level rise, and the melting of glaciers and ice caps. These changes have affected ecosystems, food production, water resources, human health, the economy, and more.

Despite the progress that has been made in some areas, such as the growth of renewable energy sources and the increased awareness of the importance of sustainable practices, there are still many challenges to overcome. There is a need for more governmental action, research, and innovation to develop new technologies and solutions that can help mitigate the effects of climate change and promote sustainable development.

CLIMATE ISSUES IN THE BAY AREA



**Flooding of San Francisquito Creek in February 1998.
(Photo courtesy of Valley Water)**

Over the years, the Bay Area has experienced a number of climate-related issues, such as wildfires, sea level rising, drought, and flooding with devastating consequences for homes, wildlife, and the environment. These are climate-related issues that has affected the Bay Area and other parts of California.

To address these climate-related issues, cities in the Bay Area have implemented a range of measures to reduce greenhouse gas emissions and adapt to the changing climate. These measures include investing in renewable energy, promoting energy efficiency, implementing transportation policies to reduce vehicle emissions, and improving water management practices.

Overall, cities in the Bay Area are taking steps to address climate change, but there is still much work to be done. The region must continue to take action to reduce greenhouse gas emissions and prepare for the inevitable impacts of climate change. Only by working together can we ensure a just, sustainable, and resilient future for the Bay Area and the world as a whole.

SCORECARD OBJECTIVE

The objective of this scorecard is to evaluate the performance of the fourteen cities in Alameda County in responding to the climate emergency. The scorecard seeks to provide a comprehensive and comparative analysis of each city's performance, highlighting areas of success and identifying opportunities for improvement, with the ultimate goal of fostering a more just, sustainable and resilient Alameda County.

To develop this scorecard, we started by conducting extensive research on the best practices and key performance indicators for cities responding to the climate emergency. We analyzed a wide range of sources, including academic literature, government reports, policies, laws, and expert recommendations, to identify hundreds of potential questions that could be used to evaluate the cities.

We then carefully reviewed and refined this list of questions, taking into consideration factors such as relevance, measurability, and feasibility. Through a thorough screening process, we boiled down the list to the 25 questions that we felt were the most relevant and effective in capturing the cities' performance. For each question, we developed a clear and comprehensive ranking process, taking into account the specific indicators, metrics, and benchmarks that would be used to evaluate the cities' performance. We carefully considered the weighting of each question and the overall scoring system, ensuring that it was fair, transparent, and accurately reflected the importance of each indicator. Throughout the process, we engaged with a wide range of stakeholders, including city officials, climate experts, community groups to ensure that our scorecard was robust, credible, and aligned with the needs and priorities of Alameda County. We also incorporated feedback from peer review and expert consultation to improve the scorecard's validity and reliability.

Overall, we are confident that this scorecard provides a rigorous and comprehensive evaluation of the fourteen cities in Alameda County's response to the climate emergency, and we believe that it can serve as a valuable tool for promoting climate action, accountability, and collaboration across the region.

HOW TO READ THIS SCORECARD

The scorecard is divided into 25 questions across 6 categories, with each question representing an important aspect of a city's response to the climate emergency. Each question is assigned a score out of 4, with 4 being the highest score possible for each question, indicating strong performance on that question. Each city has the possibility of getting 100 points from the 25 questions.













The scores for each question are color-coded based on the following scheme:

- 4 Green (Yes):** Strong performance scores
- 2 Yellow (IP [In Progress]):** Moderate performance scores
- 0 Red (No):** Weak performance scores

The scorecard includes a mix of generic and numeric questions, with most questions requiring only a generic explanation of the city's performance. However, for the numeric questions, we provide a more detailed explanation, including the percentage range or other relevant metrics, to provide a comprehensive and accurate evaluation of the city's performance. The scorecard also includes a section that highlights the strengths and weaknesses of the city's performance in responding to the climate emergency, as well as recommendations for improvement. This enables cities to understand their performance in detail, identify areas for improvement, and take appropriate action to enhance their response to the climate emergency.

All of this can be found under the Reference Page of the scorecard and linked [here](#).

CITY RANKINGS

1		Berkeley	64
2		Alameda	56
2		Oakland	56
4		Hayward	46
4		San Leandro	46
6		Albany	44
6		Pleasanton	44
8		Piedmont	38
9		Dublin	36
9		Fremont	36
9		Newark	36
12		Livermore	34
13		Emeryville	32
14		Union City	22



Alameda

Rank 2

City Size	22.98 square miles
Population (2020)	76,362
Un-employment Rate (%)	4 %
Poverty Rate (%)	7.10 %
Median Household Income	106,737
Number of Green Businesses	23

City Policy	No	IP	Yes
Has the city declared Climate Emergency?			✓
Has the city declared racism a public health issue?		✓	
Has the city passed a resolution to urge CALPERS to divest from fossil fuels?	✓		
Does the city have an Environmental Justice policy for a sustainable and just transition?			✓
Does the city support Public Bank East Bay?	✓		

Clean Energy	No	IP	Yes
How long does it take residents to get a solar permit?	✓		
Percentage of people that are enrolled in 100% renewable (EBCE)?			✓


Zero Waste	No	IP	Yes
Has the city passed a styrofoam and expanded polystyrene (EPS) ban?		✓	
Has the city passed a plastic bag ban?			✓

Building & Clean Energy	No	IP	Yes
Are there any laws that prohibit building NEW buildings with natural gas?			✓
Are there any laws that require remodeling EXISTING buildings without natural gas?	✓		
Is the city part of EBCE?			✓
Does the city provide education to explain how to transition to electrification?		✓	

City Plan	No	IP	Yes
Has the city updated and reported on their Climate Action Plan (CAP) implementation?			✓
Does the General Plan recognize the climate emergency, and promote climate solutions in the plan, including alignment with its Climate Action Plan (CAP)?			✓
Does the city publish greenhouse gas (GHG) inventory?			✓
Does the city offer to plant more trees for residents for free?	✓		

Transportation	No	IP	Yes
Has the city banned new gas stations?	✓		
Does the city require more than the State requirement of 40% of parking spaces in new construction to have EV outlets?	✓		
Does the City require EV charging stations in existing public and commercial parking lots?	✓		
How many EV charging stations does the city have per capita?	✓		
Does the city have a plan to electrify their fleet?			✓
What is the city's walkability score?			✓
What is the city's bike score?		✓	
What is the city's transit score?			✓

Total Score 56/100



Albany

Rank 5

City Size	21.93 square miles
Population (2020)	19,488
Un-employment Rate (%)	3 %
Poverty Rate (%)	8.50 %
Median Household Income	103,132
Number of Green Businesses	15

City Policy	No	IP	Yes
Has the city declared Climate Emergency?	✓		
Has the city declared racism a public health issue?	✓		
Has the city passed a resolution to urge CALPERS to divest from fossil fuels?	✓		
Does the city have an Environmental Justice policy for a sustainable and just transition?		✓	
Does the city support Public Bank East Bay?	✓		

Clean Energy	No	IP	Yes
How long does it take residents to get a solar permit?	✓		
Percentage of people that are enrolled in 100% renewable (EBCE)?	✓		

Zero Waste	No	IP	Yes
Has the city passed a styrofoam and expanded polystyrene (EPS) ban?		✓	
Has the city passed a plastic bag ban?			✓

Building & Clean Energy	No	IP	Yes
Are there any laws that prohibit building NEW buildings with natural gas?	✓		
Are there any laws that require remodeling EXISTING buildings without natural gas?	✓		
Is the city part of EBCE?			✓
Does the city provide education to explain how to transition to electrification?		✓	

City Plan	No	IP	Yes
Has the city updated and reported on their Climate Action Plan (CAP) implementation?			✓
Does the General Plan recognize the climate emergency, and promote climate solutions in the plan, including alignment with its Climate Action Plan (CAP)?			✓
Does the city publish greenhouse gas (GHG) inventory?			✓
Does the city offer to plant more trees for residents for free?			✓

Transportation	No	IP	Yes
Has the city banned new gas stations?	✓		
Does the city require more than the State requirement of 40% of parking spaces in new construction to have EV outlets?	✓		
Does the City require EV charging stations in existing public and commercial parking lots?			✓
How many EV charging stations does the city have per capita?	✓		
Does the city have a plan to electrify their fleet?	✓		
What is the city's walkability score?			✓
What is the city's bike score?			✓
What is the city's transit score?		✓	

Total Score 44/100



Berkeley

Rank 1

City Size	10.43 square miles
Population (2020)	117,145
Un-employment Rate (%)	5.20 %
Poverty Rate (%)	17.8 %
Median Household Income	\$91,259
Number of Green Businesses	149

City Policy	No	IP	Yes
Has the city declared Climate Emergency?			✓
Has the city declared racism a public health issue?		✓	
Has the city passed a resolution to urge CALPERS to divest from fossil fuels?			✓
Does the city have an Environmental Justice policy for a sustainable and just transition?			✓
Does the city support Public Bank East Bay?			✓

Clean Energy	No	IP	Yes
How long does it take residents to get a solar permit?			✓
Percentage of people that are enrolled in 100% renewable (EBCE)?	✓		

Zero Waste	No	IP	Yes
Has the city passed a styrofoam and expanded polystyrene (EPS) ban?		✓	
Has the city passed a plastic bag ban?			✓

Building & Clean Energy	No	IP	Yes
Are there any laws that prohibit building NEW buildings with natural gas?			✓
Are there any laws that require remodeling EXISTING buildings without natural gas?	✓		
Is the city part of EBCE?			✓
Does the city provide education to explain how to transition to electrification?		✓	

City Plan	No	IP	Yes
Has the city updated and reported on their Climate Action Plan (CAP) implementation?			✓
Does the General Plan recognize the climate emergency, and promote climate solutions in the plan, including alignment with its Climate Action Plan (CAP)?		✓	
Does the city publish greenhouse gas (GHG) inventory?			✓
Does the city offer to plant more trees for residents for free?			✓

Transportation	No	IP	Yes
Has the city banned new gas stations?	✓		
Does the city require more than the State requirement of 40% of parking spaces in new construction to have EV outlets?	✓		
Does the City require EV charging stations in existing public and commercial parking lots?	✓		
How many EV charging stations does the city have per capita?	✓		
Does the city have a plan to electrify their fleet?		✓	
What is the city's walkability score?			✓
What is the city's bike score?			✓
What is the city's transit score?		✓	

Total Score 64/100



Dublin

Rank 11

14

City Size	15.23 square miles
Population (2020)	71,674
Un-employment Rate (%)	3.60 %
Poverty Rate (%)	4.57 %
Median Household Income	152,745
Number of Green Businesses	5

City Policy	No	IP	Yes
Has the city declared Climate Emergency?	✓		
Has the city declared racism a public health issue?	✓		
Has the city passed a resolution to urge CALPERS to divest from fossil fuels?	✓		
Does the city have an Environmental Justice policy for a sustainable and just transition?		✓	
Does the city support Public Bank East Bay?	✓		

Clean Energy	No	IP	Yes
How long does it take residents to get a solar permit?		✓	
Percentage of people that are enrolled in 100% renewable (EBCE)?	✓		

Zero Waste	No	IP	Yes
Has the city passed a styrofoam and expanded polystyrene (EPS) ban?		✓	
Has the city passed a plastic bag ban?			✓

Building & Clean Energy	No	IP	Yes
Are there any laws that prohibit building NEW buildings with natural gas?			✓
Are there any laws that require remodeling EXISTING buildings without natural gas?	✓		
Is the city part of EBCE?			✓
Does the city provide education to explain how to transition to electrification?	✓		

City Plan	No	IP	Yes
Has the city updated and reported on their Climate Action Plan (CAP) implementation?			✓
Does the General Plan recognize the climate emergency, and promote climate solutions in the plan, including alignment with its Climate Action Plan (CAP)?		✓	
Does the city publish greenhouse gas (GHG) inventory?			✓
Does the city offer to plant more trees for residents for free?	✓		

Transportation	No	IP	Yes
Has the city banned new gas stations?	✓		
Does the city require more than the State requirement of 40% of parking spaces in new construction to have EV outlets?	✓		
Does the City require EV charging stations in existing public and commercial parking lots?	✓		
How many EV charging stations does the city have per capita?		✓	
Does the city have a plan to electrify their fleet?		✓	
What is the city's walkability score?		✓	
What is the city's bike score?		✓	
What is the city's transit score?	✓		

Total Score 36/100



Emeryville

Rank 13

City Size	2.25 square miles (= acres)
Population (2020)	12,870
Un-employment Rate (%)	3.40%
Poverty Rate (%)	12.8%
Median Household Income	\$104,063
Number of Green Businesses	21

City Policy	No	IP	Yes
Has the city declared Climate Emergency?	✓		
Has the city declared racism a public health issue?	✓		
Has the city passed a resolution to urge CALPERS to divest from fossil fuels?	✓		
Does the city have an Environmental Justice policy for a sustainable and just transition?	✓		
Does the city support Public Bank East Bay?	✓		

Clean Energy	No	IP	Yes
How long does it take residents to get a solar permit?	✓		
Percentage of people that are enrolled in 100% renewable (EBCE)?	✓		

Zero Waste	No	IP	Yes
Has the city passed a styrofoam and expanded polystyrene (EPS) ban?		✓	
Has the city passed a plastic bag ban?			✓

Building & Clean Energy	No	IP	Yes
Are there any laws that prohibit building NEW buildings with natural gas?			✓
Are there any laws that require remodeling EXISTING buildings without natural gas?	✓		
Is the city part of EBCE?			✓
Does the city provide education to explain how to transition to electrification?	✓		

City Plan	No	IP	Yes
Has the city updated and reported on their Climate Action Plan (CAP) implementation?		✓	
Does the General Plan recognize the climate emergency, and promote climate solutions in the plan, including alignment with its Climate Action Plan (CAP)?	✓		
Does the city publish greenhouse gas (GHG) inventory?			✓
Does the city offer to plant more trees for residents for free?	✓		

Transportation	No	IP	Yes
Has the city banned new gas stations?	✓		
Does the city require more than the State requirement of 40% of parking spaces in new construction to have EV outlets?	✓		
Does the City require EV charging stations in existing public and commercial parking lots?	✓		
How many EV charging stations does the city have per capita?			✓
Does the city have a plan to electrify their fleet?	✓		
What is the city's walkability score?			✓
What is the city's bike score?	✓		
What is the city's transit score?			✓

Total Score 32/100



Fremont

Rank 9

City Size	78.31 Square miles
Population (2020)	227,514
Un-employment Rate (%)	4 %
Poverty Rate (%)	4.50 %
Median Household Income	142,374
Number of Green Businesses	14

City Policy	No	IP	Yes
Has the city declared Climate Emergency?	✓		
Has the city declared racism a public health issue?	✓		
Has the city passed a resolution to urge CALPERS to divest from fossil fuels?			✓
Does the city have an Environmental Justice policy for a sustainable and just transition?	✓		
Does the city support Public Bank East Bay?	✓		

Clean Energy	No	IP	Yes
How long does it take residents to get a solar permit?			✓
Percentage of people that are enrolled in 100% renewable (EBCE)?	✓		

Zero Waste	No	IP	Yes
Has the city passed a styrofoam and expanded polystyrene (EPS) ban?		✓	
Has the city passed a plastic bag ban?			✓

Building & Clean Energy	No	IP	Yes
Are there any laws that prohibit building NEW buildings with natural gas?	✓		
Are there any laws that require remodeling EXISTING buildings without natural gas?	✓		
Is the city part of EBCE?			✓
Does the city provide education to explain how to transition to electrification?	✓		

City Plan	No	IP	Yes
Has the city updated and reported on their Climate Action Plan (CAP) implementation?	✓		
Does the General Plan recognize the climate emergency, and promote climate solutions in the plan, including alignment with its Climate Action Plan (CAP)?			✓
Does the city publish greenhouse gas (GHG) inventory?			✓
Does the city offer to plant more trees for residents for free?	✓		

Transportation	No	IP	Yes
Has the city banned new gas stations?	✓		
Does the city require more than the State requirement of 40% of parking spaces in new construction to have EV outlets?	✓		
Does the City require EV charging stations in existing public and commercial parking lots?	✓		
How many EV charging stations does the city have per capita?	✓		
Does the city have a plan to electrify their fleet?			✓
What is the city's walkability score?		✓	
What is the city's bike score?		✓	
What is the city's transit score?		✓	

Total Score 36/100

Hayward

Rank 4



CITY OF
HAYWARD
HEART OF THE BAY

City Size	45.82 square miles
Population (2020)	159,827
Un-employment Rate (%)	5.20 %
Poverty Rate (%)	8.50 %
Median Househould Income	91,490
Number of Green Businesses	13

City Policy	No	IP	Yes
Has the city declared Climate Emergency?			✓
Has the city declared racism a public health issue?	✓		
Has the city passed a resolution to urge CALPERS to divest from fossil fuels?	✓		
Does the city have an Environmental Justice policy for a sustainable and just transition?	✓		
Does the city support Public Bank East Bay?	✓		

Clean Energy	No	IP	Yes
How long does it take residents to get a solar permit?		✓	
Percentage of people that are enrolled in 100% renewable (EBCE)?	✓		

Zero Waste	No	IP	Yes
Has the city passed a styrofoam and expanded polystyrene (EPS) ban?		✓	
Has the city passed a plastic bag ban?			✓

Building & Clean Energy	No	IP	Yes
Are there any laws that prohibit building NEW buildings with natural gas?			✓
Are there any laws that require remodeling EXISTING buildings without natural gas?	✓		
Is the city part of EBCE?			✓
Does the city provide education to explain how to transition to electrification?		✓	

City Plan	No	IP	Yes
Has the city updated and reported on their Climate Action Plan (CAP) implementation?	✓		
Does the General Plan recognize the climate emergency, and promote climate solutions in the plan, including alignment with its Climate Action Plan (CAP)?			✓
Does the city publish greenhouse gas (GHG) inventory?			✓
Does the city offer to plant more trees for residents for free?			✓

Transportation	No	IP	Yes
Has the city banned new gas stations?	✓		
Does the city require more than the State requirement of 40% of parking spaces in new construction to have EV outlets?	✓		
Does the City require EV charging stations in existing public and commercial parking lots?	✓		
How many EV charging stations does the city have per capita?		✓	
Does the city have a plan to electrify their fleet?			✓
What is the city's walkability score?		✓	
What is the city's bike score?		✓	
What is the city's transit score?		✓	

Total Score 46/100

Livermore

Rank 11



City Size	26.45 square miles
Population (2020)	86,803
Un-employment Rate (%)	3.90 %
Poverty Rate (%)	4.3 %
Median Household Income	131,664
Number of Green Businesses	10

City Policy	No	IP	Yes
Has the city declared Climate Emergency?	✓		
Has the city declared racism a public health issue?	✓		
Has the city passed a resolution to urge CALPERS to divest from fossil fuels?	✓		
Does the city have an Environmental Justice policy for a sustainable and just transition?	✓		
Does the city support Public Bank East Bay?	✓		

Clean Energy	No	IP	Yes
How long does it take residents to get a solar permit?	✓		
Percentage of people that are enrolled in 100% renewable (EBCE)?	✓		

Zero Waste	No	IP	Yes
Has the city passed a styrofoam and expanded polystyrene (EPS) ban?		✓	
Has the city passed a plastic bag ban?			✓

Building & Clean Energy	No	IP	Yes
Are there any laws that prohibit building NEW buildings with natural gas?			✓
Are there any laws that require remodeling EXISTING buildings without natural gas?	✓		
Is the city part of EBCE?			✓
Does the city provide education to explain how to transition to electrification?		✓	

City Plan	No	IP	Yes
Has the city updated and reported on their Climate Action Plan (CAP) implementation?			✓
Does the General Plan recognize the climate emergency, and promote climate solutions in the plan, including alignment with its Climate Action Plan (CAP)?			✓
Does the city publish greenhouse gas (GHG) inventory?			✓
Does the city offer to plant more trees for residents for free?	✓		

Transportation	No	IP	Yes
Has the city banned new gas stations?	✓		
Does the city require more than the State requirement of 40% of parking spaces in new construction to have EV outlets?	✓		
Does the City require EV charging stations in existing public and commercial parking lots?	✓		
How many EV charging stations does the city have per capita?		✓	
Does the city have a plan to electrify their fleet?	✓		
What is the city's walkability score?		✓	
What is the city's bike score?		✓	
What is the city's transit score?	✓		

Total Score 34/100



City Size	13.9 square miles
Population (2020)	47,434
Un-employment Rate (%)	4.30%
Poverty Rate (%)	26.3%
Median Household Income	\$37,476
Number of Green Businesses	1

City Policy	No	IP	Yes
Has the city declared Climate Emergency?			✓
Has the city declared racism a public health issue?	✓		
Has the city passed a resolution to urge CALPERS to divest from fossil fuels?	✓		
Does the city have an Environmental Justice policy for a sustainable and just transition?	✓		
Does the city support Public Bank East Bay?	✓		

Clean Energy	No	IP	Yes
How long does it take residents to get a solar permit?			✓
Percentage of people that are enrolled in 100% renewable (EBCE)?	✓		

Zero Waste	No	IP	Yes
Has the city passed a styrofoam and expanded polystyrene (EPS) ban?		✓	
Has the city passed a plastic bag ban?			✓

Building & Clean Energy	No	IP	Yes
Are there any laws that prohibit building NEW buildings with natural gas?	✓		
Are there any laws that require remodeling EXISTING buildings without natural gas?	✓		
Is the city part of EBCE?			✓
Does the city provide education to explain how to transition to electrification?	✓		


City Plan	No	IP	Yes
Has the city updated and reported on their Climate Action Plan (CAP) implementation?	✓		
Does the General Plan recognize the climate emergency, and promote climate solutions in the plan, including alignment with its Climate Action Plan (CAP)?			✓
Does the city publish greenhouse gas (GHG) inventory?			✓
Does the city offer to plant more trees for residents for free?	✓		

Transportation	No	IP	Yes
Has the city banned new gas stations?	✓		
Does the city require more than the State requirement of 40% of parking spaces in new construction to have EV outlets?	✓		
Does the City require EV charging stations in existing public and commercial parking lots?	✓		
How many EV charging stations does the city have per capita?		✓	
Does the city have a plan to electrify their fleet?			✓
What is the city's walkability score?		✓	
What is the city's bike score?	✓		
What is the city's transit score?		✓	

Total Score 36/100

Oakland

Rank 2



CITY OF OAKLAND

City Size	78.03 square miles (= acres)
Population (2020)	433,823
Un-employment Rate (%)	6.00%
Poverty Rate (%)	14.6%
Median Household Income	\$80,143
Number of Green Businesses	176

City Policy	No	IP	Yes
Has the city declared Climate Emergency?			✓
Has the city declared racism a public health issue?			✓
Has the city passed a resolution to urge CALPERS to divest from fossil fuels?			✓
Does the city have an Environmental Justice policy for a sustainable and just transition?			✓
Does the city support Public Bank East Bay?			✓

Clean Energy	No	IP	Yes
How long does it take residents to get a solar permit?	✓		
Percentage of people that are enrolled in 100% renewable (EBCE)?	✓		

Zero Waste	No	IP	Yes
Has the city passed a styrofoam and expanded polystyrene (EPS) ban?		✓	
Has the city passed a plastic bag ban?			✓

Building & Clean Energy	No	IP	Yes
Are there any laws that prohibit building NEW buildings with natural gas?			✓
Are there any laws that require remodeling EXISTING buildings without natural gas?	✓		
Is the city part of EBCE?			✓
Does the city provide education to explain how to transition to electrification?		✓	

City Plan	No	IP	Yes
Has the city updated and reported on their Climate Action Plan (CAP) implementation?			✓
Does the General Plan recognize the climate emergency, and promote climate solutions in the plan, including alignment with its Climate Action Plan (CAP)?	✓		
Does the city publish greenhouse gas (GHG) inventory?			✓
Does the city offer to plant more trees for residents for free?		✓	

Transportation	No	IP	Yes
Has the city banned new gas stations?	✓		
Does the city require more than the State requirement of 40% of parking spaces in new construction to have EV outlets?	✓		
Does the City require EV charging stations in existing public and commercial parking lots?	✓		
How many EV charging stations does the city have per capita?	✓		
Does the city have a plan to electrify their fleet?		✓	
What is the city's walkability score?			✓
What is the city's bike score?		✓	
What is the city's transit score?		✓	

Total Score **56/100**



Piedmont

Rank 8

City Size	1.7 square miles
Population (2020)	11,107
Un-employment Rate (%)	4.50%
Poverty Rate (%)	2.60%
Median Household Income	\$250,000
Number of Green Businesses	1

City Policy	No	IP	Yes
Has the city declared Climate Emergency?	✓		
Has the city declared racism a public health issue?	✓		
Has the city passed a resolution to urge CALPERS to divest from fossil fuels?	✓		
Does the city have an Environmental Justice policy for a sustainable and just transition?		✓	
Does the city support Public Bank East Bay?	✓		

Clean Energy	No	IP	Yes
How long does it take residents to get a solar permit?		✓	
Percentage of people that are enrolled in 100% renewable (EBCE)?			✓

Zero Waste	No	IP	Yes
Has the city passed a styrofoam and expanded polystyrene (EPS) ban?	✓		
Has the city passed a plastic bag ban?			✓

Building & Clean Energy	No	IP	Yes
Are there any laws that prohibit building NEW buildings with natural gas?			✓
Are there any laws that require remodeling EXISTING buildings without natural gas?	✓		
Is the city part of EBCE?			✓
Does the city provide education to explain how to transition to electrification?		✓	

City Plan	No	IP	Yes
Has the city updated and reported on their Climate Action Plan (CAP) implementation?	✓		
Does the General Plan recognize the climate emergency, and promote climate solutions in the plan, including alignment with its Climate Action Plan (CAP)?		✓	
Does the city publish greenhouse gas (GHG) inventory?			✓
Does the city offer to plant more trees for residents for free?	✓		

Transportation	No	IP	Yes
Has the city banned new gas stations?	✓		
Does the city require more than the State requirement of 40% of parking spaces in new construction to have EV outlets?	✓		
Does the City require EV charging stations in existing public and commercial parking lots?	✓		
How many EV charging stations does the city have per capita?	✓		
Does the city have a plan to electrify their fleet?	✓		
What is the city's walkability score?			✓
What is the city's bike score?			✓
What is the city's transit score?		✓	

Total Score 38/100

Pleasanton

Rank 5



City Size	24.14 square miles
Population (2020)	78,252
Un-employment Rate (%)	3.50 %
Poverty Rate (%)	5.2 %
Median Household Income	160,689
Number of Green Businesses	8

City Policy	No	IP	Yes
Has the city declared Climate Emergency?	✓		
Has the city declared racism a public health issue?	✓		
Has the city passed a resolution to urge CALPERS to divest from fossil fuels?	✓		
Does the city have an Environmental Justice policy for a sustainable and just transition?		✓	
Does the city support Public Bank East Bay?	✓		

Clean Energy	No	IP	Yes
How long does it take residents to get a solar permit?			✓
Percentage of people that are enrolled in 100% renewable (EBCE)?	✓		

Zero Waste	No	IP	Yes
Has the city passed a styrofoam and expanded polystyrene (EPS) ban?		✓	
Has the city passed a plastic bag ban?			✓

Building & Clean Energy	No	IP	Yes
Are there any laws that prohibit building NEW buildings with natural gas?			✓
Are there any laws that require remodeling EXISTING buildings without natural gas?	✓		
Is the city part of EBCE?			✓
Does the city provide education to explain how to transition to electrification?		✓	

City Plan	No	IP	Yes
Has the city updated and reported on their Climate Action Plan (CAP) implementation?			✓
Does the General Plan recognize the climate emergency, and promote climate solutions in the plan, including alignment with its Climate Action Plan (CAP)?			✓
Does the city publish greenhouse gas (GHG) inventory?			✓
Does the city offer to plant more trees for residents for free?	✓		

Transportation	No	IP	Yes
Has the city banned new gas stations?	✓		
Does the city require more than the State requirement of 40% of parking spaces in new construction to have EV outlets?	✓		
Does the City require EV charging stations in existing public and commercial parking lots?	✓		
How many EV charging stations does the city have per capita?		✓	
Does the city have a plan to electrify their fleet?			✓
What is the city's walkability score?		✓	
What is the city's bike score?		✓	
What is the city's transit score?	✓		

Total Score 44/100



San Leandro

Rank 7

23

City Size	15.52 square miles (= acres)
Population (2020)	88,868
Un-employment Rate (%)	5.00%
Poverty Rate (%)	9.3%
Median Househould Income	\$86,604
Number of Green Businesses	16

City Policy	No	IP	Yes
Has the city declared Climate Emergency?			✓
Has the city declared racism a public health issue?	✓		
Has the city passed a resolution to urge CALPERS to divest from fossil fuels?	✓		
Does the city have an Environmental Justice policy for a sustainable and just transition?		✓	
Does the city support Public Bank East Bay?	✓		

Clean Energy	No	IP	Yes
How long does it take residents to get a solar permit?		✓	
Percentage of people that are enrolled in 100% renewable (EBCE)?	✓		

Zero Waste	No	IP	Yes
Has the city passed a styrofoam and expanded polystyrene (EPS) ban?		✓	
Has the city passed a plastic bag ban?			✓

Building & Clean Energy	No	IP	Yes
Are there any laws that prohibit building NEW buildings with natural gas?			✓
Are there any laws that require remodeling EXISTING buildings without natural gas?	✓		
Is the city part of EBCE?			✓
Does the city provide education to explain how to transition to electrification?	✓		

City Plan	No	IP	Yes
Has the city updated and reported on their Climate Action Plan (CAP) implementation?			✓
Does the General Plan recognize the climate emergency, and promote climate solutions in the plan, including alignment with its Climate Action Plan (CAP)?			✓
Does the city publish greenhouse gas (GHG) inventory?			✓
Does the city offer to plant more trees for residents for free?			✓

Transportation	No	IP	Yes
Has the city banned new gas stations?	✓		
Does the city require more than the State requirement of 40% of parking spaces in new construction to have EV outlets?	✓		
Does the City require EV charging stations in existing public and commercial parking lots?	✓		
How many EV charging stations does the city have per capita?	✓		
Does the city have a plan to electrify their fleet?		✓	
What is the city's walkability score?		✓	
What is the city's bike score?		✓	
What is the city's transit score?		✓	

Total Score 46/100



Union City

Rank 14

City Size	19.18 square miles
Population (2020)	68,681
Un-employment Rate (%)	3.90 %
Poverty Rate (%)	5.60 %
Median Household Income	120,772
Number of Green Businesses	7

City Policy	No	IP	Yes
Has the city declared Climate Emergency?	✓		
Has the city declared racism a public health issue?	✓		
Has the city passed a resolution to urge CALPERS to divest from fossil fuels?	✓		
Does the city have an Environmental Justice policy for a sustainable and just transition?	✓		
Does the city support Public Bank East Bay?	✓		

Clean Energy	No	IP	Yes
How long does it take residents to get a solar permit?	✓		
Percentage of people that are enrolled in 100% renewable (EBCE)?	✓		

Zero Waste	No	IP	Yes
Has the city passed a styrofoam and expanded polystyrene (EPS) ban?		✓	
Has the city passed a plastic bag ban?			✓

Building & Clean Energy	No	IP	Yes
Are there any laws that prohibit building NEW buildings with natural gas?	✓		
Are there any laws that require remodeling EXISTING buildings without natural gas?	✓		
Is the city part of EBCE?			✓
Does the city provide education to explain how to transition to electrification?	✓		

City Plan	No	IP	Yes
Has the city updated and reported on their Climate Action Plan (CAP) implementation?	✓		
Does the General Plan recognize the climate emergency, and promote climate solutions in the plan, including alignment with its Climate Action Plan (CAP)?			✓
Does the city publish greenhouse gas (GHG) inventory?			✓
Does the city offer to plant more trees for residents for free?	✓		

Transportation	No	IP	Yes
Has the city banned new gas stations?	✓		
Does the city require more than the State requirement of 40% of parking spaces in new construction to have EV outlets?	✓		
Does the City require EV charging stations in existing public and commercial parking lots?	✓		
How many EV charging stations does the city have per capita?	✓		
Does the city have a plan to electrify their fleet?	✓		
What is the city's walkability score?		✓	
What is the city's bike score?		✓	
What is the city's transit score?	✓		

Total Score 22/100

REFERENCE PAGE

City Policy

Has the city declared Climate Emergency (Yes/No Question)

Has the city declared racism a public health issue? (Yes/No Question)

Has the city passed a resolution to urge CALPERS to divest from fossil fuels? (Yes/No Question: [Source](#))

Does the city have an Environmental Justice policy for a sustainable and just transition? ([See reference sheet for individual city scoring](#))

Does the city support Public Bank East Bay? (Yes/No Question)

Building and Clean Energy

Are there any laws that prohibit building NEW buildings with natural gas? ([Sierra Club](#))

Are there any laws that require remodeling EXISTING buildings without natural gas? (No cities in Alameda County have such an ordinance)

Is the city part of EBCE? ([Link](#)) (All cities in Alameda County are part of EBCE except city of Alameda, which has its own utility)

Does the city provide education to explain how to transition to electrification? ([See reference sheet for individual city scoring](#))

Clean Energy

How long does it take to get a solar permit? ([See reference sheet for individual city scoring](#))

Percentage of people that are enrolled in 100% renewable (EBCE) ([See reference sheet for individual city scoring](#))

City Plan

Has the city updated and reported on their Climate Action Plan... ([See reference sheet for individual city scoring](#))

Does the General Plan recognize the climate emergency... ([See reference sheet for individual city scoring](#))

Does the city publish a greenhouse gas inventory? ([See reference sheet for individual city scoring](#))

Does the city offer to plant more trees... ([See reference sheet for individual city scoring](#))

Zero Waste

Has the city passed a styrofoam and expanded polystyrene ban? ([See this link for a list of cities in California with this ban](#))

Has the city passed a plastic bag ban? ([See this link to see all cities in Alameda County with such an ordinance](#))

Transportation

Has the city banned new gas stations? (*No cities in Alameda County have done this, but all cities in Sonoma County have done this)

Does the city require more than the State requirement of 40% of parking spaces in... ([See reference sheet for individual city scoring](#))

Does the City require EV charging stations... ([See reference sheet for individual city scoring](#))

How many EV charging stations does the city have per capita? ([Link](#))

Does the city have a plan to electrify their fleet? ([See reference sheet for individual city scoring](#))

Walkability/Bike/Transit Score ([Link](#))

CEMTF Alameda County Climate Scorecard Reference Document:

https://docs.google.com/spreadsheets/d/1_uenG3JHntOyPz47zWGX-z09dF743OEs1RVmxuo1VLY/edit#gid=1658843027

ACKNOWLEDGEMENTS

We would like to express our gratitude to the city officials, climate experts, community groups, and residents who provided valuable insights and feedback during the development of this scorecard.

Throughout the development of this scorecard, we sought to use the most accurate and up-to-date information available to evaluate each city's response to the climate emergency. To achieve this, we relied on the information that has been made public, including reports, publications, and official websites of the cities. In some cases, however, the information available publicly was not sufficient to fully evaluate a city's performance on a particular question. In those instances, we reached out to the relevant city officials and staff to request additional information and data to ensure that our evaluation was as comprehensive and accurate as possible.

We recognize the importance of transparency and accuracy in the evaluation of cities' performance in responding to the climate emergency. Our aim was to provide a balanced and objective evaluation, using a combination of publicly available information and additional data obtained through direct communication with the cities.

As such, we recommend that cities publish relevant information and data publicly to ensure that the public can access and review the information used to evaluate their performance. Transparent and accessible information is crucial to facilitate public awareness and engagement in climate action. By making relevant information publicly available, cities can demonstrate their commitment to addressing the climate emergency and build trust and collaboration with their constituents.

Additionally, we recognize that cities may undertake new initiatives or make changes to their policies and practices over time, and we are committed to updating the scorecard accordingly. We welcome any new information or materials that cities publish and other relevant updates that could help us improve and enhance the scorecard's accuracy and relevance to be apart of our scorecard update.