

Board Minutes September 22,2021

Rantoul, IL

Meeting was called to order by President Shingleton at 08:05.

Roll call of board members was taken with Tabor not present.

Motion by Schaefer second by Keen to excuse Tabor due to a work conflict. Motion passed

Motion by Peaton second by Keen to accept the minutes of the last board meeting. Motion passed

Financial report was given by Treasurer Schaefer. Congress financial was presented with a notation of the one outstanding bill from the t-shirt vendor yet to be received. The East World financial was presented. The West World financial was presented. The overall financial was presented.

Motion by Keen second by Tomlin to approve the financial report. Motion Passed (note this motion was not done at this time but later in meeting due to the oversight of no motion here).

Futurity report was given by Diane Kamps. The report included discussion on the cancellation of the sale. Jess Drish commented on the Select Sire numbers and how to increase in future.

Rules Committee chair Solberg presented the rules change proposals. Please find each rule proposal as written by the committee at the end of the board minutes.

Rule Proposal Number 1

Motion by Killion to deny as written

Second by Zahm

Roll call vote: Eight voted yes, two voted no (Keen and Filla)

Motion passed not to accept proposal

Rule Proposal Number 2

Motion by McKenzie to accept as written

Second by Filla

Motion Passed by unanimous vote

Rule Proposal Number 3

Motion by Keen to accept as written

Second by Filla

Motion Passed on a seven yes to three no vote

Rule Proposal Number 4

No action taken

Rule Proposal Number 5

Motion by Keen to accept as written

Second by Killion

Motion Failed on Unanimous vote

Rule Proposal Number 6

No action taken

Rule Proposal Number 7

Motion by Filla to accept as written

Second by Zahm

Motion passed six yes votes, four no votes

Rule Proposal Number 8

Motion by McKenzie to accept as written

Second by Arends

Motion passed eight yes, one no (Keen), one abstained (Killion)

Rule Proposal Number 9

Motion by Peaton to accept as written

Second by Arends

Motion passed seven yes votes, three no votes (Killion, Keen and Schaefer)

Rule Proposal Number 10

No action taken

Rule Proposal Number 11

Motion by Keen to accept as written

Second by Killion

Motion Passed by unanimous vote

Rule Proposal Number 12

Motion by Killion to accept as written

Second by Keen

Motion Passed on unanimous vote

Rule Proposal Number 13

No Action Taken

Rule Proposal Number 14

No Action Taken

Rule Proposal Number 15

Motion by Keen to accept as written

Second by Filla

Motion Passed on unanimous vote

Rule Proposal Number 16

Motion by Keen to accept as written

Second by Filla

Motion passed on unanimous vote

Rule Proposal Number 17

Motion by Killion to accept as written

Second by Zahm

Motion Passed nine yes and one no vote (Keen)

Rule Proposal Number 18

Motion by Keen to accept as written

Second by Killion

Motion passed nine yes votes, one no vote (Arends)

Rule Proposal Number 19

Motion by Keen to accept as written

Second by Filla

Motion passed on unanimous vote

Rule Proposal Number 20

Motion by Schaefer to accept as written

Second by Killion

Motion passed eight yes, one no (Schaefer) one abstained (Damman)

Rule Proposal Number 21

No Action Taken

Will be addressed by board later

Motion by Keen to have 45 and over classes at all National Events.

Second by Killion

Passed on unanimous vote

Motion by Keen to have 19-44 age classes if they choose to break them.

Died for a lack of a second

Clarification of active clubs:

Nebraska has been determined to be inactive by the board in a previous meeting.

To become active again Nebraska will need to reapply to be reinstated as active.

The rotation for Midwest regions will be the following: South Dakota 2023, Illinois 2024.

If Nebraska chooses to become an active club, they will be placed at the end of the rotation at the point they are reinstated.

Outgoing Directors Arends and Damman were presented desk clocks and thanked for their years of service.

Motion to adjourn meeting of present board members was made by Killion second by Keen

Motion Passed

Meeting adjourned at 12:01

Board of Directors POAC

Rantoul, IL

September 22, 2021

Meeting called to order by President Shingleton at 12:03

Elections of offices of the new year:

Motion by Killion to nominate Scott Shingleton as President

Second by Zahm

Motion to cease nominations was made by Zahm

Second by Killion

Motion passed by unanimous vote for Shingleton to be President for 2021-2022

Motion by Keen to nominate Dianna Peaton as Vice-President

Second by Zahm

Motion to cease nominations was made by Zahm

Second by Drish

Motion passed by unanimous vote for Peaton to be Vice-President for 2021-2022

Motion by Keen to nominate Darrin Schaefer as Secretary-Treasurer

Second by Killion

Motion to cease nominations was made by Zahm

Second by Killion

Motion passed by unanimous vote for Schaefer to be Secretary-Treasurer for 2021-2022

Motion by Schaefer to break for lunch

Second by Killion

Motion Passed 12:12

Present Shingleton called the meeting to order from lunch break at 12:33

NSBA:

A recap of NSBA for the Congress was given by Shingleton. He explained that we really did not understand how the pay outs worked for the NSBA classes. He explained we now understand how this works and know for the future.

It was the consensus of the board that if NSBA can be self-supporting, it will continue next year (2022)
CBC Judges Seminar is February 1-4, 2022 in Tulsa. Discussion was held on who would be our representative. Ashely said she could help. No conclusion was reached.

Youth Board:

Director McKenzie inquired on how to restart the youth board. She was interested in giving the youth three things that they could help with.

1. Fund raising
2. Ideas for promotion
3. One item they could make a decision on themselves.

The board would have two youth from each region on it.

Motion by Peaton to unsuspend the Youth Board.

Peaton rescinded her motion.

A long discussion took place over how to reactivate the youth board. It was decided to form a committee to move forward with this. No committee of record was appointed at this time.

Allison Littlefield sent a letter to the Board of Directors thanking us for the scholarship she received.

Office Staff:

Currently, at the home office we have one part-time person in registration and one contract employee doing the rest of the work.

Discussion was held on when we would be hiring new office staff. President Shingleton has appointed a committee to move forward with this. The committee that was appointed was Directors Zahm, Schaefer and member Charlene Shingleton.

New rule books will need to be printed when all things are revised. Director Zahm made motion to do this. Second by Killion. Motion passed. An electronic version should also be available if desired.

East World Proposals

Two proposals were received. One in Indiana and one in Ohio

Motion by Schaefer to accept the proposal holding East World in Indiana (New Castle)

Second by Killion

Motion passed

West World Proposal

Only one proposal was received from Colorado.

Motion by Filla to accept the proposal as written.

Second by Killion

Motion passed

Convention 2023

One proposal was received from Missouri.

Motion by Tomlin to accept proposal as written

Second by Schaefer

Motion Passed

Director Shingleton appointed Director Killion as chair of the rules committee.

The hearing committee was appointed by the board as follows:

Killion

Filla

Tomlin

Drish

Keen

Select Sire promotion was discussed and decided to send this to the breeders committee for further discussion and action.

Horse treatment and welfare statement creation is needed.

A committee has been appointed by President Shingleton to develop this. The members of this committee are:

Allen Killion

Tommy Tomlin

Pam Klien

Rebecca Solberg

Motion by Drish to adjourn

Second by Keen

Motion passed

14:27

Pony Of The Americas Club
National Rules Committee Meeting

Agenda

Saturday, February 27th, 2021

2:00pm CST

Committee Members

| | | |
|----------------|--------------------|----------------|
| Karen Meyer | Tracy Dowd-Filla | Cindi Hoffman |
| Pam Klein | Diana Peaton | Charlene Astin |
| Beverly Tabor | Tracy Keen | Jordan Gardner |
| Brady Chestnut | Rikki Whitby Clark | |

Call to Order

Roll Call

Approve 2020 Rules Committee meeting minutes.

Review of Proposals brought before the Rules Committee.

- 1.) Change Rule #53 Plus more, Page 67. Pam Klein – A Shows. Passed
- 2.) Change Rule #127, Page 157-158. Pam Klein – Native American Regalia. Passed
- 3.) Change Rule #71.B.12, Page 79. Cindi Hoffmann – Judges Approval Days. Passed
- 4.) Change Rule #66.I.2, Page 72. Cindi Hoffmann – Removal of Pleasure Driving. Declined
- 5.) Change Rule #113, #122, #123, #124. Page 112. Hoffmann, Klein, Whitby-Clark – Jumping. Passed
- 6.) Add New Rule. Cindi Hoffmann – Halter added to Pointed/Approved classes. Passed
- 7.) Change Rule #116.N.3, Page 123. Cindi Hoffmann – Raised Logs in Trail. Passed
- 8.) Add New Rule. Rule #129.O. Tracy Filla – Excessive Use. Passed
- 9.) Change Rule #129, Page 161. Tracy Filla – Over-Under. Passed
- 10.) Change Rule #98.VI.1, Page 96. Tracy Filla – Non Pro WT. Declined
- 11.) Delete Existing Rule. Rule #17.I, Page 47. Tracy Keen – Roan. Passed
- 12.) Add New Rule. Rule #17.I, Page 47. Tracy Keen – Homozygous Registration. Passed
- 13.) Change Rule #36, Page 54. Tracy Keen – POA Outcrosses. Sent to Breeders Committee

- 14.) Add New Rule. Rikki Whitby Clark – Safe Haven Home Offer Program. Recommended
- 15.) Change Rule. Diana Peaton – Magazine Wording in Rulebook. Passed
- 16.) Change Rule #96, Page 93. Diana Peaton – Ranch Riding Patterns. Passed
- 17.) Change Patterns. Diana Peaton – Reining Patterns. Passed
- 18.) Delete Rules. Diana Peaton – Inspectors Guide. Passed
- 19.) Change Rule. Diana Peaton – Measuring Pads and Shoes. Passed
- 20.) Change Rule #54. Page 67. Rikki Clark – Equine Organization Shows. Passed
- 21.) Change Rule #8.5. Page 23. Cindi Hoffmann – Inhumane Treatment. Passed

Pony Of the Americas Club

National Rules Committee Meeting

February 27th, 2021

Meet was Called to Order by Chairman Rebecca Solberg at 2:13pm. Roll Call was taken. In attendance was Karen Meyer, Tracy Dowd-Filla, Cindi Hoffmann, Pam Klein, Diana Peaton, Charlene Astin, Beverly Tabor, Tracy Keen, Jordan Gardner, Brady Chestnut, Rikki Whitby-Clark.

The 2020 National POAC Rules Committee Meeting Minutes were approved.

The 2021 Rules Committee reviewed these 21 proposals.

The Sub-Committee meeting was held on Sunday March 14, 2021.

The final Rules Committee meeting was held on March 28, 2021. The meeting was called to order at 2:11pm.

1.) Change Rule #52, Page 66-67. Pam Klein – Show Approval

After much interest and discussion, this Proposal was moved to a sub-committee for further development and revision.

A Sub-Committee was developed. The Sub-Committee members are Pam Klein, Brady Chestnut, Rikki Whitby-Clark, Karen Meyer, Cindi Hoffmann.

The Sub-Committee discussed how to make sure that no combination of show points should be able to add up to Congress points. It was proposed that we only allow "A" pointed shows. Promo shows have a higher approval fee, so a negative financial impact was discussed. The \$7 per Judge/Show fee will continue with this proposal. A new proposal was drafted and sent to the Committee for further discussion.

The Committee suggested the Board review the fees to make sure they are applicable. A few wording clarifications were made. Tracy Keen made a motion to accept this Proposal and Cindi Hoffmann second. The Committee voted. Proposal passed unanimous.

2.) Change Rule #127, Page 157-158. Pam Klein – Native American Regalia

Rikki Whitby-Clark made a motion to open the Proposal and Diana Peaton second. Pam Klein explained the research she did to make positive adjustments to these Rules. The word "Regalia" received positive feedback as being more fitting for a heritage class. After discussion, Charlene Astin made a motion to accept this Proposal and Tracy Dowd-Filla seconded. This Proposal passed unanimous.

3.) Change Rule #71.B.12, Page 79. Cindi Hoffmann – Judges Approval Days

Pam Klein made a motion to open the Proposal and Brady Chestnut second. After discussion, Tracy Keen called the question and the committee voted. Yes – Meyer, Klein, Chestnut, Dowd-Filla, Whitby-Clark, Hoffmann, Astin, Gardner, Solberg. No – Tabor, Keen. Abstain – Peaton. Proposal passes.

4.) Change Rule #66.I.2, Page 72. Cindi Hoffmann – Removal of Pleasure Driving

Pam Klein made a motion to open the Proposal and Tracy Dowd-Filla second. Showing the versatility of the breed was discussed as was the cost of the awards for a class with limited numbers over the past few years. Tracy Keen called the Question and the committee voted. Yes – Meyer, Klein, Hoffmann. No – Tabor, Chestnut, Dowd-Filla, Peaton, Keen, Whitby-Clark, Astin, Gardner. Proposal does not pass the Committee.

5.) Change Rule #113, Rule #122, Rule #123, Rule #124. Hoffmann, Klein, Whitby-Clark – Jumping

Diana Peaton made a motion to open the Proposal and Tracy Dowd-Filla second. This has been brought to our attention by Judges as they feel that someone else is judging the class for them. Charlene Astin called the Question and the Committee voted. Yes – Meyer, Klein, Tabor, Chestnut, Dowd-Filla, Peaton, Whitby-Clark, Hoffmann, Gardner. No – Keen, Astin. Proposal passes.

While in Sub-Committee this Proposal really brought to light that the Jumping portion of our Rulebook needed to be revised. Pam Klein and Rikki Whitby-Clark took on the task of reviewing this portion of our Rulebook and bring forward to the Rules Committee.

The Committee reviewed the revisions of Rule #113- Hunt Seat Equitation, Rule #122- Open Jumping, Rule #123- Hunter Over Fences and Rule #124- Hunter Hack. There was time clarification in Open Jumping that was discussed and revised to 330 yards per minute was agreed upon. A description of class protocol will be added at the beginning of the Jumping section. 9 & U heights will read Minimum 12" – Maximum 18" (Jump-off 24"). Hunter Over Fences - D.f. was reviewed. A clarification of F.9 to at least 40' between obstacles was also reviewed. Tracy Dowd-Filla made a motion to accept this Proposal and Pam Klein second. The Committee voted. Proposal passed unanimous.

6.) Add New Rule. Page 91. Cindi Hoffmann – Halter added to Pointed/Approved classes

Pam Klein made a motion to open the Proposal and Rikki Whitby-Clark second. After discussion and continued interest, this Proposal was moved to the sub-committee for more development and revision.

Discussion in Sub-Committee if these classes should be added at Regionals and above shows. These classes would not count for yearend high points.

The Proposal also reviewed Group halter classes and added Youth Halter as well. Youth Exhibitors may still show in the Open Halter Classes and will not have to designate for either. Charlene Astin made a motion to accept this Proposal and Rikki Whitby-Clark second. The Committee voted. Motion passed unanimous.

7.) Change Rule #116.N.3. Page 123. Cindi Hoffmann – Raised Logs in Trail

Tracy Dowd-Filla made a motion to open the Proposal and Charlene Astin second. Cindi brought it to our attention the exhibitors have voiced interest in elevated poles. Pam Klein would like "In-Hand" also added to the Proposal. Concern for pony height was also discussed. Tracy Dowd-Filla called the question and the Committee voted. Yes- Meyer, Chestnut, Dowd-Filla, Peaton, Keen, Whitby-Clark, Hoffmann, Astin, Gardner. No- Klein. Abstain-Tabor. Proposal passes.

8.) Add New Rule. Rule #129.O. Tracy Filla – Excessive Use

Cindi Hoffmann made a motion to open the Proposal and Rikki Whitby-Clark second. The Committee felt this proposal needed more development, to be more specific and to include the wording "Judges decision is final" and moved the Proposal to the sub-committee.

The Sub-Committee reviewed multiple other associations wording on this topic. POAC should have a zero-tolerance policy for excessive use.

The Committee would like Rule 8.A.5 specifically referenced within this Proposal. The Committee would like the "and/or Show Committee" included in this Proposal to possibly be part of the decision making. Pam Klein made a motion the accept this Proposal and Tracy Dowd-Filla second. The Committee voted. Yes- Klein, Chestnut, Dowd-Filla, Whitby-Clark, Hoffmann, Astin, Gardner. No- Keen. Abstain- Peaton. Proposal passes.

9.) Change Rule #129, Page 161. Tracy Filla – Over-Under

Cindi Hoffmann made a motion to open the Proposal and Jordan Gardner second. After limited discussion Diana Peaton called the question and the Committee voted. Proposal passed unanimous.

10.) Change Rule #98.VI.1, Page 96. Tracy Filla – Non Pro WT

Karen Meyer made a motion to open the Proposal and Rikki Whitby-Clark second. Conflicts with Ranch Riding and Western Riding classes also deterring exhibitors to try canter/lope classes was discussed. Jordan Gardner called the question and the Committee voted. Yes -Dowd-Filla, Whitby-Clark, Hoffmann. No- Meyer, Chestnut, Keen, Astin, Gardner, Solberg. Abstain – Klein, Tabor, Peaton. Proposal does not pass Committee.

11.) Add New Rule. Rule #17.I. Page 47. Tracy Keen – Homozygous Registration

Tracy Dowd-Filla made a motion the open the Proposal and Rikki Whitby-Clark second. Tracy Keen explained what testing is proving to us that some of these ponies are being registered incorrectly. They are in fact not roans or snowflakes. This will replace the 17.I. Currently in the Rulebook and is Deleted in Proposal #12 that the Committee reviewed. The Committee voted. Yes- Meyer, Klein, Chestnut, Dowd-Filla, Peaton, Keen, Whitby-Clark, Hoffmann, Astin, Gardner. Abstain – Tabor. Proposal passes.

12.) Delete Existing Rule. Rule #17.I, Page 47. Tracy Keen – Roan

Diana Peaton made a motion to open the Proposal and Rikki Whitby-Clark second. Roan and marbled roan are redundant in the Rulebook. The Committee voted. Proposal passed Unanimous.

13.) Change Rule #24.E.6, Page 54. Tracy Keen – POA Outcrosses

Diana Peaton made a motion the open the Proposal and Tracy Dowd-Filla second. The Committee decided to move this Proposal to the Breeders Committee.

14.) Add New Rule. Rikki Whitby Clark – Safe Haven Home Offer Program

Pam Klein made a motion to open the Proposal and Tracy Dowd-Filla second. The Committee discussed that this would not need to be in the Rulebook but would be a great program to be available to our members. The Committee voted. Yes- Meyer, Klein, Chestnut, Dowd-Filla, Peaton, Keen, Whitby-Clark, Hoffmann, Astin, Gardner, Solberg. Abstain- Tabor. Proposal passes.

15.) Change Rule. Diana Peaton – Magazine Wording in Rulebook.

Pam Klein would like website to be one word throughout the Proposal and POAC lettering consistent throughout as well. Pam Klein would like to see Rule 167.C.3. to read "...by mail bids to the POAC Office. Forms are available on POAC Website." Rikki Whitby-Clark made a motion to accept this proposal and Tracy Dowd-Filla second. The Committee voted. Yes-Meyer, Klein, Chestnut, Dowd-Filla, Peaton, Keen, Whitby-Clark, Hoffmann, Astin, Gardner. Abstain- Tabor. Proposal passes.

16.) Change Rule #96, Page 93. Diana Peaton – Ranch Riding Patterns

Tracy Dowd-Filla made a motion to open the Proposal and Charlene Astin second. The Committee would like the width that is written on the patterns (written by the logs) removed from the drawings. Tracy Dowd-Filla called the Question. The Committee voted. Yes- Meyer, Klein, Chestnut, Dowd-Filla, Peaton, Keen, Whitby-Clark, Hoffmann, Astin, Gardner. Abstain – Tabor. Proposal passes.

17.) Change Patterns. Diana Peaton – Reining Patterns

Charlene Astin made a motion to open the Proposal and Cindi Hoffmann second. We would like to showcase the spins more in these patterns. The Committee would like to see four spins added to Patterns #3 & #4. Also, in Pattern 4, #5 & #6 should say "end" maker and not "center" marker. Judges location should also be added to each pattern. The Committee voted. Yes- Meyer, Klein, Dowd-Filla, Peaton, Keen, Whitby-Clark. Hoffmann, Astin, Gardner. Abstain- Tabor, Chestnut. Proposal passes.

18.) Delete Rules. Diana Peaton – Inspectors Guide

Rikki Whitby-Clark made a motion to open the Proposal and Karen Meyer second. We do not refer to the Inspectors guide therefore the wording referring to the guide itself should be removed from the Rulebook. Most up to date information is on the website. The paper guide is outdated. It can be found under "Resources", then "Directories" then "Inspectors Directory". Tracy Dowd-Filla called the question. The Committee voted. Yes- Meyer, Klein, Dowd-Filla, Peaton, Keen, Whitby-Clark, Hoffmann, Gardner. Abstain- Tabor, Chestnut, Astin. Proposal passes.

19.) Change Rule. Diana Peaton – Measuring Pads and Shoes

Rikki Whitby-Clark made a motion to open the Proposal and Tracy Dowd-Filla second. Measuring and recording of pads and shoes are being done improperly. The Rulebook should match how we are measuring now. The Committee would like "E" also added to Rule 81.F Page 84. The Committee voted. Yes- Meyer, Klein, Dowd-Filla, Peaton, Keen, Whitby-Clark, Hoffmann, Gardner. Abstain- Tabor, Chestnut, Astin. Proposal passes.

Rikki Whitby made a motion to adjourn Jordan Gardner second. Meeting adjourned at 7:17pm CST.

The following Rule Proposals were developed during the Sub-Committee meeting and reviewed during the final Rules Committee meeting.

20.) Change existing Rule 54. Page 67. Rikki Clark – Equine Organization Shows

During the Sub-Committee Meeting this proposal was brought forth. It was discussed that this Rule is outdated and could be helpful for outside organizations who would like to host POA classes.

The Committee agrees that it is a promotional tool and will be beneficial for areas that lack POA shows. Tracy Keen made a motion to accept the Proposal and Charlene Astin second. The Committee voted. Yes- Klein, Dowd-Filla, Peaton, Keen, Whitby-Clark, Hoffmann, Astin, Gardner. Abstain- Chestnut.

21.) Add to Rule 8.5. Page 23. Cindi Hoffmann- Inhumane Treatment

Cindi Hoffmann made a motion to open the Proposal and Brady Chestnut second. The Committee feels this is current concern as need to be addressed. In 5.A. The wording "Practice Arenas" will be added. In 5.A.4. the wording "Below the elbow" will be added. In 5.A.5 the word "negligent" will be added. The wording "sullen, dull, lethargic, emaciated, drawn or overly tired" will be added. The Committee voted. Yes- Klein, Chestnut, Dowd-Filla, Whitby-Clark, Hoffmann, Astin, Gardner. No- Keen. Abstain- Peaton. Proposal passes.

Jordan Gardner made a motion to adjourn, Tracy Dowd-Filla second.

The meeting adjourned at 5:25pm

1. Proposed Change (select only one):
 _____ Add new rule

_____ Delete existing rule Reference Rule as it appears in the Current Official Handbook & Subsequent Supplements: Rule # _____ Page# _____

X Change existing rule Reference Rule as it appears in the Current Official Handbook & Subsequent Supplements: Rule # 53 plus more Page# _____ **Multiple rules & pages**

2. Proposed Effective Date: X January 1, 2022 Other: _____

3. Is this proposal changing a rule that was implemented within the last two years: Y (N)

4. Explain why this rule change is needed: (Use attachments if needed)
See attached

5. Contact Information of person submitting/proposing change:
 Name: Rikki Clark
 Address: 8931 Kansas Ave
 City: Kansas City State: KS Zip: 66111
 Daytime Phone: 913-302-9686
 E-Mail: ponypoa@aol.com
 Signature: [Signature] Date: 3/1/21

6. Writing proposed rule changes:

- Define the problem and develop as many possible solutions as you can by asking others for input.
- Choose one possible solution that appears to be the most appropriate and that fits the mission and goals of POAC
- Determine if any other rules would be affected if your proposal were to be adopted, and specify the rule numbers.
- Submit proper wording for a proposed rule change by typing or neatly printing the exact wording being proposed. If you propose changes to existing language, strike-through the words you propose to delete. Type in bold and italics the words you propose to add.
- Mentionous proposed rule changes submitted with sufficient documentation and specific explanations detailing reasons for the change: will be assigned to the respective committee(s). Rule changes submitted without sufficient documentation and specific explanations detailing reasons for the change will not be assigned to a committee.

Return completed form to: POAC/Stacey Stewart/Office Manager – 3828 S. Emerson Avenue – Indianapolis IN 46203.

WHY DO WE NEED TO CHANGE OUR POINTS SYSTEM?

WORKING TOGETHER-Currently, all states and regions are competing against one another to host the show with the most points, to hopefully gain the most exhibitors. This creates competition between the states and regions instead of fostering an inclusive feeling of working together as a whole within POAC. Regional shows are growing smaller and smaller, as people don't feel the need to travel to attend them since there are so many large pointed shows that might be closer to home. Changing state shows to A Points only will create an even playing field across the USA. Every state and region can get the same amount of points per weekend. This will entice exhibitors to travel to neighboring regional shows and help support state clubs. This could even help foster a "trailer race" as was seen in years past for those working towards national year-end awards.

COST- The cost of hosting multiple show types together with multiple judges creates larger entry fees for exhibitors. If we want to continue to be the "affordable family horse," we need to keep our costs down while still offering our state and regions a way to earn a profit.

NATIONAL CONGRESS SHOW- We want to keep our Congress show as the **LARGEST PREMIER** Show for our club. It should have the most incentive to make people want to attend, and by keeping the points the highest it will entice exhibitors to attend. This is a large money maker for our national club, and we want to preserve this show and keep exhibitors attending each year. Having too many large pointed shows spread out throughout the USA will prevent people from traveling to Congress and participating.

NEW MEMBERS- Currently, it is very confusing for members when we have so many different points systems. Simplifying the points system to only 1 set of points for state shows will help new members understand our shows and give them a chance to learn and grow within POAC instead of creating confusion.

COMPUTER SYSTEM- By utilizing our current points systems (but reducing the amount of different point options) it will cost \$0 to POAC to make these changes. Our computer system is already set up to use A points.

ROM's- ROM's will NOT need to adjust with this change in the point system. Exhibitors can still earn ROM's without requiring a change in the number of points needed to obtain ROM's. This will line us up to where we used to be with ROM's (prior to the addition of more show types), as ROM's were harder and more prestigious.

The Rules Committee suggests that the BOD review the number of Promo shows usually held per year, evaluate the financial impact on POAC from allowing less Promo shows per year, and potentially increase A Show fees to offset the loss of revenue from less Promo shows held per year. There is no intent with this rule change to financially impact POAC negatively by having less Promo Shows held per year.

Rule Book:

Inter-breed Competition (A-IBC) A Show 59 53 68-67

~~Building & Promotion (B&P) Shows 58 67~~

Point Tabulation, A Shows/ **A-IBC Shows** / Open Shows/~~Pony Rama State Fair Shows / County Fair Shows~~ 57 68

~~Point Tabulation, B&P/IBC/State Fair Shows 61 69~~

~~Pony Rama Shows 56 68~~

RULE 51. GENERAL SHOW REQUIREMENTS

D. Only POAC registered ponies may enter and compete in POAC-approved shows and classes. The exhibitor must be able to prove that the pony is properly registered with POAC by showing original registration papers or a photocopy of both sides of original registration papers. A Show Committee must request such proof of registration upon entering. Every entry must be entered under its full registered POAC name and number as shown on its papers. (Exception: A-IBC shows.)

RULE 52. SHOW APPROVAL

D. No POA show will be approved if there is another approved show on the same day within 100 miles (shortest driving distance). A club is allowed to have no more than three shows of any combination of show types in a weekend (four for a holiday weekend). ~~A Pony Rama is counted as two shows.~~

~~1. The limitation of having a maximum of two IBC/B&P shows during any two-day period does not apply to state or national holiday weekends.~~

RULE 53. CLASS A SHOWS

There is no limit to the number of Class A Shows that a state club or chapter may sponsor *per calendar year*. ***Class A Shows will be split into two classifications, Class A Show or A-IBC (Inter – Breed Competition) Show***

A. For both Class A Shows and A-IBC Shows:

1. A minimum of 12 halter classes with Junior and Reserve, Senior and Reserve, Grand and Reserve in stallions, mares, and geldings.
2. Ten performance classes and five gymkhana classes.
3. Six placings are required for a full class.

4. If any of the approved 19 & Over classes are offered at a show, then the corresponding youth class must also be offered. If the youth classes are not offered, then the 19 & Over classes will not receive any points. It is also the state Show Committee's option to offer none of the 19 & Over classes.

5. All ponies must meet the registration requirements as set out in Rule 24.A and B. All POAs except those with Permanent Height Cards Permanent Cards will be inspected for color and correct height for the pony's age. Ponies with an Official Measurement Card do not have to be measured. (OMCs issued before January 1, 2006.)

6. State clubs or chapters may hold up to three A shows / A-IBC shows per weekend, and up to four A shows / A-IBC shows per holiday weekend. There will be one judge per show.

1. Judges are to work independently. There shall be no consultation or visiting between judges during the actual judging.

2. No other POAC shows may be held in conjunction with Class A Shows or A-IBC Shows.

B. INTER-BREED COMPETITION WITH HALTER - A-IBC. This show allows POAs to combine with other breed associations in order to produce a profitable show. All classes will be offered with all breeds showing together.

1. A-IBC shows are required to offer a minimum of five 19 & Over classes. All classes on the showbill, including halter, will be offered with all breeds showing together. Classes will be divided by age group of rider and by height of animal in halter (51" and under; 51" to 54"; over 54") or by age of animal in halter (Yearling & Younger; 2 Years & Younger; and 3 Years & Older). POAC show posting fees are only for POAs (see appendix.)

RULE 56. PONY RAMA SHOWS - PR SHOWS

- A. Each state is allowed six Pony Rama shows per year. Regional clubs are limited to two Pony Rama shows per year.
- B. A Pony Rama is two shows judged simultaneously. For each class, placings are given by two independent judges. Therefore, there will be two sets of points awarded in all classes offered.
- C. Judges are to work independently. There shall be no consultation or visiting between judges during the actual judging.
- D. Class requirements, points and placings are the same as for A Shows. POAC posting fees are double (see Appendix).
- E. All POAs must meet the registration requirements to show, be inspected for color and be measured as in A Shows.

RULE 57. POINT TABULATION FOR A SHOWS, PONY RAMA SHOWS

For A Shows, A-IBC Shows, County Fairs Equine Organization Shows, and Open Show Affidavits, and Pony Rama Shows. For less than six in a full class, award sixth place points to lowest placing in class, fifth place points to next placing, etc. For larger classes, see bonus points chart, Rule 67.

RULE 58. BUILDING & PROMOTION SHOWS - B&P SHOWS

- A. Each state may hold no more than 10 total B&P and IBC shows per year. For example, if a state holds seven IBC shows, then they can hold only three B&P shows for that year. Building & Promotion Shows are to benefit POAC projects. Regional clubs are limited to two Building & Promotion Shows per year.
- B. Minimum class requirements are the same as for Class A Shows. Six placings are required for a full class. POAC per pony posting fee schedule is in the Appendix.
- C. All POAs must meet the registration requirements as set out in Rule 24.A and B. All POAs, except those with Permanent Height Cards, will be inspected for color and be measured for height appropriate for their age. Ponies with an Official Measurement Card issued before January 1, 2006 do not need to be measured.

RULE 59. INTER-BREED COMPETITION WITH HALTER - IBC This show allows POAs to combine with other breed associations in order to produce a profitable show.

- A. IBC shows are required to offer a minimum of five 19 & Over classes. All classes, including halter, will be offered with all breeds showing together. Classes will be divided by age group of rider, by height of animal in halter (51" and under; over 51" to 54"; over 54"). POAC show posting fees (only for POAs), points and placings are as in B&P Shows.
- B. Each state may hold no more than 10 total B&P and IBC shows per year. For example, if a state holds seven IBC shows, then they can hold only three B&P shows for that year. Regional clubs will be allowed two IBC shows per year.

~~C. All POAs must meet the registration requirements to show, be inspected for color and measured as in an A Show.~~

RULE 60. STATE FAIR SHOWS State fairs with POA classes sponsored by other than POA clubs or chapters may be approved by the CEO. Points are given regardless of the minimum number of classes offered. Points, placings, and fees are the same as for B&P A Shows.

~~**RULE 61. POINT TABULATION FOR B&P SHOWS, IBC for B&P Shows, IBC Shows, and State Fair Shows.** For less than six in a full class, award sixth place points to the lowest placing in class, fifth place points to next placing, etc. For larger classes, see bonus points chart, Rule 67.~~

~~Grand Champion—3 points
Reserve Grand Champion—2 points
Senior Champion—1 point
Reserve Senior Champion—0 points
Junior Champion—1 point
Reserve Junior Champion—0 points
1st place—18 points
2nd place—17 points
3rd place—16 points
4th place—15 points
5th place—14 points
6th place—13 points~~

RULE 63. PROMOTIONAL SHOWS At the discretion of the CEO, one Promotional Show may be allowed per state each year region when held in conjunction with a Regional Show. *Promotional shows cannot be held at any other time, except approved Specialty Shows (see Rule 65) OR Nationally Sponsored POA Shows that support the National Club (see Rule TBD.)* Eight placings are required for a full class, and Regional level points are awarded. These points, however, do not count toward ROM requirements for the Regional/Classic/National Congress and above percentages. Show approval and POAC per pony posting fees are listed in the Appendix.

Rule #TBD. Additional Nationally Sponsored POA Shows (from 2021 Supplement)

H. Such a nationally sponsored show may be held as a standalone show, or it may be held in conjunction with one other show, including *one* a Regional or *one* Promotional Show *only*. However, the total points received by winning a class at such a nationally sponsored show and at any show held in conjunction with it should be fewer points than exhibitors would receive by winning that class at Congress

Rule 96. RANCH RIDING

C. Classes may be run at a separate location and concurrently with other classes. The show committee or judge may designate a qualified person(s) over the age of 18 to judge this class. Judges' cards **MUST** be signed by the person judging the class. ~~Two judges are required at a Pony Rama or any double judged show.~~ **There must be one judge for each show being held (ex. If there are three A shows being held, there must be three judges.)**

RULE 113. HUNT SEAT EQUITATION OVER FENCES

A. Hunt Seat Equitation Over Fences may be run at a separate location and concurrently with other classes. The Show Committee or judge may designate a qualified person(s) over the

age of 18 to judge the jumping classes. Judges cards MUST be signed by the person judging the class. ~~Two judges are required for jumping at a Pony Rama.~~ **There must be one judge for each show being held (ex. If there are three A shows being held, there must be three judges.)**

RULE 116. TRAIL

- B. A. Trail classes may be run at a separate location and concurrently with other classes. The Show Committee or judge may designate a qualified person(s) over the age of 18 to judge trail. Judges cards MUST be signed by the person judging the classes. ~~When shows are run concurrently each show MUST have an individual judge.~~ **There must be one judge for each show being held (ex. If there are three A shows being held, there must be three judges.)**

RULE 122. OPEN JUMPING

- C. A. Open Jumping may be run at a separate location and concurrently with other classes. The Show Committee or judge may designate a qualified person(s) over the age of 18 to judge the jumping classes. Judges cards MUST be signed by the person judging the class. ~~Two judges are required for jumping at a Pony Rama.~~ **There must be one judge for each show being held (ex. If there are three A shows being held, there must be three judges.)**

RULE 123. HUNTER OVER FENCES

- A. Hunter Over Fences may be run at a separate location and concurrently with other classes. The Show Committee or judge may designate a qualified person(s) over the age of 18 to judge the jumping classes. Judges cards MUST be signed by the person judging the class. ~~Two judges are required for jumping at a Pony Rama.~~ **There must be one judge for each show being held (ex. If there are three A shows being held, there must be three judges.)**

SHOW FEES

~~Pony Rama Performance \$10.00/judge~~ ~~Halter Only \$6.00/judge~~
~~Building & Promotion (B&P) \$7.00/pony~~
~~Open, County Fair, Promo Performance \$4.00/pony~~ ~~Halter Only \$2.00/pony~~
~~Inter-breed Competition (IBC) \$7.00/pony~~
A Shows/ A-IBC Shows / Open Show Affidavits/ State Fair Shows / Equine Organization Shows / Promo Shows \$7.00/pony/judge

POAC Rule Change Proposal Form

Time
30930
Final

1. Proposed Change (select only one):

____ Add new rule

____ Delete existing rule Reference Rule as it appears in the Current Official Handbook & Subsequent

Supplements: Rule #

Page#

☒ Change existing rule Reference Rule as it appears in the Current Official Handbook & Subsequent

Supplements: Rule # 127

Page# 157-158

2. Proposed Effective Date: ☒ January 1, 20 22 Other: _____

3. Is this proposal changing a rule that was implemented within the last two years: Y ☒ N

4. Explain why this rule change is needed: (Use attachments if needed)

Change wording from Native American Costume to "Native American Regalia"
This and other changes will more appropriately honor Native Americans and
emphasize Native American heritage as opposed to having just a "costume"
class. Changes also remove boy/girl split from this class.
(See attached)

5. Contact Information of person submitting/proposing change:

Name: Pam Klein

Address: 713 Blue Mountain Dr

City: Fort Collins State: CO Zip: 80526

Daytime Phone: 970-282-3696

E-Mail: pamster111@yahoo.com

Signature: Pam Klein Date: Feb 15, 2021

6. Writing proposed rule changes:

- Define the problem and develop as many possible solutions as you can by asking others for input.
- Choose one possible solution that appears to be the most appropriate and that fits the mission and goals of POAC.
- Determine if any other rules would be affected if your proposal were to be adopted, and specify the rule numbers.
- Submit proper wording for a proposed rule change by typing or neatly printing the exact wording being proposed. If you propose changes to existing language, strike-through the words you propose to delete. Type in bold and italics the words you propose to add.
- Meritorious proposed rule changes submitted with sufficient documentation and specific explanations detailing reasons for the change will be assigned to the respective committee(s). Rule changes submitted without sufficient documentation and specific explanations detailing reasons for the change will not be assigned to a committee

Return completed form to: POAC/Stacey Stewart/Office Manager - 3828 S. Emerson Avenue - Indianapolis IN 46203.

Changes to Rule 127

Change the name of the class from Native American Costume to **Native American Regalia** and make other wording changes.

The changes to this rule were suggested by a friend of Janette Arends to more appropriately honor Native Americans and to emphasize Native American culture and history as opposed to having just a "costume" class.

This also deletes a paragraph in order to remove the boy/girl split for this class.

Rule 127. Costume Classes

F. Open Costume

1. Any type costume may be worn, unless the Native American ~~Costume~~ **Regalia** class is offered. If Native American ~~Costume~~ **Regalia** is offered, that ~~costume attire~~ cannot be worn in Open Costume.

G. Native American ~~Costume~~ **Regalia**

1. ~~This class is designed to provide participants an opportunity to learn about and honor the history and culture of Native Americans, and to understand the important role that horses had in many tribes.~~
2. ~~Consideration should be given to the material used and the design of the costume. Period costume is required to maintain the historical or traditional nature of the class. Authentic Native American regalia conforms to the original and reproduces the essential features of a tribe's regalia so as to honor the chosen tribe.~~
3. Material used in an authentic Native American costume may include ~~should be~~ ^{may include?} buckskin, suede cloth, flannel wool, velvet or cotton, but no plastic (~~except as noted for beading below~~). Some authentic costumes are ~~attire is~~ plain (as Navajo) and should not be discriminated against in favor of ~~one attire~~ that is overly done.
4. Quill work and real beading (loom beading, lazy stitch and appliqué stitch beading) should be given consideration over plastic beading and imitation beaded strips, although the latter is permissible. Articles beaded are ceremonial shirts, dresses, aprons, leggings, vests, moccasins, etc.
 - a. The Plains Native American designs are geometric triangles, hourglasses, crosses, oblongs, diamonds and terraces. ~~Background color usually denotes actual tribe, so the background of all beading on one costume should be the same.~~
 - b. The Navajos wore velvet, with cowry shells and other clothing made of handwoven cloth. Their blankets are famous for their geometric designs.
 - c. The Woodland Native Americans are from the Great Lakes, Eastern and Southeastern Coastal areas. The beading designs represented flowers, trees or leaves and were more rounded and curved. Appliquéd beading (single outline) of floral designs was also done on buckskin. Background colors are navy blue, black and red on wool and broadcloth.
5. **War Bonnets and Headgear**
 - a. The Plains Native Americans bonnets should be made of imitation eagle feathers, have a beaded, quilled or fur brow band, be full and wide brimmed and may have trailers. **Authentic eagle feathers may be used only by a member of a Native American tribe as prescribed by federal law.** The roach was also used by the Plains Native Americans, usually by dancers, and was decorated with their designs. ~~Some tribes used beaded hand bands to hold their roaches in place.~~ Warriors wore feathers and other decorations woven into their scalp locks (pieces of hair at the crown of their heads) and skins and cloth were also often woven into their braided hair. Headbands were never worn.

is by taking this attire

is by taking this attire

- b. Navajos and Southwestern Native Americans wore cloth headbands, some with feathers and decorations tied in to the knots in the back.
 - c. Woodland bonnets should be made of barred turkey feathers and should be narrow and high with a fur brow band. The roach is used and usually decorated with fur and woodland designs. These warriors also wore decorations and feathers in their hair and braids but did not wear headbands.
 - d. Feather caps, fur turbans and turbans made of animal heads and skins were worn by Plains and Woodland Native Americans.
6. **Moccasins**
- a. The Plains moccasins are usually plain-toed and decorated with colorful quillwork and sometimes a beaded border.
 - b. The Woodland moccasins have puckered toes with the center beaded or have velvet or flannel beaded insert. Sides of moccasins are also beaded.
7. **Traditionally** ~~All~~ women of all nations ~~were wore~~ plain clothes for everyday dress, but on special occasions, wore beaded and painted garments. ~~Women wore~~ **Hats were worn** in some tribes, but never ~~were~~ feathers or headbands. They often braided skins and ornaments into their braids.
8. **Trappings and Accessories**
- a. Appropriate imitation feathers used for trappings or backgrounds are permissible. ***Authentic eagle feathers may be used only by a member of a Native American tribe as prescribed by federal law.***
 - b. Bells are to be permitted unless the Show Committee advertises in advance that bells are prohibited.
 - c. Tapaderos are allowed.
 - d. A travois shall not be permitted.
9. A bridle that has been beaded or painted with Native American designs should be considered over a plain bridle. The judge should not discriminate against the use of a bridle over a rawhide bit (which is rawhide encircling lower jaw).
10. ***Native American nations were known to trade items with one another. Items specific to one or more nations may be used by the participant, and this practice may be explained upon presentation to the judge.***
- ~~11. If there are separate classes offered for Boys/Girls Native American Costume, then the males (Chiefs and Braves) shall show in the boys' class and the females (Princess or Squaw) shall show in the girls' class. Cross-dressing of sexes shall not be allowed. (Girls shall not dress as chief and braves, etc.) Show Committees are urged to offer separate Native American Costume classes for boys and girls. [Delete entire paragraph, which also removes boy/girl split.]~~

Also change the wording to ***Native American Regalia*** in the following:

Rule 66.I.2 (Congress class list)

Rule 100.B.2 (Non-timed points list)

Rule 146.D.13 and 146.D.20 (National Year-End Awards)

Tim
Final
42

POAC Rule Change Proposal Form

1. Proposed Change (select only one):
☐ Add new rule
☐ Delete existing rule Reference Rule as it appears in the Current Official Handbook & Subsequent Supplements: Rule # _____ Page# _____
☒ Change existing rule Reference Rule as it appears in the Current Official Handbook & Subsequent Supplements: Rule # 71.6.12 Page# 79

2. Proposed Effective Date: X January 1, 2022 Other: _____

3. Is this proposal changing a rule that was implemented within the last two years: Y N

4. Explain why this rule change is needed: (Use attachments if needed)

We have been allowing judges at our National congress and International Futurity to have judged other POAC approved shows within 30 days of said show. Changes are necessary to avoid this from happening in the future.

12. Any judge who has been contracted to judge any major POAC event (Regional, World, International Futurity, and National Congress) will not be allowed to judge another POAC-approved event 60 days 30-days prior to or after the major event in the same region that the major event is being held. The exception this is state fairs.

Cindi Hoffmann
541 N Grant Avenue
Janesville, WI 53548
(608) 751-9652
crmechan4@gmail.com
2/10/2021

Cindi Hoffmann

- and goals of POAC.
- c. Determine if any other rules would be affected if your proposal were to be adopted, and specify the rule numbers.
 - d. Submit proper wording for a proposed rule change by typing or neatly printing the exact wording being proposed. If you propose changes to existing language, strike-through the words you propose to delete. Type in bold and italics the words you propose to add.
 - e. Meritorious proposed rule changes submitted with sufficient documentation and specific explanations detailing reasons for the change will be assigned to the respective committee(s). Rule changes submitted without sufficient documentation and specific explanations detailing reasons for the change will not be assigned to a committee.

Return completed form to: POAC/Stacey Stewart/Office Manager - 3828 S. Emerson Avenue - Indianapolis IN 46203.

POAC Rule Change Proposal Form

1. Proposed Change (select only one):
☐ Add new rule
☐ Delete existing rule Reference Rule as it appears in the Current Official Handbook & Subsequent Supplements: Rule # _____ Page# _____
☒ Change existing rule Reference Rule as it appears in the Current Official Handbook & Subsequent Supplements: Rule # 1000.1.2 Page# 72

2. Proposed Effective Date: ☒ January 1, 2022 Other: _____

3. Is this proposal changing a rule that was implemented within the last two years: Y ☒ N

4. Explain why this rule change is needed: (Use attachments if needed)
Remove pleasure driving 18+ under and pleasure driving
from the list of licensed classes for the National
Competition. Classes can still be held but are not required to be
over the past five years - 3 years had 0 entries in either
class, 2 years had one entry. Each year awards in excess
of \$100 for each class are purchased. No driving classes currently
of \$100 for each class are purchased. No driving classes currently
5. Contact Information of person submitting/proposing change: court towards high points

Name: Lisa Hoffmann
Address: 541 N Grant
City: Janeville State: WI Zip: 53548
Daytime Phone: 608 751 9652
E-Mail: amuel@llc-smail.com
Signature: Lisa Hoffmann Date: 2/10/21

6. Writing proposed rule changes:
- Define the problem and develop as many possible solutions as you can by asking others for input.
 - Choose one possible solution that appears to be the most appropriate and that fits the mission and goals of POAC.
 - Determine if any other rules would be affected if your proposal were to be adopted, and specify the rule numbers.
 - Submit proper wording for a proposed rule change by typing or neatly printing the exact wording being proposed. If you propose changes to existing language, strike-through the words you propose to delete. Type in bold and italics the words you propose to add.
 - Meritorious proposed rule changes submitted with sufficient documentation and specific explanations detailing reasons for the change will be assigned to the respective committee(s). Rule changes submitted without sufficient documentation and specific explanations detailing reasons for the change will not be assigned to a committee.

Return completed form to: POAC/Stacey Stewart/Office Manager - 3828 S. Emerson Avenue - Indianapolis IN 46203.

1.21.98

POAC Rule Change Proposal Form

1. Proposed Change (select only one):
☐ Add new rule
☐ Delete existing rule Reference Rule as it appears in the Current Official Handbook & Subsequent Supplements: Rule # _____ Page# _____
☒ Change existing rule Reference Rule as it appears in the Current Official Handbook & Subsequent Supplements: Rule # 122 W Page# 152

2. Proposed Effective Date: ☒ January 1, 2022 Other: _____

3. Is this proposal changing a rule that was implemented within the last two years: Y ☒ (N)

4. Explain why this rule change is needed: (Use attachments if needed)

See attached revision to rule
This rule is outdated regarding spotters in the arena dictating to
the judges when faults occur. The judges at the National Congress
have noted they feel they can more than adequately judge the
class without the use of spotters.

5. Contact Information of person submitting/proposing change:

Name: Linda Hoffmann

Address: 5111 Mansfield

City: Janesville

Daytime Phone: 1608-751-4657

State: WI Zip: 53548

E-Mail: lindahoffmann@gmail.com

Signature: Linda Hoffmann

Date: 2/10/21

6. Writing proposed rule changes:

- a. Define the problem and develop as many possible solutions as you can by asking others for

Rule 122

W. The show judge shall judge all disobediences and ensure that the rider follows the prescribed pattern. "Spotters" shall be positioned to observe each jump closely for touch and knockdown faults, and report to the judge for tabulation. The spotters shall be appointed by the Show Committee. Each spotter shall be responsible for no more than three jumps. The judge(s) shall tabulate all faults and report the total to the announcer. This method will be used at Regional and the National Congress Show. At all other shows, the number of spotters shall be at the discretion of the Show Committee (a minimum of two spotters should be used).

RULE 113. HUNT SEAT EQUITATION OVER FENCES

A. Hunt Seat Equitation Over Fences may be run at a separate location and concurrently with other classes. The Show Committee or judge may designate a qualified person(s) over the age of 18 to judge the jumping classes. Judges cards **MUST** be signed by the person judging the class. ~~Two judges are required for jumping at a Pony Rama. There must be one judge for each show being held (ex., If there are three A shows being held, there must be three judges).~~

B. This class is judged on the rider's hands, legs, position, balance, aids, and control of the pony over fences. *The purpose of this class is to evaluate the rider's correctness and ability over the fences. The class objective is to judge the rider's ability over the fences, not the pony. Only the effect the rider has on the pony is to be considered. How a rider elects to ride the course, the pace and approach to the jumps are used to evaluate the rider's judgment and ability. Refer to Rule 112 regarding the position of the rider.*

~~C. All exhibitors in the age division of 13 & Under or 18 & Under shall run the same pattern posted for that class.~~

C. Fence Heights. *Jump heights to be measured at the center of the jumps. Spreads shall not be greater than the height for that age group.*

1. Fence Heights. 9 & Under, Minimum 12" – Maximum 18" (cross rails encouraged)
2. 10-13 and 13 & Under, Minimum 18" – Maximum 24"
3. 14-18 and 18 & Under, Minimum 24" – Maximum 30"
- ~~4. Jumps heights to be measured at the center of the jumps. Spreads shall not be greater than the height for that age group.~~
4. *All exhibitors in the age division of 13 & Under or 18 & Under shall run the same pattern posted for that class.*

D. Judging

1. The performance begins when the pony enters the ring ~~or is given the signal to proceed after entering the ring. Except for refusals, jumping faults of the pony are not to be considered unless it is the fault of the rider's ability.~~
2. *Circling once upon entering the ring (courtesy circle) is permissible. If a rider steps into the wrong lead for one or two strides only before or on the courtesy circle, it is noted on the score sheet, which may be used as a tie breaker in the event of a ride of equal quality and score. ~~Riders have the option of entering the arena at any gait (unless otherwise stated on the course),~~ Riders should enter the ring at a walk or trot, and may make the transition to canter from halt, walk, or trot before approaching the first fence. Riders should proceed around the course keeping an even cantering pace throughout.*
3. *At the end of the course, rider must obtain correct lead to properly turn around end of arena before breaking into final trot circle. The class is not over until the exhibitor trots a circle and walks out of the ring. Riders should leave the arena at a walk unless otherwise instructed.*
4. *Except for refusals and knockdowns, jumping faults of the pony are not to be considered unless it is the result of the rider's ability.*
5. *If a refusal occurs in a double or triple, competitors must re-jump all obstacles in the combination.*
6. *In case of knockdowns, the judge will determine a base score for each competitor's performance, and a knockdown penalty of will be deducted from the base score. See Rule 122. L, Table of Faults.*

7. In cases of broken equipment, the rider may choose to continue without penalty, or may voluntarily withdraw and be eliminated. In the case of loss of shoe by pony, rider may either continue without penalty or voluntarily withdraw and be eliminated. In the case of loss of headgear or unbuckling of chinstrap anywhere in the arena, rider must stop immediately, and will be eliminated.

8. Outside assistance will be penalized at the judge's discretion, up to and including elimination.

9. See Scoresheets on POAC website for further judging criteria.

E. Course Diagrams and Obstacles

1. Courses must be posted at least one hour before the scheduled time of the class. If a time is stated, classes may not be started prior to that time without permission of all exhibitors in that class.

2. Courses should consist of a minimum of four fences and require at least eight jumping efforts and include at least one change of direction. No lines should be drawn on the course diagram to show the route to be taken.

3. ~~A ground line is required for each take-off side.~~ A ground line is required for each side of an obstacle that will be jumped in the course.

4. Jumps should be similar to those found in the hunt field, see Rule 123.E. Striped poles are discouraged.

5. ~~Course diagrams should be described as in Rule 122 and Rule 123, and no lines should be drawn by the Show Committee showing the line or route to be taken.~~

5. It is recommended to offer this class after its corresponding Hunter Over Fences class.

6. Refer to Rule 123, D-E. regarding hunter courses, required obstacles, and course requirements. The course should enable the rider to be judged on their ability to establish and maintain an even hunting pace.

7. At least one practice jump should be available in the warm-up area.

F. Disobediences, Major Faults and Eliminations (Refer to Rule 122.H-K.)

1. The following result in elimination:

a. Three cumulative refusals.

b. Fall of pony and/or rider.

c. Off course.

d. After the knockdown of an obstacle that must be re-jumped during the course, jumping the obstacle before it is reset or without waiting for a signal to proceed.

e. Failure to wear ASTM/SEI approved headgear, failure to fasten chinstrap, or loss of headgear (must remain in place on top of the head) anywhere on course (rider must stop course immediately).

2. Disobediences and Major Faults that can be cause for elimination:

a. A refusal.

b. Knockdown.

c. Loss of stirrup(s).

d. Loss of rein(s).

e. Trotting while on course when not part of test

f. Run-out or loss of forward movement.

g. Counter-canter.

h. Crossfire.

i. Incorrect diagonal.

G. Each contestant may circle once if desired before approaching the first jump. He shall then proceed around the course keeping an even cantering pace throughout. If a refusal occurs in a double or triple fence, riders shall re-jump all elements of the combination. Any or all contestants may be called back to perform at a walk, trot, and canter, or to execute any tests listed under Hunt Seat Equitation (Rule 112) at the judge's discretion.

H. Tack and Attire. Hunt Seat Tack and Attire are required. See Rules 106 and 107.

I. Disqualifications. Also see Rule 102.

Please note: Strikethroughs do not necessarily indicate that text has been completely deleted. Text may have been moved to another section of the rule.

RULE 122. OPEN JUMPING

A. Open Jumping may be run at a separate location and concurrently with other classes. The Show Committee or judge may designate a qualified person(s) over the age of 18 to judge the jumping classes. Judges cards **MUST** be signed by the person judging the class. ~~Two judges are required for jumping at a Pony Rama. There must be one judge for each show being held (ex. If there are three A shows being held, there must be three judges.)~~

~~B. This class is scored mathematically, based on penalty faults incurred between the starting line and the finish line. Placing in the class is based on faults first, timing second, when and timing is used in a regular round or and in a jump-off. The pony, rider or attire is not judged.~~

B. Open Jumping is a scored and timed event.

1. Time allowed will be used. The time allowed to complete the course should be calculated from an actual measurement of the course's length (and based on a minimum speed of 330 yards per minute). The length of the course must be announced and/or posted prior to the start of the class by the Show Committee.

a. The judge should ensure that the course has been properly measured and the time allowed calculated according to the speed.

b. The time allowed may only be adjusted by the judge after the first competitor completes the round without a disobedience and not later than following the third competitor to complete the course without a disobedience.

c. After the competitor has completed their round, the time allowed, and the competitor's time, should be announced.

d. The maximum time limit to complete the course is double the time allowed.

e. A one-second time fault is charged for each second or fraction thereof by which the time allowed is exceeded. Any competitor whose time including penalty seconds exceeds the maximum time limit is eliminated.

2. At state level shows, a jump off is not required. In that case, there will only be one round, and the class will be judged on faults first, and time second. At Regional-level and higher shows, a jump-off is required, if needed.

C. Fence Heights. Obstacles must be measured in the center of the jump. Spreads shall not be greater than the height for that age group.

1. 9 & U Minimum 12" – Maximum 18" (Jump-off 24"); Cross rails encouraged in the first round. Straight rails may be used for jump-offs. Raise only suggested when third jump is required. At the National Congress and Regional Shows, the jumps may be set at 18" minimum to encourage clean rounds and 24" maximum.

2. 10-13 & 13 & Under Minimum 18" – Maximum 24" (Jump-off 30")

3. 14-18 & 18 & Under Minimum 24" – Maximum 30" (Jump-off 36")

4. All exhibitors in the age division of 13 & Under or 18 & Under shall run the same pattern posted for that class.

~~D. If a pony makes two or more faults at an obstacle, only the major fault counts. In the case of equal faults, one counts. (Exception: Disobediences count in addition.)~~

~~E. When an obstacle is composed of several elements in the same vertical plane, a fault at the top element is the only one penalized.~~

D. Judging

1. When an obstacle to be taken in one effort is composed of several elements not in the same vertical plane (e.g., oxer, triple bar), faults at more than one element are penalized only once.
2. In combinations, the faults committed at each obstacle are scored separately. In case of refusal or run out at one element of a combination (and upon the judge's signal that the obstacle has been reset, if necessary), the competitor must re-jump the entire combination.
3. In cases of broken equipment ~~or loss of shoe~~, the rider ~~may choose to must~~ continue if he ~~without penalty, wishes to avoid penalty stop and correct the difficulty and be penalized 3,~~ or may voluntarily withdraw ~~and be eliminated. In the case of loss of shoe by pony, rider may either continue without penalty or voluntarily withdraw and be eliminated. In the case of loss of headgear or unbuckling of chinstrap anywhere in the arena, rider must stop immediately, and will be eliminated.~~

~~a. An eliminated competitor may make one attempt to jump an additional single obstacle, which may be designated by the judge(s), but he may not continue.~~

4. The pony, rider or attire is not judged.

5. Riders receiving physical assistance from outside the ring (e.g., longe whips, etc.) while on course will be eliminated.

6. *See Scoresheets on POAC website for further judging criteria.*

E. Start and Finish

1. Failure to enter the ring within 1 minute of being called or failure to cross the starting line within 1 minute after audible signal (bell, horn, whistle, or buzzer) to proceed has been given incurs elimination.

2. *Exhibitors* are to enter the ring at the command of the judge, proceeding through the course at a trot, canter, or gallop.

3. *Both a starting line and a finish line of at least 15 feet in front or behind the obstacle must be indicated by markers. Pony must start and finish by passing between markers. Time shall begin from the instant the pony triggers the electric timer at the starting line until it reaches the finish line. An electronic timer must be used. The electric timer will be official.*

a. If the electric timer malfunctions, a re-run will be given, provided that a qualified pattern was run. Only one re-run is given (unless timer fails). If the contestant is eliminated during the re-run, no additional runs are given. If the electric timer cannot be repaired and a class has been partially timed by the electric timer, the class will be re-run and all contestants timed by stopwatches.

b. If an electric timer becomes defective for the day, then three stopwatches should be used, the official time being the middle time (e.g., if times of 72.0, 70.0, and 73.0 seconds are read, 72.0 will be official. If two or three times are identical, then they will be official). Timing will begin and end when the pony's nose crosses the start and finish line when stopwatches are used.

4. An audible signal (bell, horn, whistle, or buzzer) is used for the following purposes:

- a. to give the signal to start;
- b. to stop a competitor in the event of an unforeseen incident (which also designates a time-out);
- c. to indicate that an obstacle must be reset before being retaken after it has been knocked down ~~during a refusal~~ (designating a time-out);
- d. to give the signal for a competitor to continue ~~his~~ the round after an interruption, also designating a time-out (NOTE: it is the rider's responsibility to be ready to continue on the course when the signal is given.)

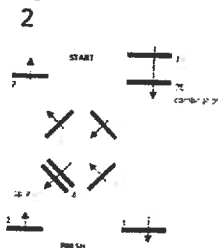
- e. to indicate by repeated and prolonged ringing that the competitor has been eliminated.

1. At least two ~~one~~ practice jumps should be available in the warm-up area.

F. Courses

1. Courses must be posted at least one hour before the scheduled time of the class. *If a time is stated*, classes may not be started prior to that time without permission of all exhibitors in that class. *Jump-off courses should be posted prior to the beginning of the Open Jumping class. At state-level shows, if no jump-off will be held, this must be announced at least one hour before the start of the class and it is recommended to be posted on the course diagram.*
- ~~1. Obstacles should be attractive, colorful, varied, and appropriate to their setting. Their components must be capable of being knocked down and should be neither so light nor poorly supported that they fall at a slight touch, or so heavy or firmly supported that they can hardly be dislodged. Jump heights to be measured at the center of the jump. Spreads shall not be greater than the height for that age group.~~
- ~~2. There should be at least one change of direction in every course including jump-off courses.~~
2. Every course must contain a minimum of eight jumping efforts and include at least one change of direction. *A ground line is required for each take-off side.*
3. One obstacle should be a spread obstacle.
4. At least one combination may be included in every course. Double (in and out) and triple (three jumps) are optional.
5. At least one practice jump should be available in the warm-up area.
6. *The diagram or plan of the course must show the obstacles, which must be taken in the order indicated by numbers. Apart from the order and direction, the rider is not bound to follow a certain track. An arrow is used on the diagram to indicate the direction in which each obstacle is to be taken. No lines should be added by the Show Committee showing a track to be taken.*
7. The following is an example of a course diagram; other patterns and obstacles are encouraged.

H. Posting Courses



G. Obstacles Requirements

1. *Obstacles can be attractive, colorful, varied, and appropriate to their setting.*
2. *Components must be capable of being knocked down and should be neither so light nor poorly supported that they fall at a slight touch, or so heavy or firmly supported that they can hardly be dislodged.*
3. All obstacles should be a minimum 12' in length and *are recommended to have wings.*
4. A ground line is required for each side of an obstacle that will be jumped in the course.

5. Spread obstacles should have the back element a minimum of 3" taller than the height of the front element and no higher than 6". ~~The width of the spread should not exceed 3'6"~~. A solid element (i.e., coop, wall, etc.) may not be used as part of the farthest element.
6. Brush obstacles must have a clearly visible rail placed above or beyond them.
7. Combination obstacles, doubles, or triples, should have a minimum inner distance of 20' and a maximum distance of 39.5'. The distance is measured from the base of an obstacle on the landing side to the base of the next obstacle on the take-off side. Any obstacles with 39.5' or less between them must be designated as a combination **obstacle** by numbering them **on the course diagram** with a single number and the use of A and B or A, B and C.
8. Minimum distance between **separate** obstacles should be **at least 40'**.

H. Disobediences

1. Refusals: Stopping in front of an obstacle to be jumped, whether or not the pony knocks it down or displaces it, is penalized as a disobedience. Stopping at an obstacle without knocking it down and without backing, followed immediately by jumping from a standstill, is not penalized. However, if the stop continues, or if the pony backs even a single step or circles to retake the ~~course~~ **obstacle**, a refusal is incurred.
2. Run-out: Evading or passing the obstacle to be jumped, ~~or the finish line, or jumping an obstacle outside its limiting markers is penalized as a disobedience, or when the pony or rider knocks down a flag, standard, or wing, or other element limiting the obstacle (without obstacle being jumped.)~~...
3. After a run-out or refusal, the competitor must, before proceeding on course, re-jump the obstacle at which the disobedience occurred or be eliminated. If the flag, standard, wing or obstacle has not been reset when the competitor is ready to jump, ~~he~~ **they** must await the signal to start or be eliminated.
4. Loss of Forward Movement: Halting or stepping backward after crossing the start line, (unless due to a refusal, run-out or an order from the judge due to unforeseen circumstances such as a fence being blown down), will be penalized as a disobedience. Loss of forward movement on banks will not be scored as a disobedience unless the pony takes a step backward.
5. Circling: Any form of circle or circles whereby the pony crosses its original track between two consecutive obstacles or stops advancing toward or turns away from the next fence except to retake an obstacle after a disobedience, is considered a disobedience. This is **determined by the judge**. ~~a judgment call.~~ (Note: Coming sideways or zigzagging toward an obstacle does not constitute a disobedience unless the pony passes or turns its back to the next obstacle or the finish line.)

I. Falls. **A fall of the pony or rider results in Elimination.**

1. A rider is considered to have fallen when ~~he is~~ **they are** separated from ~~his~~ **their** pony (that has not fallen) in such a way as to necessitate remounting or vaulting into the saddle.
2. A pony is considered to have fallen when the shoulder and haunch on the same side have touched the ground or an obstacle and the ground.

J. Knockdowns

1. An obstacle is considered knocked down when, in jumping an obstacle, a pony or rider, by contact:
 - a. lowers any part thereof which establishes the height of the obstacle or the height of any element of a spread obstacle, even when the obstacle is arrested in its fall by some other portion of the obstacle.
 - b. moves any part thereof, which establishes the height of the obstacle so that it rests on a different support from the one on which it was originally placed.

2. Should a pole resting in a cup come to rest on the lip of the cup, or on a bracket, which is an integral part of the cup, it is not considered a knockdown. Narrowing the width of a spread obstacle without altering the height of any elements as defined in a.) and b.) above is not considered a knockdown. If an obstacle falls after a competitor leaves the ring, it is not considered a knockdown.

~~P. Touches. Touches are scored as outlined below. At a brush obstacle, touching the brush alone without touching the framework, standards, or pole, is not scored.~~

K. Off Course: A competitor is considered off course when ~~he~~ *they* deviates from the course as shown by the diagram and jump an obstacle prior to rectifying the deviation. **Off Course results in Elimination.**

L. Table of Faults

| | |
|--|----------------------|
| 1. Touch of obstacle with any portion of pony's body behind stifle: | 1/2 fault |
| 2. Touch of obstacle with any portion of pony's body in front of stifle, or with any part of rider or equipment: | 1 fault |
| {Touches of ground lines are scored as in 1 and 2} | |
| 3. Touch of standard or wing in jumping obstacle with any part of pony, rider or equipment: | 1 fault |
| 4. Touch of flag, automatic timing equipment or other designated markers on start or finish lines or flags standing alone marking the limits of banks, ditches, and water jumps, with any part of pony, rider, or equipment during the round: | 1 fault |
| 1. Knockdown of obstacle or standard with any portion of pony, rider, or equipment, when jumping an obstacle: | 4 faults |
| 2. Knockdown of automatic timing equipment, other designated markers on start and finish lines or flags standing alone marking the limits of banks, ditches, and water jumps: | 4 faults |
| 3. A one-second time fault is charged for each second or fraction thereof by which the time allowed is exceeded. One second or fraction thereof equals 1 time fault. | |
| 4. First disobedience: | 3 faults |
| 5. Second cumulative disobedience anywhere on course: | 6 faults |
| 6. Third cumulative disobedience anywhere on course: | Elimination |
| 7. Fall of pony and/or rider: | Elimination |
| 8. Jumping an obstacle before it is reset, or without waiting for signal to proceed: | Elimination |
| 9. Failure to enter ring within 1 minute of being called: | Elimination |
| 10. Starting before judge's signal to proceed: | Elimination |
| 11. Failure to cross the starting line within 1 minute after signal to proceed: | Elimination |
| 12. Jumping an obstacle before crossing start line unless the obstacle is designated as a practice obstacle or after crossing the finish line, whether forming part of the course or not: | Elimination |
| 13. Off course: | Elimination |
| 14. Deliberately addressing an obstacle (Penalized at any time pony is in the ring): | Elimination |
| 15. Rider and/or pony leaving the arena before finishing the course (Penalized at any time pony is in the ring): | Elimination |
| 16. Passing the electric timer finish line before completion of course. | Elimination |
| 17. Exceeding the <i>maximum</i> time limit or <i>time including penalty seconds exceeds the maximum time limit.</i> | Elimination |

18. Failure to wear ASTM/SEI approved headgear, failure to fasten chinstrap or loss of headgear (must remain in place on top of the head) anywhere on course (rider must stop course immediately):

Elimination

19. Disqualifications listed under Rule 102:

Elimination

M. Jump-offs will be held using the original course, altered as follows:

- 1. A jump-off is required at Regional level shows, nationally sponsored shows, and the National Congress whenever two or more exhibitors have the same number of faults, including time faults.**
- 2. Obstacles may be lowered or raised in 3" increments, maximum heights are listed in Rule 122. C.**
- 3. The sequence of obstacles may be in any order as long as the original direction over jumps is maintained, with the exception that vertical obstacles may be jumped in the opposite direction from the first round.**
- 4. Courses may be shortened after the first round but must have a minimum of six obstacles. This course can include obstacles that might not have been used in the first round. However, the course may not be shortened to less than 50 percent of the original obstacles and must include at least one vertical jump and one spread jump. There should be at least one change of direction.**
- 5. When a jump-off is required, the winner will be decided on time only if faults are equal. If two or more ponies are disqualified in the timed jump-off and are tied for faults, they are not to be re-jumped, but should flip a coin to break the tie.**
- 6. The time taken will be used to break all ties with jumping faults and/or the combination of jumping and time faults during a jump-off.**
- 7. Time shall begin from the instant the pony triggers the electric timer at the starting line until it reaches the finish line. (Exception: Timing will begin and end when the pony's nose crosses the start and finish line when stopwatches are used, see E. 3. b.) Time shall be stopped while a knocked down jump is being reset as described in Rule 122. E.**

S. Jump-Offs

- 1. A jump-off is necessary whenever two or more exhibitors have the same number of faults. Those exhibitors not involved in the jump-off retain their placings regardless of the scores in the resulting jump-off.**
- 2. Obstacles may be lowered or raised in 3" increments to a maximum height of 36", measured in the center of the jump. Obstacles may also be broadened or narrowed within the guidelines.**
- 3. Jump-off courses should be posted prior to the beginning of the class.**
- 4. Timed jump-offs shall be taken from the instant the pony's chest reaches the start line until it reaches the finish line.**
- 5. The course may not be shortened to less than six obstacles and must include at least one vertical and one spread obstacle.**

N. The show judge shall judge all disobediences and ensure that the rider follows the prescribed pattern. "Spotters" shall be positioned to observe each jump closely for touch and knockdowns faults, and report to the judge for tabulation quickly reset the obstacle if possible if it is required to jump a second time within the course. The spotters shall be appointed by the Show Committee. Each spotter shall be responsible for no more than three jumps. Spotters will also be required to stop and start the electric timer when asked by the judge (see Rule 122.E.) The judge shall tabulate all faults and report the total to the ring announcer. This method will be used at Regional-level shows, nationally sponsored shows,

and the National Congress Show. At all other shows, the number of spotters shall be at the discretion of the Show Committee (a minimum of two spotters ~~should be used~~ **is recommended**).

~~U. Tack. See Rule 106, Hunt Seat Tack.~~

~~V. Attire. See Rule 107.~~

O. Tack and Attire. Hunt Seat Tack and Attire required. See Rules 106 and 107.

P. Disqualifications. Also see Rule 102.

RULE 123. HUNTER OVER FENCES

A. Hunter Over Fences may be run at a separate location and concurrently with other classes. The Show Committee or judge may designate a qualified person(s) over the age of 18 to judge the jumping classes. Judges cards **MUST** be signed by the person judging the class. ~~Two judges are required for jumping at a Pony Rama.~~ **There must be one judge for each show being held (ex., If there are three A shows being held, there must be three judges).**

B. **The Hunter Over Fences pony represents the type of pony used in the hunt field. The pony should possess manners, jumping ability, style, pace, and quality. The Hunter Over Fences pony must be able to demonstrate the ability to provide the rider with a smooth, comfortable, and safe ride.**

C. Fence Heights. **Jump heights to be measured at the center of the jumps. Spreads shall not be greater than the height for that age group.**

1. 9 & Under, Minimum 12" – Maximum 18" (cross rails encouraged)

2. 10-13 and 13 & Under, Minimum 18" – Maximum 24"

3. 14-18 and 18 & Under, Minimum 24" – Maximum 30". ~~Jump heights to be measured at the center of the jumps. Spreads shall not be greater than the height for that age group.~~

4. All exhibitors in the age division of 13 & Under or 18 & Under shall run the same pattern posted for that class.

D. Judging

1. All classes are judged 60% on performance and manners; 30% on type, conformation, quality, and substance; and 10% on appointments.

a. Judges must penalize unsafe jumping and bad form over fences, whether touched or untouched.

b. Circling once upon entering the ring (courtesy circle) is permissible. ***Circling once on a loose rein for soundness at the trot, after jumping the last fence while still mounted and prior to leaving the arena is required; failure to do so will result in elimination.***

~~The exit circle shall be made once and shall begin with a canter, slow to a jog and Riders should exit arena at a walk walking.~~

c. ~~Upon completion of the course and prior to leaving the arena, each pony competing for an award shall trot a circle in front of the judge(s) for soundness.~~

d. In cases of broken equipment, the competitor may either **choose to** continue without penalty, or stop and correct the difficulty **and, in which case he will be penalized 3 faults, or voluntarily withdraw and be eliminated.** ~~If a pony throws a shoe, the~~ **In the case of loss of shoe by pony, rider may either continue without penalty or voluntarily withdraw. In the case of loss of headgear or unbuckling of chinstrap anywhere in the arena, rider must stop immediately, and will be eliminated.**

e. **When an obstacle is composed of several elements, any disturbance of these elements will be penalized; however, only a reduction in height of the top element shall be considered a knockdown.**

f. **When an obstacle requires two or more fences, faults committed at each obstacle are considered separately. In case of a refusal or runout at one obstacle, exhibitor must re-jump all obstacles in the combination.**

g. **EXTREME SPEED SHALL BE PENALIZED**

h. Quality, substance, and soundness. Judges must penalize but not necessarily eliminate ponies with structural faults, defects, and blemishes ~~(such as pin firing)~~ in areas which might impair their activity and durability.

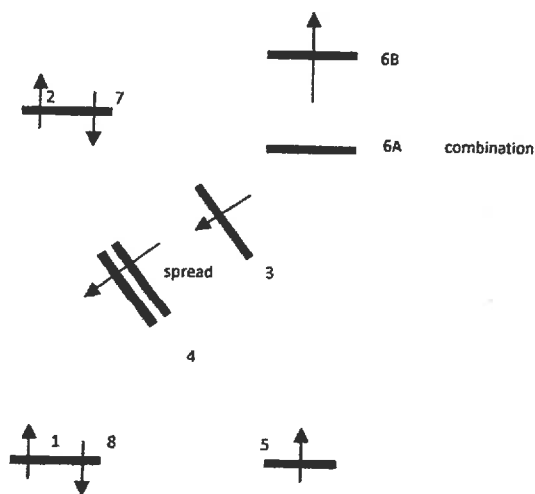
i. Performance. An even hunting (cantering) pace, manners, jumping style and way of moving over the course ~~as well as when being jogged for soundness.~~ Manners and suitability of pony for rider to be emphasized.

j. Outside assistance will be penalized at the judge's discretion, up to and including elimination.

k. See Scoresheets on POAC Website for further judging criteria.

E. Course Diagrams

1. ~~Course diagrams shall be posted at least one hour before scheduled time of classes.~~ **Courses must be posted at least one hour before the scheduled time of the class. If a time is stated, classes may not be started prior to that time without permission of all exhibitors in that class.**
2. **Every course must have a minimum of eight obstacles of four different types and include at least one change of direction.**
3. **One obstacle should be a spread obstacle.**
4. **At least one practice jump should be available in the warm-up area.**
5. The diagram or plan of the course must show the obstacles, which must be taken in the order indicated by numbers. Apart from the order and direction, the rider is not bound to follow a certain track, ~~except as in Rule 122.~~ An arrow is used on the diagram to indicate the direction in which each obstacle is to be taken. No lines should be added by the Show Committee showing a track to be taken.
6. **The following is an example of a course diagram; other patterns and obstacles are encouraged.**



F. Types of Obstacles

1. Obstacles should simulate those found in the hunting field such as natural post and rail, brush, stone wall, white board fence or gate, chicken coop, hedge, oxer, etc. ~~Obstacles should be minimum of 48' apart.~~ **Striped rails are discouraged.**
2. **Components must be capable of being knocked down and should be neither so light nor poorly supported that they fall at a slight touch, or so heavy or firmly supported that they can hardly be dislodged.**

3. Chicken coops hinged at the top and free at the bottom, triple bars, and hogs back, striped rails, targets, and spreads over 2'6" and square oxers are prohibited.
4. ~~Every course must have a minimum of eight obstacles of four different types. All obstacles should be 12' in length and are recommended to have wings. have wings or pole wings. One change of direction should be included in the course. Striped rails are discouraged.~~
5. **A ground line is required for each side of an obstacle that will be jumped in the course.**
6. ~~The course should include one spread obstacle. In spread obstacles the back element should be a minimum of 3" higher than the front element and not more than 6". A ground line is required for the take-off side of each obstacle to be jumped. Spread obstacles should have the back element a minimum of 3" taller than the height of the front element and no higher than 6". A solid element (i.e., coop, wall, etc.) may not be used as part of the farthest element.~~
7. ~~Brush obstacles must have a clearly visible rail placed above or beyond them.~~
8. ~~Combination obstacles, doubles, or triples, should have a minimum inner distance of 20' and a maximum distance of 39.5'. The distance is measured from the base of an obstacle on the landing side to the base of the next obstacle on the take-off side. Any obstacles with 39.5' or less between them must be designated as a combination obstacle by numbering them on the course diagram with a single number and the use of A and B or A, B and C.~~
9. **Minimum distance between separate obstacles should be at least 40'.**
6. ~~The top element of all obstacles must be securely placed so a slight rub will not cause a knockdown.~~
7. ~~A ground line should be placed on each side from which the obstacle is to be jumped.~~

G. **Disobediences and Faults.** The following faults are scored according to the judge's discretion and depending on severity, may be considered minor or major faults.

1. Faults

- a. Light touches or rubs against a jump
- b. Showing an obstacle to a pony
- c. Missing a lead change
- d. Switching leads
- e. Kicking out
- f. Spooking or shying
- g. Pinning ears or wringing tail
- h. Jumping out of form
- i. Not straight or in center of fence
- j. Poor presentation of pony or rider
- k. Knockdown of any part of an obstacle
- l. Refusals
- m. Trotting while on course when it is not specified
- n. Bucking
- o. Stopping for loss of shoe or broken equipment
- p. Circling and or pulling up at jump shall be considered a refusal
- q. Dangerous jumping

2. **Eliminations. The following result in elimination. Also refer to Rule 122.H-K, (Disobediences, Falls, Knockdowns, Off Course)**

- a. Three **cumulative** refusals
- b. Off course
- c. Jumping a fence before it is reset
- d. Jumping obstacles not included in the course
- e. Bolting from the arena

f. Fall of pony or rider

~~g. Failure to wear approved protective headgear or failure to have headgear securely fastened under chin.~~ ***Failure to wear ASTM/SEI approved headgear, failure to fasten chinstrap, or loss of headgear (must remain in place on top of the head) anywhere on course (rider must stop course immediately).***

h. Not circling once on a loose rein for soundness at the trot, after jumping the last fence, while still mounted and prior to leaving the arena.

~~i. Disqualifications as listed in Rule 102.~~

H. Tack and Attire. Hunt Seat Tack and Attire required. See Rules 106 and 107.

I. Disqualifications. Also see Rule 102.

RULE 124. HUNTER HACK

A. ~~The~~ Hunter Hack should move in the same style as a working hunter *in Hunter Over Fences (see Rule 123.)* ~~Light contact with the pony's mouth is required.~~ Ponies should be obedient, alert, responsive, and move freely. The class will be judged on an even pace and style over fences, flat work, manners, and way of going. *The purpose of hunter hack is to give ponies an opportunity to show their skill over low fences and on the flat. The poll should be level with, or slightly above the withers, to allow proper impulsion behind. The head should not be carried behind the vertical, giving the appearance of intimidation, or be excessively nosed out, giving a resistant appearance.*

B. ~~Hight of Fences~~ **Fence Heights:** Ponies are first required to jump two fences. *Obstacles must be measured in the center of the jump.*

1. 9 & Under – 12" (cross rails are encouraged)
2. 10-13, 13 & Under – 18"
3. 14-18, 18 & Under – 24" (measured at the center of the jump) in height.
3. ~~A ground line is required for each obstacle.~~

C. **Judging**

1. *In Hunter Hack, the over fences portion shall be judged under guidelines similar to Hunter Over Fences, with faults as in Rule 123.I. Ponies eliminated in the over fence portion of the class shall be disqualified.*
2. *Placing of the class shall be determined by allowing a minimum of 70% for individual fence work and a maximum of 30% for work on the flat.*
3. *Ponies considered for an award are to be shown at a walk, trot, and canter both ways of the ring with light contact.*
4. *See Scoresheets on POAC website for further judging criteria.*

D. **Course Diagrams & Obstacles**

1. *Ponies are first required to jump two fences.*
2. *The course will not contain combinations such as one or two stride elements, oxers, or spread jumps.*
3. *If the obstacles are set in a straight line, they must be set a minimum of 40' apart, or but 60' apart is recommended.*
4. *A ground line is required for each jump.*
5. *After completing the two jumps, the competitor shall hand gallop around a turn, halt at a marker, back, and then stand quietly. At the judge's signal, they then should exit the ring or return to the line-up on a loose rein.*

E. **Disobediences, Faults and Eliminations.**

1. **Eliminations.** *The following result in elimination. Also refer to Rule 122.H-K, (Disobediences, Falls, Knockdowns, Off Course)*
 - a. *Three cumulative refusals.*
 - b. *Fall of pony and/or rider.*
 - c. *Off course.*
 - d. *Bolting from the arena.*
 - e. *Failure to wear ASTM/SEI approved headgear, failure to fasten chinstrap, or loss of headgear (must remain in place on top of the head) anywhere on course (rider must stop course immediately).*
2. **Disobediences and Faults Over Fences.** *Refer to Hunter Over Fences, Rule 123.I.1.*
3. **Faults During Rail Work.** *Faults to be scored accordingly, but not necessarily cause disqualification during the rail work, include:*
 - a. *Being on wrong lead at the canter and/or wrong diagonal at the trot*

- b. Excessive speed (any gait)*
- c. Excessive slowness (any gait)*
- d. Breaking gait*
- e. Failure to take gait when called*
- f. Head carried too low or too high*
- g. Nosing out or flexing behind the vertical*
- h. Opening mouth excessively*
- i. Stumbling*

F. Tack and Attire. Hunt Seat Tack and Attire are required. See Rules 106 and 107.

G. Disqualifications. Also see Rule 102.

~~G. Disobediences. See Rule 123, Hunter Over Fences~~

POAC Rule Change Proposal Form

1. Proposed Change (select only one):
☒ Add new rule *add to pointed / approved classes / can count for high point*
☐ Delete existing rule Reference Rule as it appears in the Current Official Handbook & Subsequent Supplements: Rule # _____ Page# _____
☐ Change existing rule Reference Rule as it appears in the Current Official Handbook & Subsequent Supplements: Rule # _____ Page# _____
2. Proposed Effective Date: _____ January 1, 20____ Other: _____
3. Is this proposal changing a rule that was implemented within the last two years: Y N
4. Explain why this rule change is needed: (Use attachments if needed)

Youth Halter Station, Youth Halter Mares and Youth Halter Geldings were proposed and added to the POAC National Congress schedule a number of years ago. In the past 5 years, the 3 classes together have averaged 42 entries each year proving the popularity of these classes. Offering them as approved classes that count for national points and high points standings would increase entries above their current levels. With the emphasis on youth in our breed and their already proven popularity, these classes should be an asset to our list of national annual classes.

Cindi Hoffmann
541 N Grant Avenue
Janesville, WI 53548
(608) 751-9652
cmneehan4@gmail.com
2/10/2021

Cindi Hoffmann

- and goals of POAC:
- c. Determine if any other rules would be affected if your proposal were to be adopted, and specify the rule numbers.
 - d. Submit proper wording for a proposed rule change by typing or neatly printing the exact wording being proposed. If you propose changes to existing language, strike-through the words you propose to delete. Type in bold and italics the words you propose to add.
 - e. Meritorious proposed rule changes submitted with sufficient documentation and specific explanations detailing reasons for the change will be assigned to the respective committee(s). Rule changes submitted without sufficient documentation and specific explanations detailing reasons for the change will not be assigned to a committee.

Return completed form to: POAC/Stacey Stewart/Office Manager - 3828 S. Emerson Avenue - Indianapolis IN 46203.

* Do we have "must show in Halter to qualify for HighPoint"?

Halter Classes, ~~Group~~ **Additional**

93 91

Get of Sire, Produce of Dam, Mare & Foal, Most Colorful, **Youth Halter****RULE 93. GROUP ADDITIONAL HALTER CLASSES AND OTHERS****A. General**

1. ~~These classes are to be judged 75% on conformation and 25% on uniformity of the animals.~~ No discrimination should be made by the judge on age of the ponies.
2. Only Tentative or Permanent registered POAs are eligible for these classes.

B. Classes:

1. Get of Sire. Sire must be Tentative, Permanent or ID registered POA of proper height (alive or deceased). Three ponies of any age **and of any sex** are to be shown (**by same sire, but may be out of different dams**). Can be of combined ownership. ID foals cannot enter. Sire is not to be shown.
 - a. ***Class to be judged 75% on conformation and 25% on uniformity of the animals. See Rule 91. B-E for additional judging criteria.***
 - b. ***This class is optional at all show levels.***
 - c. ***This class does not count towards National Year End Awards, ROM's, or any High Point Awards.***
2. Produce of Dam. Dam must be Tentative, Permanent or ID registered POA of proper height (alive or deceased). Two ponies of any age **and of any sex** are to be shown (of same dam, but may be by different sires). **Can be of combined ownership**. ID foals cannot enter. Dam is not to be shown.
 - a. ***Class to be judged 75% on conformation and 25% on uniformity of the animals. See Rule 91. B-E for additional judging criteria.***
 - b. ***This class is optional at all show levels.***
 - c. ***This class does not count towards National Year End Awards, ROM's, or any High Point Awards.***
3. Mare & Foal. Tentative or Permanent registered mare, of proper height, and Tentative registered foal **of any sex**, of proper height, of current year. ID dams or foals cannot enter.
 - a. ***Class to be judged 75% on conformation and 25% on uniformity of the animals. See Rule 91. B-E for additional judging criteria.***
 - b. ***This class is optional at all show levels.***
 - c. ***This class does not count towards National Year End Awards, ROM's, or any High Point Awards.***
4. Most Colorful. May be divided by sex, or age of pony, or combined in one class. Must be Tentative or Permanent registered POAs.
 - a. Ponies to be judged 80% on color, 20% on conformation, action, substance, quality, and manners. ***See Rule 91. B-E for additional judging criteria.***
 - b. ***This class is optional at all show levels.***
 - c. ***See Rule 151 regarding ROM's for Most Colorful.***
 - d. ***See Rule 146 regarding Year End Awards for Most Colorful.***
5. Youth Halter. ***These classes are optional at the Regional and National level shows.***

a. Classes are for exhibitors 18 & Under and any age pony. Classes will be split into three divisions:

i. Youth Halter Stallions.

ii. Youth Halter Geldings.

iii. Youth Halter Mares.

b. Class to be judged as described in Rule 91. A-E.

c. Classes count towards the High Point Pony Award and One Pony / One Rider Award at each show, see Rule 86. C.1. and 86. C. 4.

d. Exhibitors may show in open halter AND youth halter at the same show.

e. This class is optional at Regional or above National Level Shows only.

f. This class does not count towards National Year End Awards or ROM's.

RULE 66. NATIONAL CONGRESS SHOW

I. The minimum classes to be offered are listed below. The class list must be approved by the POAC Office. National Board of Directors.

1. All halter classes listed under Rule 92 shall be offered. In addition, the show may offer Mare and Foal, Get of Sire, ~~and~~ Produce of Dam ~~and Most Colorful~~. Post entries are permitted in these ~~additional halter group~~ classes if the ponies have been entered in at least one other class in the show at the time entries closed.

1:50:29

Finkel

POAC Rule Change Proposal Form

1. Proposed Change (select only one):

☐ Add new rule

☐ Delete existing rule Reference Rule as it appears in the Current Official Handbook & Subsequent Supplements: Rule # _____ Page# _____

☒ Change existing rule Reference Rule as it appears in the Current Official Handbook & Subsequent Supplements: Rule # 116 N. 3 Page# 123

2. Proposed Effective Date: ☒ January 1, 2022 Other: _____

3. Is this proposal changing a rule that was implemented within the last two years: Y ☒ N ☐

4. Explain why this rule change is needed: (Use attachments if needed)

Industry standards allow for raised poles at the trot and lope, except in certain divisions (novice, etc).

Change rule to read:

3. Ride over at least four logs or poles. These can be in a straight line, curved, zigzag or raised. The space between the logs is measured and the path the pony takes is the measuring point. The space between walk overs 20" to 24"; trot overs 3' to 3'6"; lope overs 6' to 7'. Walk overs may be elevated to 12" and should be a minimum of 22" apart. Trot overs and lope overs cannot be elevated. ~~Replace with...~~ Trot overs may be elevated to 8". Lope overs may be elevated to 8". The height should be measured from the ground to the height of the obstacle. Trot overs and lope overs cannot be elevated in 9 & Under or Novice classes. All elevated elements must be placed in a cup, notched block, or otherwise secured so they cannot roll.

In Hand

Cindi Hoffmann
541 N Grant Avenue
Janesville, WI 53548
(608) 751-9652
cmeehan4@gmail.com
2/10/2021

Cindi Hoffmann

- you propose to delete. Type in bold and underline the words you propose to delete.
- e. Meritorious proposed rule changes submitted with sufficient documentation and specific explanations detailing reasons for the change will be assigned to the respective committee(s). Rule changes submitted without sufficient documentation and specific explanations detailing reasons for the change will not be assigned to a committee.

Return completed form to: POAC/Stacey Stewart/Office Manager - 3828 S. Emerson Avenue - Indianapolis IN 46203.

Raised Trail Poles

Change Rule 116 N 3

3. Ride over at least four logs or poles. These can be in a straight line, curved, zigzag or raised. The space between the logs is measured and the path the pony takes is the measuring point. The space between walk overs is 20" to 24"; trot overs 3' to 3'6"; lope overs 6' to 7'. Walk overs may be elevated to 12" and should be a minimum of 22" apart. ~~Trot overs and lope overs cannot be elevated.~~ *Replace with...* **Trot overs may be elevated to 8". Lope overs may be elevated to 8". The height should be measured from the ground to the height of the obstacle. Trot overs and lope overs cannot be elevated in 9 & under, Novice, or In Hand classes. All elevated elements must be placed in a cup, notched block, or otherwise secured so they cannot roll.**

2:13:50 8

POAC Rule Change Proposal Form

X 1. Proposed Change (select only one):
Add new rule Rule 129 "O"

Delete existing rule Reference Rule as it appears in the Current Official Handbook & Subsequent Supplements: Rule # _____ Page# _____

Change existing rule Reference Rule as it appears in the Current Official Handbook & Subsequent Supplements: Rule # _____ Page# _____

2. Proposed Effective Date: _____ January 1, 20 22 Other: _____

3. Is this proposal changing a rule that was implemented within the last two years: Y N

4. Explain why this rule change is needed: (Use attachments if needed)

See Attached _____ 22 _____

5. Contact Information of person submitting/proposing change:

Name: Tracy Filla

Address: 9114 NE 201st Ave

City: Camas

State: WA

Zip: 98607

Daytime Phone: 360 606 6367

E-Mail: tdowd10@gmail.com

Signature: Tracy Filla

Date: 2-14-21

6. Writing proposed rule changes:

- Define the problem and develop as many possible solutions as you can by asking others for input.
- Choose one possible solution that appears to be the most appropriate and that fits the mission and goals of POAC.
- Determine if any other rules would be affected if your proposal were to be adopted, and specify the rule numbers.
- Submit proper wording for a proposed rule change by typing or neatly printing the exact wording being proposed. If you propose changes to existing language, strike-through the words you propose to delete. Type in bold and italics the words you propose to add.
- Meritorious proposed rule changes submitted with sufficient documentation and specific explanations detailing reasons for the change will be assigned to the respective committee(s). Rule changes submitted without sufficient documentation and specific explanations detailing reasons for the change will not be assigned to a committee

Return completed form to: POAC/Stacey Stewart/Office Manager – 3828 S. Emerson Avenue – Indianapolis IN 46203.

Excessive use of whips, bats, over unders, spurs or abuse of the pony will be cause for disqualification from the class up to dismissal from the entire show, at the judges and or the show committees discretion. In the case of dismissal from the show, the show committee will be included on the decision. The judges and or show committees decision is final. See rule 8 A5 for more information

This rule is needed to protect our association and protect the animals from abusive circumstances.

POAC Rule Change Proposal Form

Final

1. Proposed Change (select only one):

☐ Add new rule

☐ Delete existing rule Reference Rule as it appears in the Current Official Handbook & Subsequent Supplements: Rule # _____ Page# _____

☒ Change existing rule Reference Rule as it appears in the Current Official Handbook & Subsequent Supplements: Rule # 129 Page# 161

2. Proposed Effective Date: ☒ January 1, 2022 Other: _____

3. Is this proposal changing a rule that was implemented within the last two years: Y N

4. Explain why this rule change is needed: (Use attachments if needed)

See Attached

5. Contact Information of person submitting/proposing change:

Name: Tracy Fila

Address: 4119 NE 26th Avenue

City: Camas

State: WA

Zip: 98607

Daytime Phone: 360 606 6367

E-Mail: tgowd16@gmail.com

Signature: Tracy Fila

Date: 2-14-21

6. Writing proposed rule changes:

- Define the problem and develop as many possible solutions as you can by asking others for input.
- Choose one possible solution that appears to be the most appropriate and that fits the mission and goals of POAC.
- Determine if any other rules would be affected if your proposal were to be adopted, and specify the rule numbers.
- Submit proper wording for a proposed rule change by typing or neatly printing the exact wording being proposed. If you propose changes to existing language, strike-through the words you propose to delete. Type in bold and italics the words you propose to add.
- Meritorious proposed rule changes submitted with sufficient documentation and specific explanations detailing reasons for the change will be assigned to the respective committee(s). Rule changes submitted without sufficient documentation and specific explanations detailing reasons for the change will not be assigned to a committee

Return completed form to: POAC/Stacey Stewart/Office Manager – 3828 S. Emerson Avenue – Indianapolis IN 46203.

Rule 129 page 161

L. States that "Ropes are not permitted except in roping class"

I propose we change this verbage to "**Roping** (add) ropes are not permitted except in roping class" and strike out "~~Any object attached to the saddle is considered a rope~~"

M. Change to Chaps, spurs, bats, whips, (add) **over-unders** are optional.

4. Explain why this rule is needed?

We allow bats, whips, hand whips during games/gymkhana. We should allow an over-under as it is a whip. Our rule book states that ropes are not allowed during gaming and any object attached to the saddle is considered a rope. Thus, making an over under illegal. All gaming associations allow over unders. The only difference is an over under whip is attached to the horn so you can easily find it.

Split reins are also allowed if knotted and can be used to over under a pony also. Split reins can be accidently pulled on when using as a over under, so having an actual over under attached to the saddle would be a better idea.

Another issue is that many kids and adults like to hang their whip, bat, or hand whip on the saddle horn during flag events so their hands are free to grab flags. If they hang these on the horn they are disqualified.

POAC Rule Change Proposal Form

10
Final
Declined

1. Proposed Change (select only one):

 Add new rule

 Delete existing rule Reference Rule as it appears in the Current Official Handbook & Subsequent Supplements: Rule # _____ Page# _____

X Change existing rule Reference Rule as it appears in the Current Official Handbook & Subsequent Supplements: Rule # 98 VII 1. Page# 96

2. Proposed Effective Date: _____ January 1, 2022 Other: _____

3. Is this proposal changing a rule that was implemented within the last two years: (Y) N

4. Explain why this rule change is needed: (Use attachments if needed)

5. Contact Information of person submitting/proposing change:

Name: Tracy Filla

Address: 4119 NE 261st Ave

City: Camas, WA

State: WA

Zip: 98607

Daytime Phone: 360 606 6367

E-Mail: tdowdill@gmail.com

Signature: Tracy Filla

Date: 2-14-21

6. Writing proposed rule changes:

- Define the problem and develop as many possible solutions as you can by asking others for input.
- Choose one possible solution that appears to be the most appropriate and that fits the mission and goals of POAC.
- Determine if any other rules would be affected if your proposal were to be adopted, and specify the rule numbers.
- Submit proper wording for a proposed rule change by typing or neatly printing the exact wording being proposed. If you propose changes to existing language, strike-through the words you propose to delete. Type in bold and italics the words you propose to add.
- Meritorious proposed rule changes submitted with sufficient documentation and specific explanations detailing reasons for the change will be assigned to the respective committee(s). Rule changes submitted without sufficient documentation and specific explanations detailing reasons for the change will not be assigned to a committee

Return completed form to: POAC/Stacey Stewart/Office Manager – 3828 S. Emerson Avenue – Indianapolis, IN 46203.

Rule 98 page 96 and on the poac website under "non- pro rules"

VI. Non Pro Divisions

1. Add ***Those who choose to designate Non Pro WT can not cross enter to any canter classes in any other division.***

4. Why is this rule needed

This let's the riders who designate Non Pro WT to be able to win something too. Riders who can win canter classes and futurities should let our riders who prefer to trot only or horses that are only finished at a trot to have a chance to be successful in their division.

* Not Allow people to try to Canter/Lope
* This was discuss @ BOD last year + voted down
* limits Ranch + Western Riders

POAC Rule Change Proposal Form

11
Final

1. Proposed Change (select only one):

Add new rule



Delete existing rule Reference Rule as it appears in the Current Official Handbook & Subsequent Supplements: Rule # 17I Page# 47

Change existing rule Reference Rule as it appears in the Current Official Handbook & Subsequent Supplements: Rule # _____ Page# _____

2. Proposed Effective Date: _____ January 1, 20 22 Other: _____

3. Is this proposal changing a rule that was implemented within the last two years: Y (N)

4. Explain why this rule change is needed: (Use attachments if needed)

Room is a color that is not a pattern. It is a
modifier.
Having it listed as a pattern in addition to rule 6 is not
only genetically incorrect it is confusing.

5. Contact Information of person submitting/proposing change:

Name: Tracy Keen

Address: 3288 SE Harvard Ave

City: Aracata

State: FL Zip: 34266

Daytime Phone: 863-990-6893

E-Mail: tpoas8@gmail.com

Signature: Tracy Keen

Date: 1/14/21

6. Writing proposed rule changes:

- Define the problem and develop as many possible solutions as you can by asking others for input.
- Choose one possible solution that appears to be the most appropriate and that fits the mission and goals of POAC.
- Determine if any other rules would be affected if your proposal were to be adopted, and specify the rule numbers.
- Submit proper wording for a proposed rule change by typing or neatly printing the exact wording being proposed. If you propose changes to existing language, strike-through the words you propose to delete. Type in bold and italics the words you propose to add.
- Meritorious proposed rule changes submitted with sufficient documentation and specific explanations detailing reasons for the change will be assigned to the respective committee(s). Rule changes submitted without sufficient documentation and specific explanations detailing reasons for the change will not be assigned to a committee

Return completed form to: POAC/Stacey Stewart/Office Manager – 3828 S. Emerson Avenue – Indianapolis IN 46203.

POAC Rule Change Proposal Form

12
Final

add pattern - white spots over hips

1. Proposed Change (select only one):

☒ Add new rule

17I

Page #47

☐ Delete existing rule Reference Rule as it appears in the Current Official Handbook & Subsequent Supplements: Rule # _____ Page# _____

☐ Change existing rule Reference Rule as it appears in the Current Official Handbook & Subsequent Supplements: Rule # _____ Page# _____

2. Proposed Effective Date: _____ January 1, 20 21 Other: _____

3. Is this proposal changing a rule that was implemented within the last two years: Y ☒ N

4. Explain why this rule change is needed: (Use attachments if needed)

We are finding many homozygous horses that are being registered are being registered incorrectly. Many of these are solid with white spots over hips. They are being registered as roan or snowflakes which - they are clearly not.

5. Contact Information of person submitting/proposing change:

Name: Tammy Kean

Address: 3288 SE Hansen Ave

City: Avon State: FL Zip: 34266

Daytime Phone: 863-940-6893

E-Mail: tcpoac@gmail.com

Signature: Tammy Kean Date: _____

6. Writing proposed rule changes:

- Define the problem and develop as many possible solutions as you can by asking others for input.
- Choose one possible solution that appears to be the most appropriate and that fits the mission and goals of POAC.
- Determine if any other rules would be affected if your proposal were to be adopted, and specify the rule numbers.
- Submit proper wording for a proposed rule change by typing or neatly printing the exact wording being proposed. If you propose changes to existing language, strike-through the words you propose to delete. Type in bold and italics the words you propose to add.
- Meritorious proposed rule changes submitted with sufficient documentation and specific explanations detailing reasons for the change will be assigned to the respective committee(s). Rule changes submitted without sufficient documentation and specific explanations detailing reasons for the change will not be assigned to a committee

Return completed form to: POAC/Stacey Stewart/Office Manager - 3828 S. Emerson Avenue - Indianapolis IN 46203.

POAC Rule Change Proposal Form

15
3:25:30 Sent to
Breeder's

1. Proposed Change (select only one):
☐ Add new rule

☐ Delete existing rule Reference Rule as it appears in the Current Official Handbook & Subsequent Supplements: Rule # _____ Page# _____

☒ Change existing rule Reference Rule as it appears in the Current Official Handbook & Subsequent Supplements: Rule # 56 Rule 24. E 6 Page# 54

2. Proposed Effective Date: ☒ January 1, 20 21 Other: _____

3. Is this proposal changing a rule that was implemented within the last two years: Y N

4. Explain why this rule change is needed: (Use attachments if needed)

Change to: Can be used for breeding (Mares and stallions registered with APHC)
It has been brought to our attention that 1/2 Arab - POA crosses would have acceptable pedigree based upon their 1/2 Arab papers. Some for example to go, was it the intent of the original rule.

5. Contact Information of person submitting/proposing change:

Name: Tracy Keen

Address: 3288 S. Hansd Ave

City: Arcadia

State: FL Zip: 34266

Daytime Phone: 863-990-6893

E-Mail: tcpoac@gmail.com

Signature: Tracy Keen

Date: 1/20/21

6. Writing proposed rule changes:

- Define the problem and develop as many possible solutions as you can by asking others for input.
- Choose one possible solution that appears to be the most appropriate and that fits the mission and goals of POAC.
- Determine if any other rules would be affected if your proposal were to be adopted, and specify the rule numbers.
- Submit proper wording for a proposed rule change by typing or neatly printing the exact wording being proposed. If you propose changes to existing language, strike-through the words you propose to delete. Type in bold and italics the words you propose to add.
- Meritorious proposed rule changes submitted with sufficient documentation and specific explanations detailing reasons for the change will be assigned to the respective committee(s). Rule changes submitted without sufficient documentation and specific explanations detailing reasons for the change will not be assigned to a committee

Return completed form to: POAC/Stacey Stewart/Office Manager - 3828 S. Emerson Avenue - Indianapolis IN 46203.

POAC Rule Change Proposal Form

recommended

1. Proposed Change (select only one):
X Add new rule

____ Delete existing rule Reference Rule as it appears in the Current Official Handbook & Subsequent Supplements: Rule # _____ Page# _____

____ Change existing rule Reference Rule as it appears in the Current Official Handbook & Subsequent Supplements: Rule # _____ Page# _____

2. Proposed Effective Date: _____ January 1, 20 22 Other: _____

3. Is this proposal changing a rule that was implemented within the last two years: Y N

4. Explain why this rule change is needed: (Use attachments if needed)
See attached Form.

5. Contact Information of person submitting/proposing change:

Name: Rikki Clark

Address: 8931 Kansas Ave

City: Kansas City

State: KS

Zip: 66111

Daytime Phone: 913-302-9686

E-Mail: ponypoa@aol.com

Signature: [Signature]

Date: 2/10/21

6. Writing proposed rule changes:

- Define the problem and develop as many possible solutions as you can by asking others for input.
- Choose one possible solution that appears to be the most appropriate and that fits the mission and goals of POAC.
- Determine if any other rules would be affected if your proposal were to be adopted, and specify the rule numbers.
- Submit proper wording for a proposed rule change by typing or neatly printing the exact wording being proposed. If you propose changes to existing language, strike-through the words you propose to delete. Type in bold and italics the words you propose to add.
- Meritorious proposed rule changes submitted with sufficient documentation and specific explanations detailing reasons for the change will be assigned to the respective committee(s). Rule changes submitted without sufficient documentation and specific explanations detailing reasons for the change will not be assigned to a committee

Return completed form to: POAC/Stacey Stewart/Office Manager – 3828 S. Emerson Avenue – Indianapolis IN 46203.

4. If at any time, a pony is unwanted, unusable or simply ready for retirement, a Safe Haven Ambassador, if possible, will assist in providing or finding a suitable home for the pony. This is a voluntary program and does not guarantee that a buyback or exchange of money will occur nor that a horse is assured a home, as situations can and do change. It allows members an opportunity to keep track of and provide for the long-term care of horses they've bred, owned, or admired. Several other breed associations have similar programs (called Full Circle) to assist in finding homes for horses in their registry. Many ponies end up in bad situations, sometimes kill pens, and if these ponies had a Safe Haven Ambassador listed on file, maybe it would give these ponies a soft landing in a loving home. A logo would be added to registration papers that indicates the pony is in this program. The logo could be added to the computer system and printed off, it could be a physical stamp that's stamped on the papers, or it could be a sticker that is ordered with the logo and placed on the papers. Each form that's mailed in could be kept in a physical or electronic file that could be looked up by staff when people call in inquiring about a pony in the program. Fees could be added to the program to help with revenue for the home office. This program would help benefit the long-term welfare of ponies in our registry.

Safe Haven Home Offer Program

ADD: Rule 17. Safe Haven Home Offer Program

If at any time, this pony is unwanted, unusable or simply ready for retirement, a Safe Haven Ambassador, if possible, will assist in providing or finding a suitable home for the pony.

- A. *A Safe Haven Ambassador is someone interested in providing a home for a pony or helping find a suitable home for a pony.*
- B. *This is a voluntary program and does not guarantee that a buyback or exchange of money will occur nor that a horse is assured a home, as situations can and do change.*
- C. *Safe Haven Ambassadors information will be kept on file at the home office. If someone contacts the home office requesting information about the Safe Have Home Offer Program for a pony needing placement, the home office will release a copy of the filled out Safe Haven Home Offer Program Form to them (blank form can be found on the website). That person will oversee contacting the Safe Haven Ambassador directly, POAC will not be responsible for finding a suitable home for the pony nor will they be involved in the outcome of the situation.*
 - 1. *Breeders can select the option to opt into the Safe Haven Home Offer Program upon initial registration for free. Forms will be on the website and should be sent in with initial registration.*
 - 2. *New owners can select to opt into the Safe Haven Home Offer Program upon transfer of ownership for a fee (see Appendix). Forms will be on the website.*
 - 3. *Previous owners or admirers of the pony can also select to opt into the Safe Haven Home Offer Program upon filling out the form and sending in fee (See Appendix.) Forms will be on the website.*
 - 4. *An individual can also become a Safe Haven Ambassador and select the option to be contacted for ANY pony needing a home or help finding a suitable home. A separate form will need to be filled out with this option selected. Any time POAC is contacted requesting help from the Safe Haven Home Offer Program, this Safe Haven Ambassador's contact information would be released to them.*
 - 5. *Multiple Safe Haven Ambassadors can be on file for an individual pony. The earliest postmarked date of the Safe Haven Home Offer Program Form will be used to determine which Safe Haven Ambassador will be contacted first. If they are unable or not interested in assisting, the next Safe Haven Ambassador will be contacted in line.*
- D. *At any time, you can remove yourself as a Safe Haven Ambassador if needed by contacting the home office with a written and signed request to be removed.*
- E. *A logo for the Safe Haven Home Offer Program will be added to the front of the pony's registration papers to indicate that the pony has a Safe Haven Ambassador on file with the home office.*
 - 1. *Contact information for the Safe Haven Ambassador will not be listed on the pony's registration papers. Safe Haven Ambassadors give their permission to allow POAC to provide their contact information listed on the Safe Haven Home Offer Program Form on file to those in possession of the pony.*

* Limits ?
* Breeding ?
* Showing ?



Safe Haven Home Offer Program



Pony Information: _____ OR Any Pony Needing A Home: _____
(Skip this section if you select Any Pony Needing A Home)

Pony's Registered Name: _____

Pony's Registration #: _____ Year Foaled: _____ Sex: S G M

Contact Information for Safe Haven Ambassador:

First Name: _____ Last Name: _____ Membership #: _____

Address: _____

City: _____ State: _____ Zip: _____

Phone Number: _____ Alt Phone Number: _____

Email Address: _____

By enrolling this pony in the Safe Haven Home Offer Program and providing your contact information, you give POAC permission to provide that information to an individual inquiring as to the pony's Safe Haven Home Offer Program enrollment.

Printed Name: _____

Signature: _____

Date: _____

Mail Completed form & Payment to: Pony of the Americas Club Inc.
Safe Haven Home Offer Program
3828 S. Emerson Avenue
Indianapolis, IN 46203

Payment: Check Visa Master Card (Circle One)
Credit Card Convenience Fee is 3% of the total or \$5.00, whichever is greater.

Card Number: _____ Exp Date: _____ CV2# _____

Name on Card: _____

Billing Address: _____ City/State/Zip: _____

Authorized Signature: _____

Fees:

-With Initial Registration-FREE

-For ANY Pony Needing A Home-FREE

-With Transfer of Ownership- \$ _____

-Previous Owners & Pony Admirers- \$ _____

Revised 2/21

Safe Haven Home Offer Program

Optional Placement



Pony Of the Americas Club, Inc.

Certificate of Registration

Tentative Registration

| | | | |
|--------------------|---|--------------|---|
| Name | CWRALittleImpulsiveVixen | Number | T-55156 |
| Sex | Mare | Foaled | 03/27/2020 |
| Breeder | Rikki Clark | Address | Kansas City, KS |
| Current Owner | Rikki Clark | Address | Kansas City, KS |
| Original Owner | Rikki Clark | Address | Kansas City, KS |
| Sire | Dutch Colored Impulse 50236 | Dam | Executive Little Princes 52114 |
| Sire's Sire | A Perfect Impulse 46640 | Dam's Sire | Gold Executive 48360 |
| Sire's Dam | Pal Robyn 85332 | Dam's Dam | Little Debby 47045 |
| Color and Markings | Palomino Leopard, Blaze Recognizable Characteristics, Approved Characteristics | State Foaled | Kansas |
| DNA | No | HYPP Status | |
| Parentage Verified | No | | |

Optional Placement



This is to certify that this pony has been registered in the Stud Book of the POAC, Inc. on Apr 27, 2020.

Its acceptance is based upon an application submitted and attested by the owner at the time of registration. This pedigree is issued with the right to correct or cancel as provided in the POAC, Inc. Restated Articles and Bylaws.




SECRETARY

Optional Placement

TRANSFER RECORD

The last name entered hereunder is the present owner of this animal as shown by the records of the office of the Pony Of the Americas, Inc. TO TRANSFER THE WITHIN DESCRIBED ANIMAL make the transfer on the back of this certificate and send same together with the transfer fee to the Office of the Pony Of the Americas, Inc. 1326 S. Emerson Ave. Indianapolis, Indiana 46202. Transfer entry will then be made on this form and the same mailed as directed. Records on this certificate are valid only when made by the Secretary of the Pony Of the Americas Club, Inc.

POAC Rule Change Proposal Form

1. Proposed Change (select only one):

☐ Add new rule

☒ Delete existing rule Reference Rule as it appears in the Current Official Handbook & Subsequent Supplements: Rule # _____ Page# _____

☒ Change existing rule Reference Rule as it appears in the Current Official Handbook & Subsequent Supplements: Rule # See attached Page# _____

2. Proposed Effective Date: ☒ January 1, 2022 Other: _____

3. Is this proposal changing a rule that was implemented within the last two years: Y ☒ N

4. Explain why this rule change is needed: (Use attachments if needed)

POAC no longer has a monthly/bimonthly magazine published

5. Contact information of person submitting/proposing change:

Name: Diana Deaton
Address: 965 E Melody Dr
City: Gilbert State: AZ Zip: 85237
Daytime Phone: 602-291-1574
E-Mail: DDeaton@cox.net
Signature: [Signature] Date: 1-25-2021

6. Writing proposed rule changes:

- Define the problem and develop as many possible solutions as you can by asking others for input.
- Choose one possible solution that appears to be the most appropriate and that fits the mission and goals of POAC.
- Determine if any other rules would be affected if your proposal were to be adopted, and specify the rule numbers.
- Submit proper wording for a proposed rule change by typing or neatly printing the exact wording being proposed. If you propose changes to existing language, strike-through the words you propose to delete. Type in bold and italics the words you propose to add.
- Meritorious proposed rule changes submitted with sufficient documentation and specific explanations detailing reasons for the change will be assigned to the respective committee(s). Rule changes submitted without sufficient documentation and specific explanations detailing reasons for the change will not be assigned to a committee

Return completed form to: POAC/Stacey Stewart/Office Manager – 3828 S. Emerson Avenue – Indianapolis IN 46203.

PROPOSAL FOR BYLAW CHANGES

Remove the words POA magazine and wording pertaining to magazine in the Bylaws and Rulebook.

Removal is necessary due to POAC not having a magazine anymore.

Article IV Page 9

Meetings

Sec. 2. A notice regarding this meeting shall also be published on the POAC website ~~in the POA Magazine~~ preceding the meeting date.

Article V Page 10

Board Of Directors

Sec. 1. In General

C.

1. Show Rules may be presented at any Board meeting and must be published ~~in the POA Magazine~~ with the Board minutes (. published on the POAC website ...

D. Proceedings shall be published ~~in the POA Magazine~~ (....published on the POAC website

Sec. 2. Meetings of Directors Page10

B.

3.

a. Notice of any called meeting shall be published ~~in the POA Magazine~~ on the POAC website

Article VII Page 14

Chief Executive Officer-CEO

Sec. 2.

G. To be the managing editor ~~of the POA Magazine~~ and have complete supervision and control over ~~the publication of~~ all ~~other~~ publications of the corporation.

Article XI Page 16

Amendments

Sec. 1. They shall then be published in the ~~POA Magazine~~ . if POAC website

Article XII Page 16

~~Magazine (Voice)~~

Sec. 1. The Board of Directors may cause to be published a ~~magazine~~ POAC website that will be the official voice of the POAC.

PROPOSED RULE CHANGES TO REMOVE MAGAZINE FROM RULEBOOK

Table of Contents Page 1

~~Magazines~~ (remove completely)

Rule 1. Membership Requirements Page 19

B.

1. POAC Membership

d. Membership includes a one-year subscription to the POA Magazine. (any quarterly newsletters and/or year-end magazine if published.)

e. Membership and magazine is good for

2. POAC Associate Membership

a. Judges, organizations ONLY. Not included: voting rights, points and magazine. (quarterly newsletters and/or year-end magazine if published.)

Rule 8. Violations Page 24

A.

7.

c. Failure to pay, when due, any obligations owed to POAC, including the POA Magazine, or

(1) Upon suspension by the CEO, the name of the member or non-member may be published in the POA Magazine begin with the next available issue from date of suspension. (On the POAC website, as soon as practical from date of suspension.)

Rule 9. Rule Violations Page 34

F. Suspension of

5. ... may be published in the POA Magazine and the POAC website.

G. Additional Restrictions Page 35

2. May be published in the POA Magazine, or the POAC website.

a.as practical in the POA Magazine, (on the POAC website)

Rule 55. Open Show Points Page 68

D.

4.

a. to be published in the POA Magazine, first .. (on the POAC website)

Rule 66 National Congress Show Page 71

C. ... POAC website and the POA Magazine.

Rule 74. Show Results Page 82

F. If the sponsoring club wants the show results printed in the POA Magazine, the proper fee and notification should be included. (on the POAC website)

Rule 75. Rescheduled Shows Page 82

A. must be made in writing, mailed, with the original request for a new date to appear in the POA Magazine one month prior to the show date, must be made by writing, mailed, emailed, or faxed, with the original approval for it to have the new date to appear on the POAC website one month prior to the show date.

Rule 76. Postponed Shows Page 82

A. listed in the POA Magazine since entries for that show are closed. (on the POAC website).

Rule 87. Corrections To Show Results Page 87

All corrections of show results and their awards and points are closed 30 days after publishing in the POA Magazine (on the POAC website).

Rule 89 General Show Rules Page 88

D.

1. ... shall be published in the POA Magazine (on the POAC website) 30 days after they are printed in the Magazine (on the POAC website).

Rule 146. POAC National Year-End Awards Page 170

A.

5. All correction of show awards and points are closed 30 days after publishing in the POA Magazine. (on the POAC website).

Rule 167. POA Select Sire Futurity Page 184

C.

2. Listed with their fees, in the POA Magazine (on the POAC website).

3. ... by mail bids through the POA Magazine (the POAC website).

Rule 179. POAC Recognized Sales Page 194

..... This includes sales listed in the Coming Events section in the POA Magazine (on the POAC website).

APPENDIX Page 196

MAGAZINES/PROMOTIONAL MATERIALS

The POAC offers a POA Magazine which contains current information about POA, upcoming shows, sales, POA families and much more. Promotional brochures

FEES

MEMBERSHIP

POA Magazine Subscription Included

Outside U.S. (includes shipping and handling) \$20.00

Membership \$100 (includes Magazine Subscription) POAC

Magazine \$20.00

Outside U.S. \$40.00

Final

POAC Rule Change Proposal Form

1. Proposed Change (select only one):

____ Add new rule

____ Delete existing rule Reference Rule as it appears in the Current Official Handbook & Subsequent Supplements: Rule # _____ Page# _____

X Change existing rule Reference Rule as it appears in the Current Official Handbook & Subsequent Supplements: Rule # 910 Page# 93

2. Proposed Effective Date: X January 1, 2022 Other: _____

3. Is this proposal changing a rule that was implemented within the last two years: Y (N)

4. Explain why this rule change is needed: (Use attachments if needed)

adding on additional 5 patterns -
more to choose from - Beginner level 3 up

5. Contact Information of person submitting/proposing change:

Name: Diana Deaton
Address: 915 E. Melody Dr
City: Gilbert State: AZ Zip: 85234
Daytime Phone: 602-291-1514
E-Mail: DDeaton@cox.net
Signature: [Signature] Date: 12-30-2020

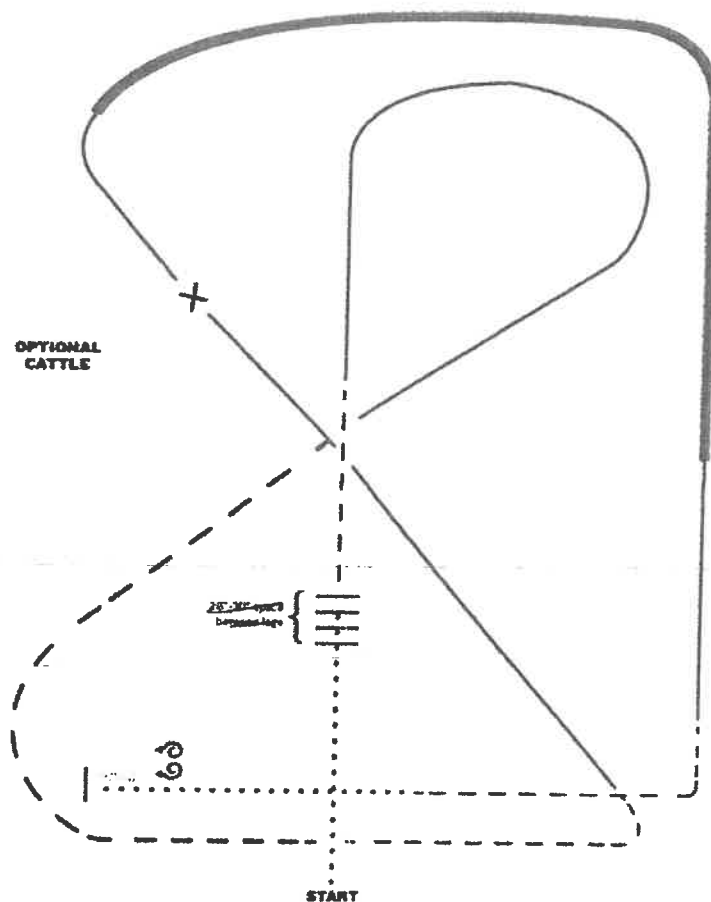
6. Writing proposed rule changes:

- Define the problem and develop as many possible solutions as you can by asking others for input.
- Choose one possible solution that appears to be the most appropriate and that fits the mission and goals of POAC.
- Determine if any other rules would be affected if your proposal were to be adopted, and specify the rule numbers.
- Submit proper wording for a proposed rule change by typing or neatly printing the exact wording being proposed. If you propose changes to existing language, strike-through the words you propose to delete. Type in bold and italics the words you propose to add.
- Meritorious proposed rule changes submitted with sufficient documentation and specific explanations detailing reasons for the change will be assigned to the respective committee(s). Rule changes submitted without sufficient documentation and specific explanations detailing reasons for the change will not be assigned to a committee

Return completed form to: POAC/Stacey Stewart/Office Manager – 3828 S. Emerson Avenue – Indianapolis N 46203.

Where were these adopted from?

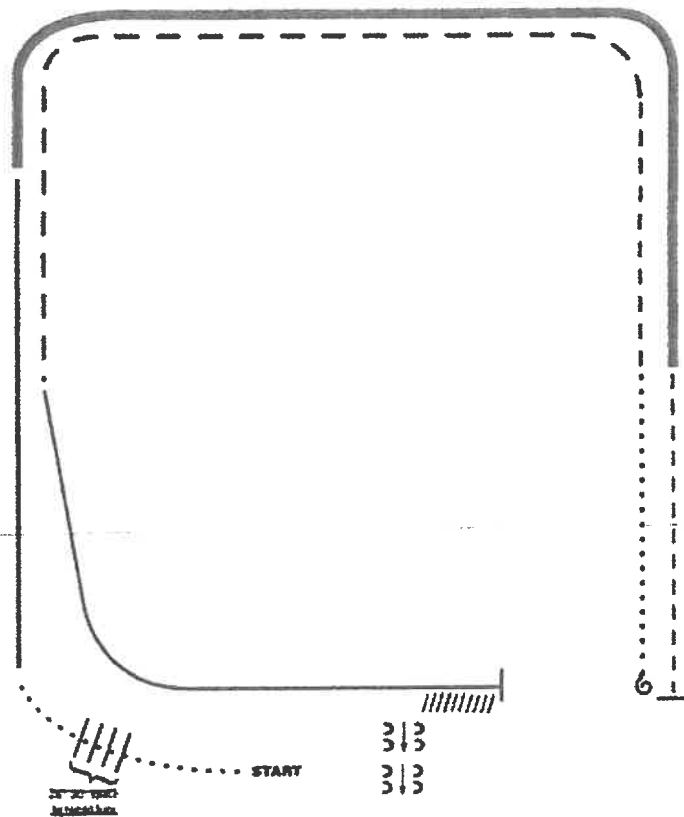
Ranch Riding Pattern 6



1. Walk
2. Walk over logs
3. Trot
4. Lope right lead
5. Extended trot
6. Trot
7. Lope left lead
8. Change leads (simple or flying)
9. Right lead, extended lope
10. Collect Lope
11. Trot
12. Walk
13. Stop and back
14. 360 degree turn each direction (either direction 1st) (L-R or R-L)

When the rider is in the middle of the pattern, the rider should be in the middle of the pattern. The rider should be in the middle of the pattern. The rider should be in the middle of the pattern.

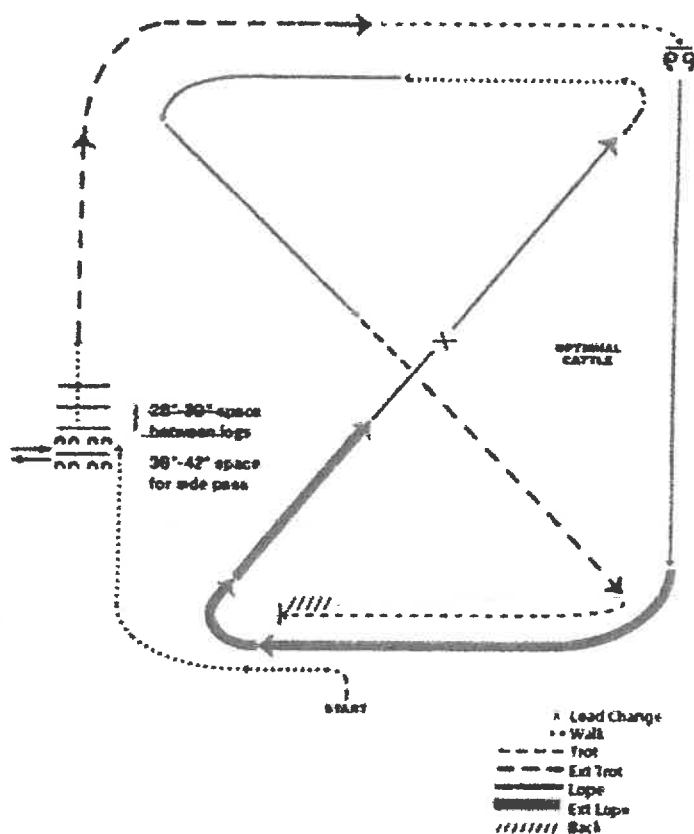
Ranch Riding Pattern 7



1. Walk
2. Walk over logs
3. Lope right lead
4. Extended lope (right lead)
5. Trot
6. Stop, 1 1/2 turns right
7. Walk
8. Trot
9. Extended trot
10. Lope left lead
11. Stop and Back
12. Side pass right

Note: The drawn description of the pattern is only intended for the general depiction of the pattern. Exhibitors should utilize the arena space to best exhibit their horses.

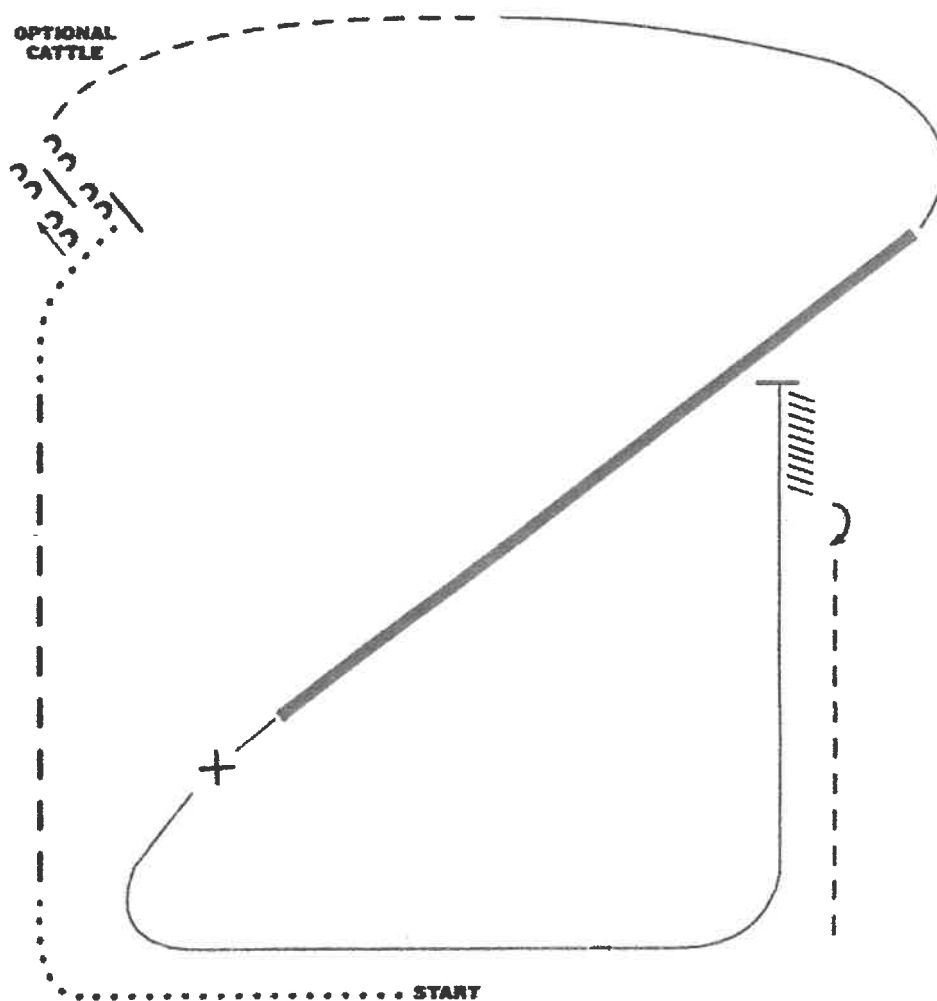
Ranch Riding Pattern 8



1. Walk
2. Side pass left across first log, side pass 1/2 way to right
3. Walk across logs
4. Extended trot
5. Trot
6. Stop, 360 degree turn each direction (either direction 1st) (L-R or R-L)
7. Lope right lead
8. Extended lope (right lead)
9. Collect lope, change leads (simple or flying)
10. Walk
11. Lope left lead
12. Extended trot
13. Trot
14. Stop and back

Note: The drawn description of this pattern is only intended for the general depiction of the pattern. Exhibitors should utilize their own speed to best exhibit their horses.

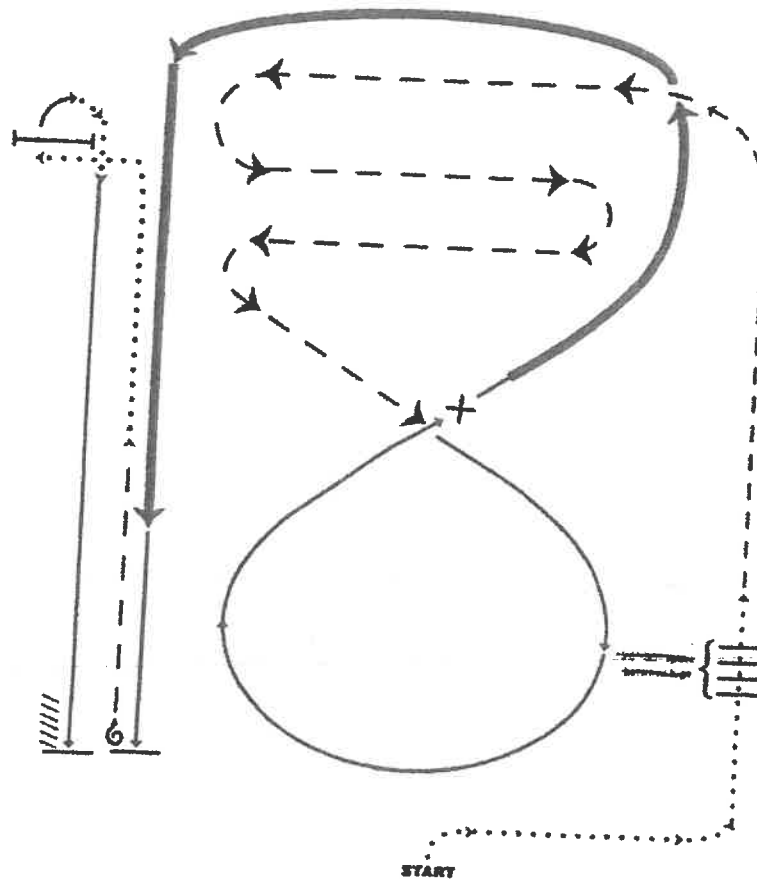
Ranch Riding Pattern 9



1. Walk
2. Extended trot
3. Walk
4. Stop, side pass log left
5. Trot
6. Lope right lead
7. Extended Lope (right lead)
8. Collect lope and change leads (simple or flying)
9. Lope left lead
10. Stop and back
11. 180 turn to right
12. Trot

Note: The drawn description of this pattern is only intended for the general depiction of the pattern. Exhibitors should utilize the arena space to best exhibit their horses.

Ranch Riding Pattern 10



1. Walk
2. Walk over logs
3. Trot
4. Extended trot serpentine
5. Lope right lead
6. Change leads (simple or flying)
7. Extended lope (left lead), collect lope
8. Stop, 1 1/2 turn, either direction
9. Trot
10. Walk to gate
11. Right hand push gate
12. Walk, lope left lead
13. Stop and back

Note: The drawn description of this pattern is only intended to show the general direction of the pattern. Judges should utilize the arena to their best advantage.

POAC Rule Change Proposal Form

1. Proposed Change (select only one):

☐ Add new rule

☐ Delete existing rule Reference Rule as it appears in the Current Official Handbook & Subsequent Supplements: Rule # _____ Page# _____

☒ Change existing rule Reference Rule as it appears in the Current Official Handbook & Subsequent Supplements: Rule # _____ Page# _____

2. Proposed Effective Date: ☒ January 1, 2022 Other: _____

3. Is this proposal changing a rule that was implemented within the last two years: Y ☒ N

4. Explain why this rule change is needed: (Use attachments if needed)

See attached

5. Contact Information of person submitting/proposing change:

Name: Diana Pateon
 Address: 445 E Melody Dr
 City: Gilbert State: AZ Zip: 85201
 Daytime Phone: 602-261-7516
 E-Mail: dpateon@cox.net
 Signature: Diana Pateon Date: 12-30-2020

6. Writing proposed rule changes:

- Define the problem and develop as many possible solutions as you can by asking others for input.
- Choose one possible solution that appears to be the most appropriate and that fits the mission and goals of POAC.
- Determine if any other rules would be affected if your proposal were to be adopted, and specify the rule numbers.
- Submit proper wording for a proposed rule change by typing or neatly printing the exact wording being proposed. If you propose changes to existing language, strike-through the words you propose to delete. Type in bold and italics the words you propose to add.
- Meritorious proposed rule changes submitted with sufficient documentation and specific explanations detailing reasons for the change will be assigned to the respective committee(s). Rule changes submitted without sufficient documentation and specific explanations detailing reasons for the change will not be assigned to a committee

Return completed form to: POAC/Stacey Stewart/Office Manager -- 3828 S. Emerson Avenue -- Indianapolis N 46203.

The following changes to the reining patterns are needed. Some of the patterns were revised a few years ago with a good response from the judges and exhibitors. It is time to review the following patterns.

The spin is the marquee movement in the event of reining. It is time POAC allow the exhibitors who specialize in this event the opportunity to perform this maneuver. However, the patterns have only been updated to 3 spins, 4 spins are the norm in other associations.

I, Diana Peaton, give permission for the Rules Committee to change the number of 3 spins to 4 spins if they feel deemed necessary in patterns #2, #3, and #4 ONLY.

 12/30/2020
Diana Peaton

PATTERN #2 – The only change to this pattern is taking away the $\frac{1}{4}$ and $\frac{1}{2}$ pivots at the end of the pattern and updating the pivots to three complete spins to the right and three complete spins to the left.

PATTERN #3 – The only change to this pattern is taking the $\frac{1}{4}$ pivot to the left or right and then $\frac{1}{2}$ pivot the opposite direction at the end of the pattern and updating pivots to four spins to the right and then four spins to the left.

PATTERN #4 – Minor changes to the pattern and removed pivots at the end of pattern. Four spins to the right and four spins to the left at the beginning of the pattern have been added.

PATTERN #5 – Pattern has been updated to two circles each direction and two spins to the right and left at the end of the pattern.

PATTERN #8 – Change 2 $\frac{1}{2}$ spins to the left and 2 $\frac{1}{2}$ spins to the right after the runs to the far end of the arena to 3 $\frac{1}{2}$ spins instead each direction.

Pattern 2

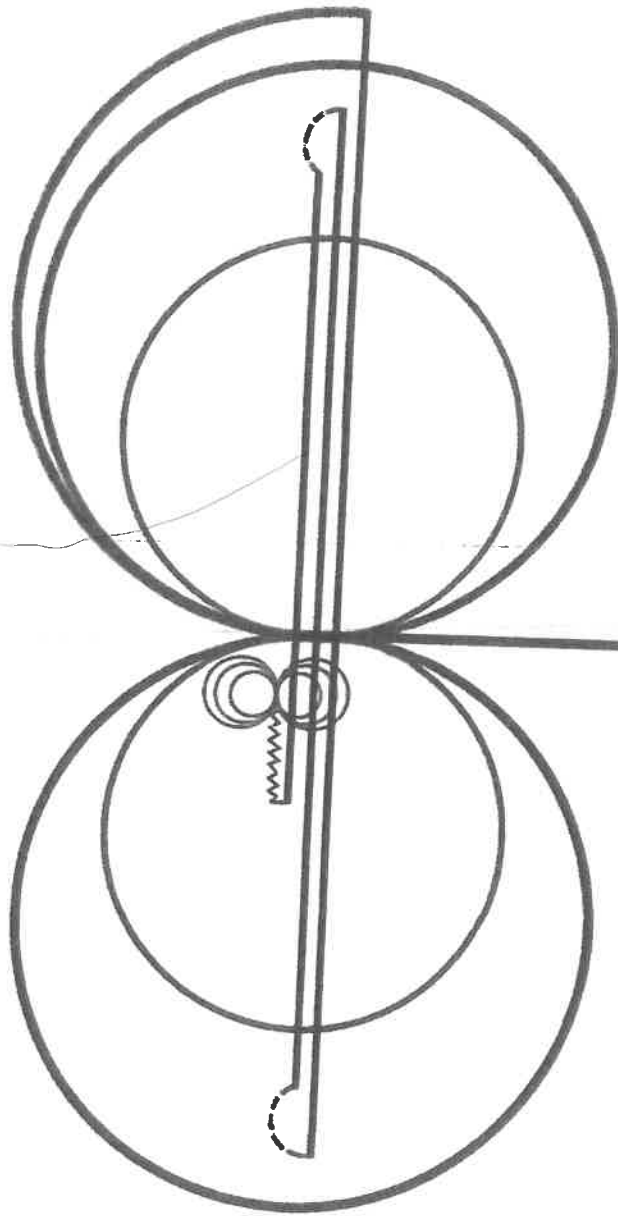
Beginning at the center of the arena facing the left wall or fence.

1. Starting to the right, begin a small figure eight at a slow lope.
2. Ride a large figure eight at a fast lope. Change leads at center of the arena.
3. Continue around previous large circle to the right. At the top of the circle, run down the middle to the far end of the arena, past the end marker and do a right rollback, no hesitation.
4. Run to the opposite end of the arena past the last marker and do a left rollback, no hesitation.
5. Run past the center marker and stop.
6. Back to the center marker.
7. Complete 3 spins to the right.
8. Complete 3 spins to the left.
9. Walk to the judge for inspection until dismissed.

Pattern #2

Judge

Start



Pattern 3

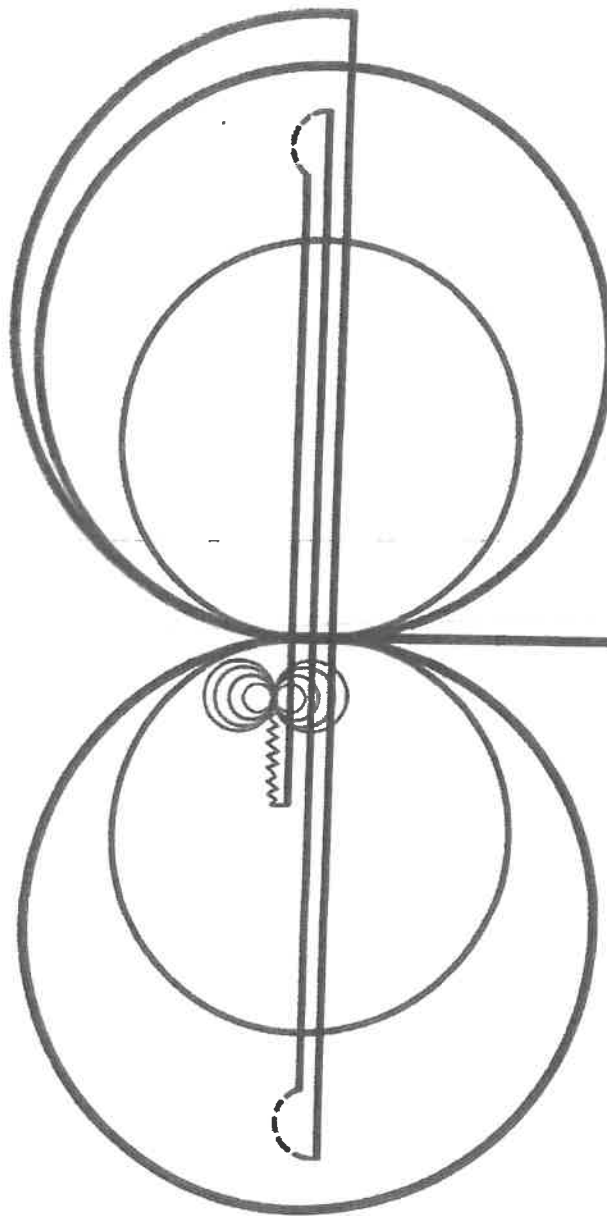
Beginning at the center of the arena facing the left wall or fence.

1. Beginning on the right lead, lope two circles to the right, the first small and slow, the second large and fast.
2. Change leads in the center of the arena.
3. Lope two circles to the left, the first small and slow, the second large and fast.
4. Change leads in the center of the arena.
5. Continue around previous large circle to the right. At the top of the circle run down the middle to the far end of the arena, past the end marker, and do a right rollback, no hesitation.
6. Run to the opposite end of the arena past the end marker and do a left rollback, no hesitation.
7. Run past the center marker and stop.
8. Back to the center marker.
9. Complete 4 spins to the right.
10. Complete 4 spins to the left.
11. Walk to the judge for inspection until dismissed.

Pattern #3

Judge

Start



Pattern 4

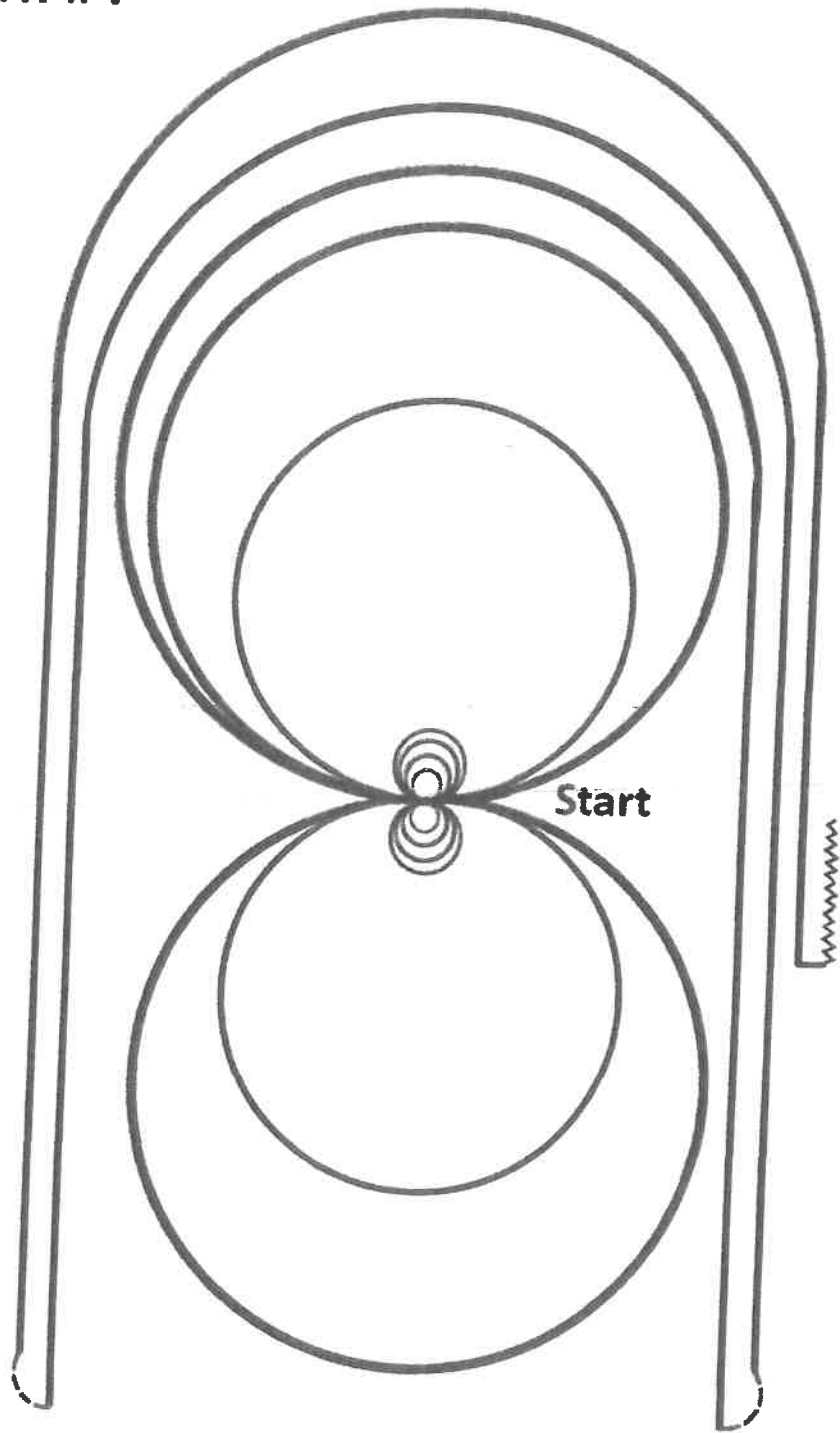
Begin directly in the center of arena, facing the left wall or fence.

1. Complete 4 spins to the right.
 2. Complete 4 spins to the left.
 3. Begin one small figure eight at a slow lope, changing leads in the center of the arena.
 4. Ride one large figure eight at a fast lope, changing leads in the center of the arena.
 5. Begin a large circle to the right but do not close this circle. Run straight down the right side of the arena past the end marker and do a left rollback a least twenty feet from wall or fence, no hesitation.
 6. Lope straight up the right side of the arena, circle the top end of the arena, and staying at least 20 feet from the walls or fence, run straight down the left side of the arena past the end marker and do a right rollback, no hesitation.
 7. Lope straight up the left side of the arena, circle the top end of the arena, and staying at least 20 feet from the walls or fence, run straight down the right side of the arena past the center marker and do a sliding stop.
 8. Back to the center marker.
 9. Walk to judge for inspection until dismissed.
-

Pattern #4

Judge

Start



Pattern 5

9 & Under Only

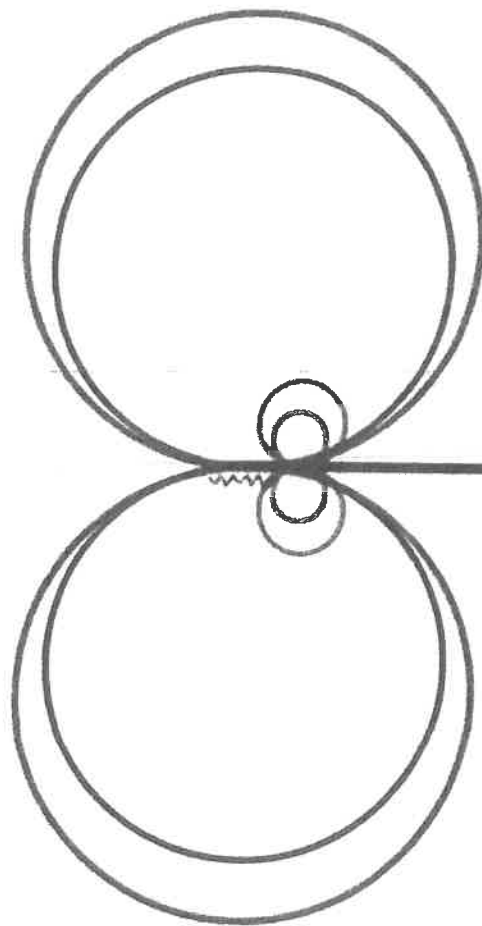
Beginning in the center of the arena facing the left wall or fence.

1. Lope two small circles to the right.
2. Change leads in the center of the arena, either simple or flying lead change.
3. Lope two small circles to the left.
4. Stop in the middle of the arena and back at least 4 steps.
5. Complete 2 spins to the right.
6. Complete 2 spins to the left.
7. Walk to judge for inspection until dismissed

Pattern #5

Judge

Start

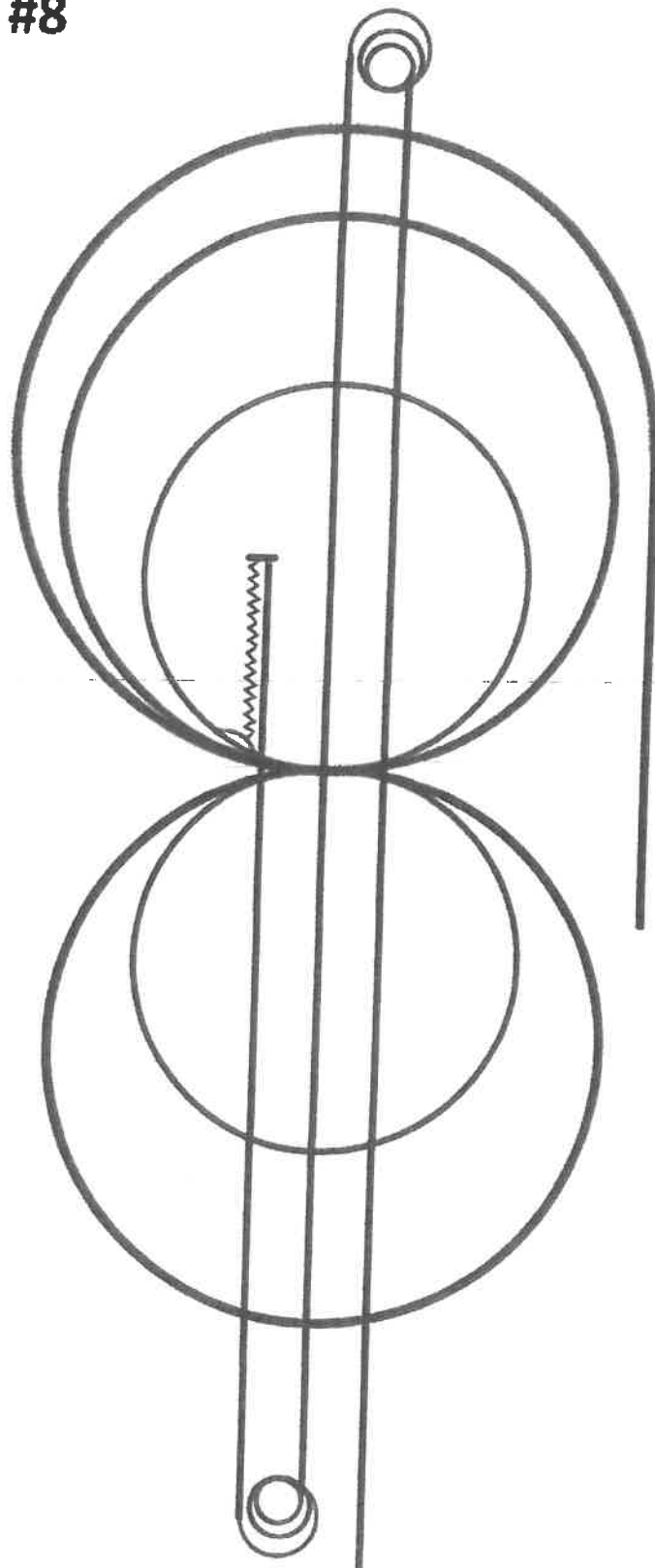


Pattern 8

Ride pattern as follows:

1. Run to the far end of the arena. Stop and do 3 ½ spins to the left, no hesitation.
 2. Run to the opposite end of the arena. Stop and do 3 ½ spins to the right, no hesitation.
 3. Run past center of arena, do a sliding stop, no hesitation.
 4. Back to the center. Hesitate.
 5. Make a ¼ pivot to the left to face the left wall. Hesitate.
 6. Begin on the right lead and make two circles to the right, the first circle small and slow, the second circle large and fast.
 7. Change leads in the center of the arena.
 8. Make two circles to the left, the first circle small and slow, the second large and fast.
 9. Change leads at the center of the arena.
 10. Begin a large fast circle to the right. Do not close this circle but run straight down the side, past the center marker and do a sliding stop, at least 20 feet from the fence.
 11. Walk to judge for inspection until dismissed.
-

Pattern #8



Judge

Finish

Start

POAC Rule Change Proposal Form

1. Proposed Change (select only one):

 Add new rule

X Delete existing rule Reference Rule as it appears in the Current Official Handbook & Subsequent Supplements: Rule # Page#

 Change existing rule Reference Rule as it appears in the Current Official Handbook & Subsequent Supplements: Rule # criticized Page#

2. Proposed Effective Date: X January 1, 2022 Other:

3. Is this proposal changing a rule that was implemented within the last two years: Y (N)

4. Explain why this rule change is needed: (Use attachments if needed)

no longer have an inspectors guide

5. Contact Information of person submitting/proposing change:

Name: Diana Deaton
Address: 6105 E melody Dr
City: Gilbert State: AZ Zip: 85234
Daytime Phone: 602-291-1514
E-Mail: DDeaton@cox.net
Signature: [Signature] Date: 2-22-21

6. Writing proposed rule changes:

- a. Define the problem and develop as many possible solutions as you can by asking others for input.
- b. Choose one possible solution that appears to be the most appropriate and that fits the mission and goals of POAC.
- c. Determine if any other rules would be affected if your proposal were to be adopted, and specify the rule numbers.
- d. Submit proper wording for a proposed rule change by typing or neatly printing the exact wording being proposed. If you propose changes to existing language, strike-through the words you propose to delete. Type in bold and italics the words you propose to add.
- e. Meritorious proposed rule changes submitted with sufficient documentation and specific explanations detailing reasons for the change will be assigned to the respective committee(s). Rule changes submitted without sufficient documentation and specific explanations detailing reasons for the change will not be assigned to a committee

Return completed form to: POAC/Stacey Stewart/Office Manager – 3828 S. Emerson Avenue – Indianapolis IN 46203.

RULE 18. POA CHARACTERISTICS Page 47

~~D. Refer to the current Inspectors Guide for more specific and detailed information on acceptable characteristics.~~

RULE 22. ALLOWABLE WHITE LEG AND FACE MARKINGS Page 52

~~E. Inspectors should refer to the current Inspectors Guide for more specific and detailed information on acceptable white markings"~~

RULE 27. INSPECTIONS Page 57

~~F. All inspectors shall refer to the current Inspectors Guide when performing inspections.~~

RULE 66. NATIONAL CONGRESS SHOW Page 72

E. All POAs, except those with Permanent Height Cards, will be inspected, measured and approved by two of three National Inspectors that have been appointed by the Board of Directors. All issues of height and color will be decided by this committee. All ponies of questionable color and characteristics will be inspected in natural light and/or shade at a distance of 40 feet using the inspectors guide as reference.

RULE 83. INSPECTION FOR COLOR Page 85

E. Pony should also be inspected for POA characteristics. If necessary, reference should be made to the inspectors guide.

RULE 178. INTERNATIONAL POA SALE Page 193

All POAs, except those with Permanent Height Cards, will be inspected, measured and approved by two of three National Inspectors that have been appointed by the Board of Directors. All issues of height and color will be decided by this committee. All ponies of questionable color and/or characteristics will be inspected in natural light and/or shade at a distance of 40 feet using the inspectors guide as reference

4:31.0619
Fined

POAC Rule Change Proposal Form

1. Proposed Change (select only one):
☐ Add new rule
☒ Delete existing rule Reference Rule as it appears in the Current Official Handbook & Subsequent Supplements: Rule # _____ Page# _____
☒ Change existing rule Reference Rule as it appears in the Current Official Handbook & Subsequent Supplements: Rule # See attached Page# _____

2. Proposed Effective Date: X January 1, 2022 Other: _____

3. Is this proposal changing a rule that was implemented within the last two years: Y (N)

4. Explain why this rule change is needed: (Use attachments if needed)

pads are used & recordings are being done
improperly per current handbook

5. Contact Information of person submitting/proposing change:

Name: Diana Preston
Address: 9103 E Melody Dr
City: Gilbert State: AZ Zip: 85201
Daytime Phone: 602-291-1574
E-Mail: Dpreston@pos.net
Signature: _____ Date: 2-21-21

6. Writing proposed rule changes:

- Define the problem and develop as many possible solutions as you can by asking others for input.
- Choose one possible solution that appears to be the most appropriate and that fits the mission and goals of POAC.
- Determine if any other rules would be affected if your proposal were to be adopted, and specify the rule numbers.
- Submit proper wording for a proposed rule change by typing or neatly printing the exact wording being proposed. If you propose changes to existing language, strike-through the words you propose to delete. Type in bold and italics the words you propose to add.
- Meritorious proposed rule changes submitted with sufficient documentation and specific explanations detailing reasons for the change will be assigned to the respective committee(s). Rule changes submitted without sufficient documentation and specific explanations detailing reasons for the change will not be assigned to a committee

Return completed form to: POAC/Stacey Stewart/Office Manager – 3828 S. Emerson Avenue – Indianapolis IN 46203.

RULE 42. PERMANENT HEIGHT CARD - PHC Page 63

E. The POA shall first be found to be not under 46" and not over 56"

1. Then, the height of the heel shall be determined by measuring from the skin line on the lowerside of the coronary band to the ground, including shoe, or both shoe and pad when present, if shod, with a 6" steel ruler perpendicular to the ground. (See illustration.)

2. The length of the toe of the same hoof shall then be determined by measuring the front of the hoof in the center from the skin line on the lowerside of the coronary to the ground, including shoe or both shoe and pad when present if shod. (See illustration.)

3. The height of the shoe or both shoe and pad when present shall also be measured. This measurement, plus that of the heel and toe, shall be put on the POA's permanent papers, and a card issued to the owner.

4. The shoe or both shoe and pad when present shall be measured with the foot on the ground at the thickest part of the shoe or shoe and pad when present. ~~toe and heel of the foot. These two~~ This measurement shall then be ~~averaged for~~ the recorded height of the shoe.

G. In recording for PHCs, all measurements include the height of the shoe or both shoe and pad when present. Any shoe less than a full shoe must be removed before measuring. ~~and no toe shoes, tapered shoes or recessed shoes will be allowed.~~

H. The PHC application form will expire 60 days after date of being issued. ALL PHCs ARE PENDING APPROVAL OF THE POAC NATIONAL OFFICE

RULE 81. MEASUREMENT PROCEDURE Page 84

F. Measure the shoe or both shoe and pad when present. Deduct actual height of shoe or shoe and pad from measurement. The shoe or both shoe and pad when present shall be measured with the foot on the ground at the thickest part of the shoe or shoe and pad

POAC Rule Change Proposal Form

1. Proposed Change (select only one):
 _____ Add new rule
 _____ Delete existing rule Reference Rule as it appears in the Current Official Handbook & Subsequent Supplements: Rule # _____ Page# _____
X Change existing rule Reference Rule as it appears in the Current Official Handbook & Subsequent Supplements: Rule # 54 Page# 67

2. Proposed Effective Date: X January 1, 2022 Other: _____

3. Is this proposal changing a rule that was implemented within the last two years: Y (N)

4. Explain why this rule change is needed (Use attachments if needed)
See attached

5. Contact Information of person submitting/proposing change:
 Name: Rikki Clark
 Address: 8931 Kansas Ave
 City: Kansas City State KS Zip: 66111
 Daytime Phone: 913-302-9686
 E-Mail: ponypoa@aol.com Date: 3/1/21

6. Writing proposed rule changes: Rikki Clark 3/1/21

- Define the problem and develop as many possible solutions as you can by asking others for input.
- Choose one possible solution that appears to be the most appropriate and that fits the mission and goals of POAC.
- Determine if any other rules would be affected if your proposal were to be adopted, and specify the rule numbers.
- Submit proper wording for a proposed rule change by typing or neatly printing the exact wording being proposed. If you propose changes to existing language, strike-through the words you propose to delete. Type in bold and italics the words you propose to add.
- Mentionous proposed rule changes submitted with sufficient documentation and specific explanations detailing reasons for the change will be assigned to the respective committee(s). Rule changes submitted without sufficient documentation and specific explanations detailing reasons for the change will not be assigned to a committee.

Return completed form to: POAC/Stacey Stewart/Office Manager - 3828 S Emerson Avenue - Indianapolis IN 46203.

4. Explain why this rule change is needed:

This rule is outdated and only applies to county fairs. It should apply to ANY organization wishing to host POA classes at their shows. This would benefit areas where POA clubs are small, as POA members could show in POA Classes at local open shows. This would let them participate in being a POAC Member, give revenue to POAC, allow them to gain POA points, and potentially promote POA's and get more people in that area interested in owning and showing POA's. The North East would be a perfect location for this to be used. It could also be used at ApHC shows to gain revenue for POAC.

RULE 8. VIOLATIONS

- k. No person shall attempt to show an unregistered POA in an approved POAC show or in POAC-approved classes in state ~~fairs~~ or ~~county fair~~ **Equine Organization** shows.

RULE 54. COUNTY FAIRS EQUINE ORGANIZATION SHOWS

~~County fairs~~ **Equine Organizations** with POA classes sponsored by other than POA clubs or chapters and approved by the CEO receive A Show points. At these shows, points will be given regardless of the minimum number of classes offered. Points and placings are the same as for Class A Shows. **Points received at Equine Organization Shows will count towards a pony's ROM awards and towards National Year End Awards. Ponies that participate in Equine Organization Shows will help promote the POA breed.**

- A. ***The POAC Show Approval forms for Equine Organizations must be used for notification and approval of classes to be offered at an Equine Organization Show. This form must be complete and received at the POAC Office within 30 days of the show date. Copies of the showbill must also be included. The National POAC has final approval on all requests and classes to count for POAC points. The CEO / National BOD may refuse approval if, in their opinion, it is not in the best interest of POAC. Show Approval fees must also be included (see appendix.)***
- B. ***The Equine Organization will designate a qualified person(s) to judge the POAC pointed classes; there is no requirement to have a POAC carded judge for an Equine Organization Show.***
- C. ***No show will be approved if there is a POAC state/chapter approved show on the same day within 250 miles (shortest driving distance). Equine Organization Shows with POA Classes are discouraged in areas where there are active POA state/chapter clubs.***
- D. ***Exhibitors and owners are required to have a current National POAC Membership to receive points.***
- E. ***To receive points from Equine Organization shows, the pony must have Tentative or Permanent registration with POAC. The POA must be inspected during that calendar year by a State Inspector or National Inspector unless the pony has a PC.***
- F. ***To receive points, a POAC Equine Organization Results Form must be submitted to the POAC Home Office completed in its entirety by the Equine Organization Show's chairperson, show secretary or judge, or the points will not be tabulated. POAC pony fees must also be included to receive points (see appendix) plus a class fee of \$1/class/judge. POAC Equine Organization Results Forms must be received by the POAC Home Office within 30 days after the show date to receive POAC points. POAC Equine Organization Results Forms are to be submitted by the owner or exhibitor, not the Equine Organization.***
- G. ***In Halter classes, No Grand or Reserve Grand points will be awarded.***

H. Equine Organizations are not required to hold a minimum number of POAC Approved classes. They are simply adding POAC approved classes to their showbill to promote POAC.

- 1. Class breakdowns can be split by the age of the rider into: Leadline 6 & Under, 9 & Under, 10-13, 14-18, 19 & Over; or 13 & Under, 14-18, 19 & Over; or 18 & Under, 19 & Over. At a minimum, classes must be broken down by 18 & Under and 19 & Over to receive POAC points. It is up to the Equine Organization to decide which class breakdowns to offer.**

RULE 57. POINT TABULATION FOR A SHOWS, PONY-RAMA SHOWS

For A Shows, ~~County Fairs~~ **Equine Organization Shows**, Open Show Affidavits and ~~Pony Rama Shows~~. For less than six in a full class, award sixth place points to lowest placing in class, fifth place points to next placing, etc. For larger classes, see bonus points chart, Rule 67.

SHOW FEES

Show Approval Fees:

Equine Organization Shows: \$15.00 per show/per judge

Open Show Affidavit, ~~County Fair~~ **Equine Organization Shows**, Promo Performance \$4.00/pony—Halter Only ~~\$2.00/pony~~ **\$7/judge/pony**

Class Fee to be paid to the National Home Office \$1/class/judge

EQUINE ORGANIZATION SHOW APPROVAL FORM

This form must be completed and mailed or emailed to the POAC National office within 30 days of the show date to count for National POAC points and awards. The acknowledgement copy approving the show will be sent to the person submitting application by return mail or email. Only one show date may be sent per form. You must include the appropriate Equine Organization Show Approval Fee and a show bill listing all POAC classes to be held. You may use one form for all shows held on the same date.

****PLEASE NOTE**** ONCE THIS FORM HAS BEEN APPROVED, THE NATIONAL OFFICE MUST BE NOTIFIED OF ANY CHANGES MADE TO THE ORIGINAL FORM, IF NOT NOTIFIED, A \$250 FINE WILL BE IMPOSED.

SHOW DATE: _____

EQUINE ORGANIZATION NAME: _____

LOCATION OF SHOW (Complete Physical Address):

EQUINE ORGANIZATION SHOW FEE: \$15/show/judge

Number of judges: _____ x \$15 = _____

OTHER INFORMATION FOR PRINTING: _____
SHOW CHAIR'S COMPLETE NAME, E-MAIL ADDRESS, MAILING ADDRESS, AND PHONE NUMBER:
Show Chair information will be listed in the coming events section to answer questions or accept entries

Date of Application: _____ Signature of person sending application: _____

MUST ENCLOSE APPROPRIATE MONETARY AMOUNT FOR EACH SHOW/JUDGE. MUST SEND IN A COPY OF THE SHOWBILL WITH POAC CLASSES TO BE OFFERED DESIGNATED ON THE SHOWBILL. OTHERWISE, THE SHOW APPROVAL FORM WILL BE REJECTED.

DO NOT WRITE BELOW THIS LINE

DATE SHOW APPROVED: _____ SIGNED _____

POSTPONED DATE: _____ LOCATION: _____ POAC, INC. HOME OFFICE

REASON FOR POSTPONING: _____

**PONY OF THE AMERICAS CLUB, 3828 S. Emerson Ave. Indianapolis, Indiana 46203, 317-788-0107
www.poac.org Fax: 317-788-8974**

POAC Equine Organization Results Form

THIS REPORT MUST COVER ONE PONY / ONE RIDER ONLY.
FOR SHOWS THAT HAVE MULTIPLE JUDGES, USE 1 FORM PER JUDGE.

Pony Name: _____

Year Foaled: _____ Reg#: _____ Sex: S G M Height _____ PHC _____

Owner Name: _____

Owner City/State: _____ Membership # _____

Rider Name: _____ Age (as of Jan. 1): _____

Rider City/State: _____ Membership # _____

Birthday: ____/____/____ E-Mail: _____

SHOW DATE: _____

EQUINE ORGANIZATION NAME: _____

LOCATION OF SHOW (Complete Physical Address):

NAME OF JUDGE: _____

| Name of Class: | # of Entries: | Placing: |
|----------------|---------------|----------|
| | | |
| | | |
| | | |
| | | |
| | | |
| | | |
| | | |

I do hereby certify that the pony listed on this report did in fact enter and place in the classes as stated by this report.

Exhibitor Signature: _____ Date: _____

Show Chair Signature: _____ Date: _____

Show Chair Printed Name: _____

(Can be filled out and signed by the show chair, show secretary or judge.)

Forward this completed report within 30 days after the show date with the appropriate fees (see appendix in POAC rulebook) to the POAC Home Office. Form to be sent in by pony owner or exhibitor.

PONY OF THE AMERICAS CLUB, 3828 S. Emerson Ave. Indianapolis, Indiana 46203, 317-788-0107
www.poac.org Fax: 317-788-8974

POAC Rule Change Proposal Form

Final

1. Proposed Change (select only one):

☐ Add new rule

☐ Delete existing rule Reference Rule as it appears in the Current Official Handbook & Subsequent Supplements: Rule # _____ Page# _____

☒ Change existing rule Reference Rule as it appears in the Current Official Handbook & Subsequent Supplements: Rule # 8.5 Page# 23

2. Proposed Effective Date: _____ January 1, 20____ Other: → Immediately

3. Is this proposal changing a rule that was implemented within the last two years: Y ☒ (N)

4. Explain why this rule change is needed: (Use attachments if needed)

See Attached

5. Contact Information of person submitting/proposing change:

Name: Cindi Hoffmann

Address: _____

City: Samsville

State: WI Zip: _____

Daytime Phone: _____

E-Mail: _____

Signature: _____

Date: _____

6. Writing proposed rule changes:

- Define the problem and develop as many possible solutions as you can by asking others for input.
- Choose one possible solution that appears to be the most appropriate and that fits the mission and goals of POAC.
- Determine if any other rules would be affected if your proposal were to be adopted, and specify the rule numbers.
- Submit proper wording for a proposed rule change by typing or neatly printing the exact wording being proposed. If you propose changes to existing language, strike-through the words you propose to delete. Type in bold and italics the words you propose to add.
- Meritorious proposed rule changes submitted with sufficient documentation and specific explanations detailing reasons for the change will be assigned to the respective committee(s). Rule changes submitted without sufficient documentation and specific explanations detailing reasons for the change will not be assigned to a committee

Return completed form to: POAC/Stacey Stewart/Office Manager – 3828 S. Emerson Avenue – Indianapolis IN 46203.

5. Inhumane Manner of Treatment

- A. No person on show grounds, including but not limited to, barns, stalls, parking areas, practice areas and show arena may treat a horse in an inhumane manner, which includes but is not limited to the following:
1. Placing an object in a horse's mouth as to cause undue discomfort or distress.
 2. Tying a horse's head up (above withers), back or around in a stall or anywhere at a POAC event in a manner to cause undue discomfort or distress.
 3. Use of inhumane training techniques or methods, poling or striking horse's leg with objects (i.e. tack poles, jump poles, etc.)
 4. Use of inhumane equipment, including, but not limited to, saw tooth bits; hock hobbles; tack collars, or tack hackamores, whips for showmanship, war bridles, metal bosals, metal longeing hackamore, running martingales used with curb bits used without rein stops, draw reins attached between or around the front legs below the elbow will not be allowed, side reins (direct rein from bit to cinch or surcingle).
 5. Intentional or negligent inhumane treatment which results in bleeding.
 6. Excessive spurring or whipping
 7. Excessive jerking of reins
 8. Longeing or riding a horse in a manner to cause undue discomfort or distress to the horse including exhibiting a horse which appears dull, lethargic, emaciated, drawn or overly tired.
- B. IMMEDIATE REPORT BY SHOW MANAGEMENT. Upon discovery by any show official of inhumane treatment, show management shall immediately report the matter to the POAC.
- C. ACCEPTED STANDARD OF CONDUCT MEASUREMENT. The standard by which conduct or treatment will be measured is that which a reasonable person, informed and experienced in generally accepted equine training and exhibition procedures would determine to be cruel, abusive and inhumane.
- D. OWNER, TRAINER, EXHIBITOR RESPONSIBILITY. The owner/trainer/exhibitor are each responsible for a horse's condition and treatment while on the show grounds including but not limited to, barns, stalls, parking area and show arena. The owner/trainer/exhibitor is responsible for the actions of any and all employees while under their employment with regard to inhumane treatment
-