

---

## INFO SESSION

---

THE  
**NROC**  
PROJECT

# EdReady Advanced and New Functionality



Thanks for joining us! We will begin promptly at 2:00 p.m. ET.

- Use the “Questions” area to submit questions as they arise.
- This webinar will be archived at [NROC.org](https://www.nroc.org), and you will receive a follow-up email with a link to the recording and slides.
- Contribute to the Twitter conversation at #NROCpd.
- Do you need help with GoToWebinar? Email [memberservices@NROC.org](mailto:memberservices@NROC.org).


---

# Sequenced Scopes

---



# Sequenced Scopes



## TABE 11-12 Math

Work through the study paths in this goal in order: when you are ready, the next study path will automatically unlock.

0

?

100

TABE 11-12 Math - Easy-Medium

☐ Show Details

Start diagnostic

0

?

100

TABE 11-12 Math - Difficult

☐ Show Details

Unlock

0

?

100

TABE 11-12 Math - Advanced

☐ Show Details

Unlock

Also allows you to control the scope display order!

# Sequenced Scopes: Setup

Set up your goal, including Adding Scopes, then open the **Goal Options** tab

1. **Enable** Study Path Sequence
2. Indicate the scope **display order**
  - Select **checkbox** for any scopes that should be **locked** by default
3. **Unlock next study path automatically?**
  - If enabled, students can unlock the next scope in the sequence automatically by hitting the *previous scope's* target score

4. Provide a **Manual Unlock Code**: can be typed into student's study path to unlock

Be sure to **Save Study Path Sequence!**

The screenshot shows the 'Edit Goal: TABE 11-12 Math' interface with the 'Goal Options' tab selected. The breadcrumb trail at the top is: DEMO: NROC Demo 2 (Reports dashboard) > Edit Version > Goals > Goal Options. The 'Study Path Sequence' section has an 'Enable' checkbox checked. The 'Study Path Order' section shows a list of three scopes: 'TABE 11-12 Math - Easy-Medium', 'TABE 11-12 Math - Difficult', and 'TABE 11-12 Math - Advanced'. The first scope is unchecked, while the other two are checked. The 'Settings' section has an 'Unlock next study path automatically' checkbox checked. The 'Manual Unlock code' field contains the text 'tabemath'. A 'Save Study Path Sequence' button is at the bottom.

DEMO: NROC Demo 2 (Reports dashboard) > Edit Version > Goals > Goal Options

**Edit Goal: TABE 11-12 Math**

General Information | Scopes | **Goal Options**

**Study Path Sequence**

Enable this feature to manage study path order and related options.

☒ Enable

**Study Path Order**

Drag and drop to specify order. Check the box to lock a study path.

☐ Select all

- ☐ TABE 11-12 Math - Easy-Medium
- ☒ TABE 11-12 Math - Difficult
- ☒ TABE 11-12 Math - Advanced

**Settings**

☒ Unlock next study path automatically

**Manual Unlock code**

tabemath

**Save Study Path Sequence**

# Sequenced Scopes

When a scope is locked, students can gain access by:

1. Reaching target score of previous scope (optional - can be disabled)
2. Entering the unlock code
  - *important: the same code unlocks all scopes in the sequence*
3. Instructor can unlock via their login

**TABE 11-12 Math**

Work through the study paths in this goal in order: when you are ready, the next study path will automatically unlock.

0 100

?

**TABE 11-12 Math - Easy-Medium**

Show Details

Start diagnostic

0 100

?

**TABE 11-12 Math - Difficult**

Show Details

Unlock

**Enter Goal Study Path Unlock Code**

Enter the unlock code

Submit

Unlock

# Unlocking Scopes as an Admin User

The screenshot shows the student profile for Abby Adams. The 'Goals' tab is selected. A warning message states: 'Use this feature carefully! You can manually assign (and un-assign) available goals to this student below. We recommend that you use this feature only in cases where you are having trouble getting the students to correctly assign themselves or you do not want students to use the key for an assigned goal.' Below this is the 'Assigned Goals' section, which contains a table with one row of data. The table has columns for Name, Access Type, Goal Key, and Actions. The data row shows 'Transition Math - DEMO' as the Name, 'Private' as the Access Type, and 'NC.TM.DEMO' as the Goal Key. The Actions column contains links for 'Remove', 'View Study Paths', and 'Paths'. A blue '+' button is located above the table. At the bottom, there is a pagination bar showing 'Page 1 of 1', '10 results', and 'Page: 1'.

**Abby Adams**

General information **Goals** Study Paths Sessions Custom fields Milestones

Use this feature carefully! You can manually assign (and un-assign) available goals to this student below. We recommend that you use this feature only in cases where you are having trouble getting the students to correctly assign themselves or you do not want students to use the key for an assigned goal.

**Assigned Goals**

Name	Access Type	Goal Key	Actions
Transition Math - DEMO	Private	NC.TM.DEMO	<a href="#">Remove</a> <a href="#">View Study Paths</a> <a href="#">Paths</a>

Page 1 of 1 10 results Page: 1

1. **Edit EdReady Version** (from reports dashboard)
2. Open the **Students** tab
3. **Edit** the students
4. Open the **student's Goals** tab
5. Click on **View Study Paths** link for the goal the student is working in (will be in the top table, *Assigned Goals*)
6. Here you can **Unlock/ Lock** study paths for this student

---

# Study Path Options

---

*Access and  
Test Settings*



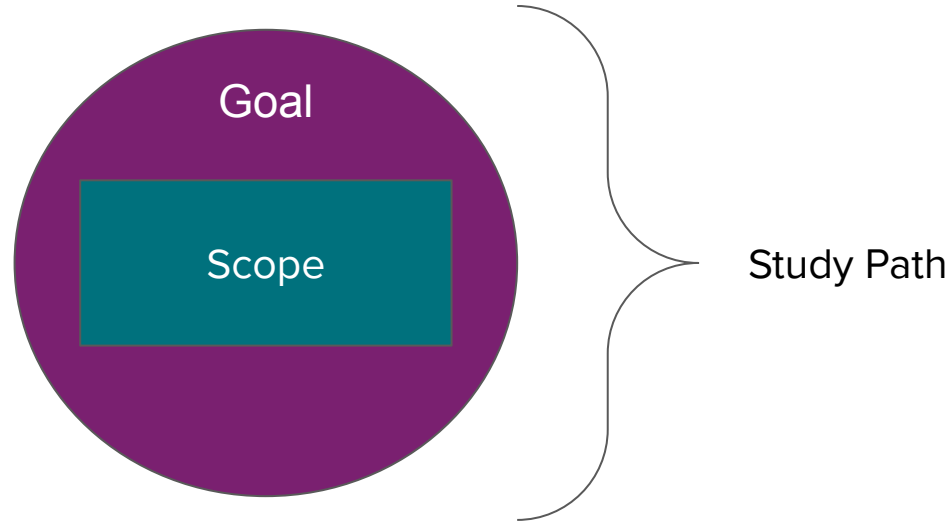


# What is a “Study Path”?

**Study Path:** a specific scope in a specific goal

Can edit how the study path will function for students.

Allows flexibility for different scopes in the same goal to have different settings and messaging.





# Study Path Options: Access

## Option 1: Study Path Options tab

1. Find the goal of interest & click the **View Study Paths** link
2. Find the scope of interest and click the **Configure** link

### Edit EdReady Version: INTERNAL: Demo Environment

ScopesGoals**Study Path Options**Admin UsersStudentsSettings

#### Study Path Options

##### Goal List

Goal Name	Active	Draft	Owner	Access Type	Goal Key	Actions
Filter	All	All	Filter	All	Filter	
Accessibility Testing	Yes	No	Ahrash Bissell	Private	accessibility	<a href="#">View Study Paths</a>
Algebra 1	Yes	No	NROC 2 ADMIN	Private	algebra1	<a href="#">View Study Paths</a>
Algebra 1 Copy - mja	Yes	No	Thomas Teacher	Private	demo_36	<a href="#">View Study Paths</a>

# Study Path Options: Access

## Option 2: Goals Tab

1. **Edit** the goal of interest
2. Open the goal's **Scopes** tab
3. Click on the **Configure** link to access that scope's study path options settings

[Home](#) [DEMO: NROC Demo 2 \(Reports dashboard\)](#) [Edit Version](#) [Goals](#) Scopes

### Edit Goal: TABE 11-12 Math

General Information

Scopes

Goal Options

Which scope(s) should be associated with this goal? Each scope becomes a Study Path for students. Add the desired scopes to the "Selected Scopes" list. Be sure to activate each scope (only active scopes will be displayed to students). If you don't see the desired scope here, return to the main Scopes tab (from your administrative dashboard) where you can create the desired scope so that it is available for this goal.

Selected scopes

(Please activate the scopes you want your students to have access to. Students will only be able to access active scopes (study paths).)

Note: If students have completed work in a scope (study path), you will no longer be able to remove it from this goal; however, you can hide the scope from future student use by deactivating it using the checkbox.

Search by tags:

Search

+

Name	Discipline	Target Score	Last Updated	Active	Tags	Actions
TABE 11-12 Math - Advanced	Math	90	08/06/2020 07:57	<input checked="" type="checkbox"/>	placement_prep,adult_education,TABE-MATH,v1	<a href="#">Remove</a> <a href="#">Configure</a>
TABE 11-12 Math - Difficult	Math	90	08/06/2020 07:57	<input checked="" type="checkbox"/>	placement_prep,adult_education,TABE-MATH,v1	<a href="#">Remove</a> <a href="#">Configure</a>
TABE 11-12 Math - Easy-Medium	Math	90	08/06/2020 07:57	<input checked="" type="checkbox"/>	placement_prep,adult_education,TABE-MATH,v1	<a href="#">Remove</a> <a href="#">Configure</a>

Page 1 of 1

10 results

Page: 1

# Study Path Options: Test Settings

Study Path Options provide additional customization for how the study path functions for students.

## Configure Study Path

Goal: TABE 11-12 Math - Scope: TABE 11-12 Math - Easy-Medium

Test Settings

Messaging

- ☒ Active
- ☐ Disable expedited testing

When this option is selected, EdReady will NOT present students with any questions that cover multiple learning objectives, so tests will likely take more time to complete.
- ☒ Enable unit tests
  - ☐ Only ask complex questions
- ☒ Allow students to hold questions until the end of the diagnostic?
- ☐ Skip initial diagnostic
- ☐ Randomize questions for diagnostic tests
- ☐ Only retest unmastered objectives
- ☐ Use reserved diagnostic question pool

Update

# Study Path Options: Test Settings

## ***New & Interesting Options:***

- **Enable Unit Tests** - Allow or remove student access to unit level tests in their study path
  - **NEW: Only ask complex questions** - Allows the unit tests to function like the diagnostic: students will be tested on each learning objective once
- **NEW: Allow students to hold questions until the end of the diagnostic?** When enabled, students can come back to questions they hold, allowing a second chance to respond before completing the diagnostic
- **Skip Initial Diagnostic** - Allow students to work through all topics and learning objectives in their Study Path. Students will begin with an EdReady score of 0.

# Standard EdReady Questions (Unit Tests/ Topic Tests)

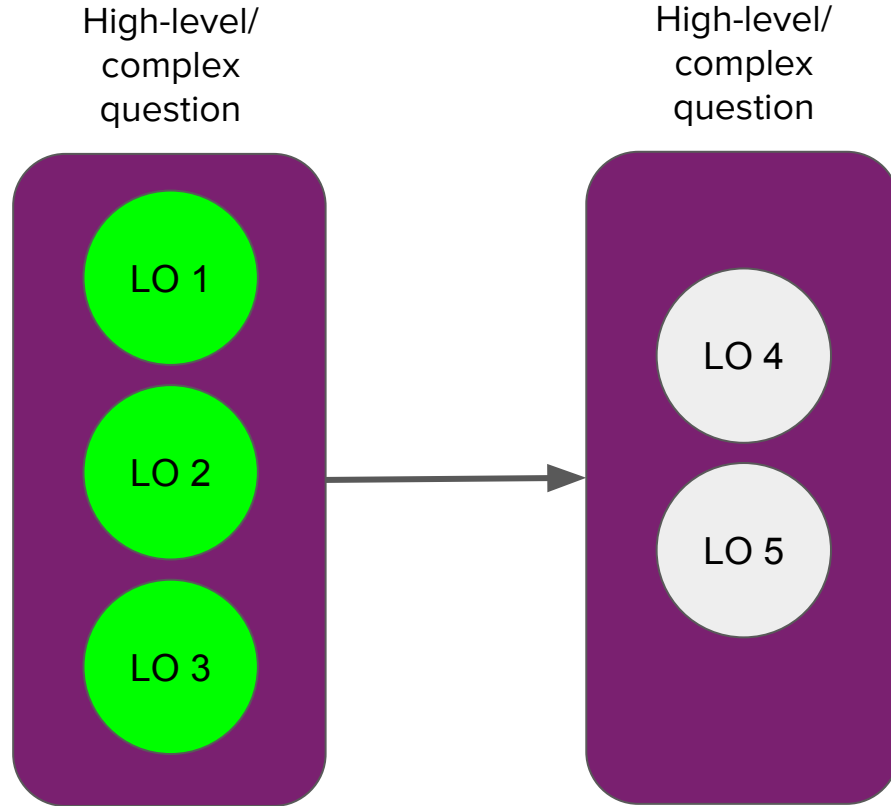
High-level/  
complex  
question

LO 1

LO 2

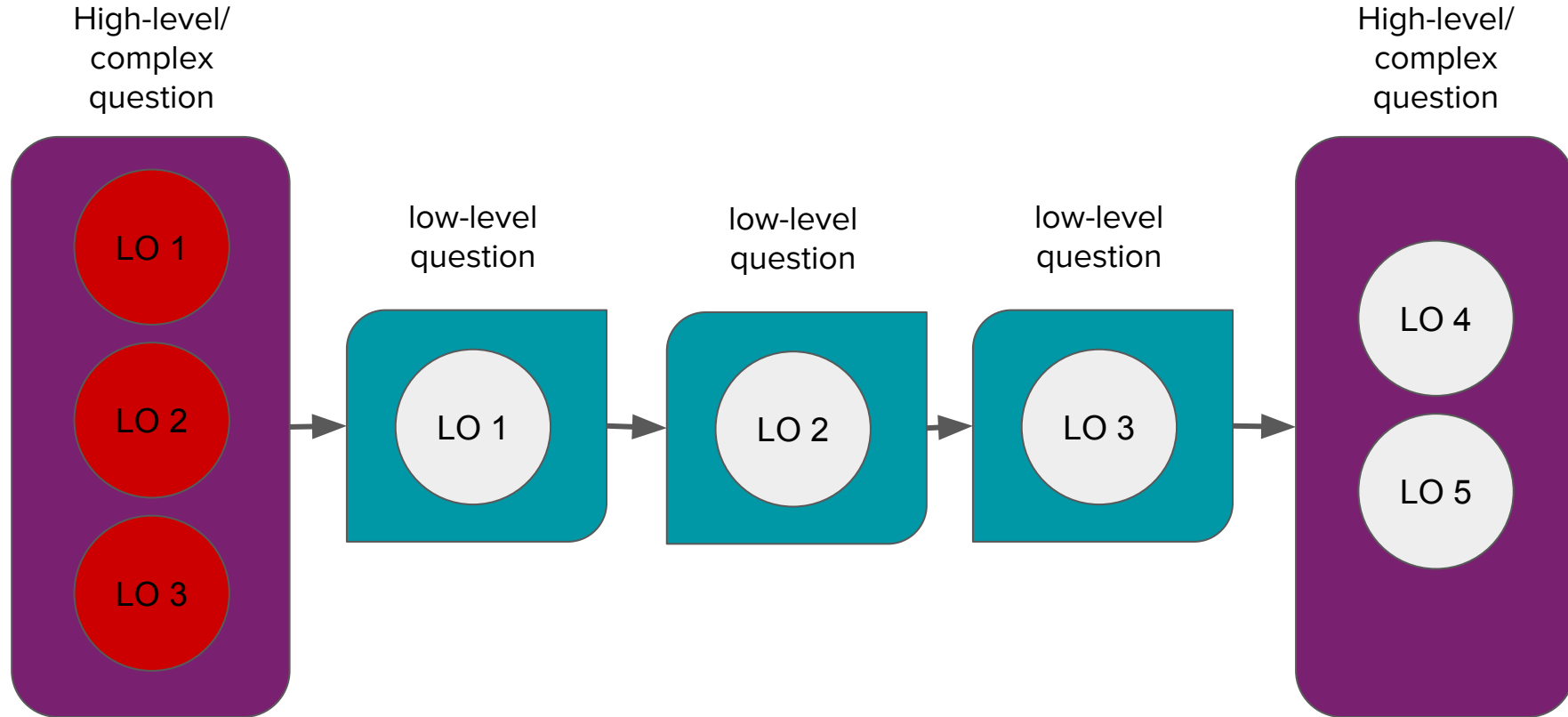
LO 3

# Standard EdReady Questions (Unit Tests/ Topic Tests)





# Standard EdReady Questions (Unit Tests/ Topic Tests)





# Standard EdReady Questions (Unit Tests/ Topic Tests)

## Questions

This table shows each question administered to this student for the test chosen from the table above. Click "Show" in the Actions column to launch the question viewer, which includes options to review the student answer as well as the correct answer in each case. If you filter or sort this table, the question viewer will only show the questions listed in the table.

[Close details](#)

### Questions administered for: (Test # 39)

Sequence	Import Code	Name	Level	Result	Possible Points	Scored Points	Actions
<input type="text" value="Filter"/>	<input type="text" value="Filter"/>	<input type="text" value="Filter"/>	<input type="text" value="Filter"/>	<input type="text" value="Filter"/>	<input type="text" value="Filter"/>	<input type="text" value="Filter"/>	<input type="text" value="Filter"/>
1	1188680	1188680	LOW	Correct	1	1	<a href="#">Show</a>
2	97677	U7QUIZ_Q5	HIGH	Incorrect	4	0	<a href="#">Show</a>
3	141435	QUIZ_118747_Q2	LOW	Correct	1	1	<a href="#">Show</a>
4	118801	QUIZ_118777_Q1	LOW	Correct	1	1	<a href="#">Show</a>
5	141495	QUIZ_118807_Q3	LOW	Incorrect	1	0	<a href="#">Show</a>
6	1188638	1188638	LOW	Correct	1	1	<a href="#">Show</a>

Page 1 of 1 100 results Page: 1

Does not impact student's mastery of the Learning Objectives (or their score)

The student earns mastery for 3 out of 4 LOs

# Standard EdReady Questions (Unit Tests/ Topic Tests)

## Questions

This table shows each question administered to this student for the test chosen from the table above. Click "Show" in the Actions column to launch the question viewer, which includes options to review the student answer as well as the correct answer in each case. If you filter or sort this table, the question viewer will only show the questions listed in the table.

[Close details](#)

Questions administered for: (Test # 39)

Sequence	Import Code	Name	Level	Result	Possible Points	Scored Points	Actions
Filter	Filter	Filter		Filter	Filter	Filter	
1	1188680	1188680	LOW	Correct	1	1	<a href="#">Show</a>
2	97677	U7QUIZ_Q5	HIGH	Incorrect	4	0	<a href="#">Show</a>
3	141435	QUIZ_118747_Q2	LOW	Correct	1	1	<a href="#">Show</a>
4	118801	QUIZ_118777_Q1	LOW	Correct	1	1	<a href="#">Show</a>
5	141495	QUIZ_118807_Q3	LOW	Incorrect	1	0	<a href="#">Show</a>
6	1188638	1188638	LOW	Correct	1	1	<a href="#">Show</a>

Page 1 of 1 100 results Page: 1

Possible Points = total  
Learning Objectives  
tested, not possible points  
(question-level)

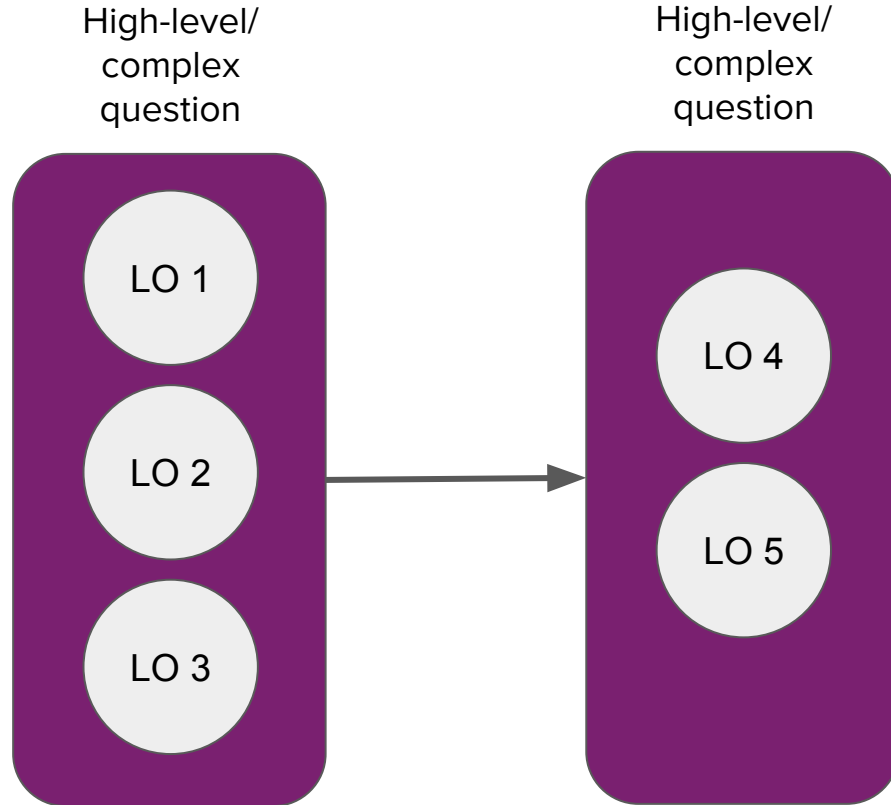
Each row of this table represents a completed test for this student, including any initial diagnostic, unit, or topic-level tests. You can review more details for each test by clicking the "Details" option in the Actions column, as well as by emailing yourself a complete copy of the table data.

## List of every test completed

Test #	Date Completed	Scope	Score upon completion	Mastery Status	Unit	Topic	Possible Points	Scored Points	Actions
39	Filter	Topic	Filter	Filter	Filter	Filter	Filter	Filter	
39	03/28/2021 21:14	Topic	89	Needs Review	Geometry	Triangles	5	4	<a href="#">Details</a>

Page 1 of 1 100 results Page: 1

# EdReady Questions: Only ask complex questions Setting



**Only ask complex questions** - students will be tested on each learning objective **once**

# Hold Questions on Diagnostic




Study Paths

Diagnostic

## Diagnostic

### Whole Numbers

Progress:



Question ID: 104425

*The movement of the progress bar may be uneven because questions can be worth more or less (including zero) depending on your answer.*



Tony rounded each of the numbers 154 and 145 to the nearest hundred. Which choice correctly compares the rounded numbers?

- ☐  $150 = 150$
- ☐  $200 = 200$
- ☐  $200 > 100$
- ☐  $154 > 145$

Submit

Pass

Hold

Don't know answer Skip for now

[Save and close](#)

# Hold Questions on Diagnostic



Study Paths

Diagnostic

## Diagnostic

### Measurement

Progress:



Question ID: 97507

All held questions will be shown to you again at the end of this test. You have held 4 questions so far.



Anais bought  $3\frac{1}{2}$  yards of ribbon. She had 2 feet 10 inches of ribbon left after trimming some curtains. How many inches of ribbon did Anais use to trim the curtains?

Anais used \_\_\_\_\_ inches of ribbon.

The solution is

Submit

Pass

Hold

[Save and close](#)

[Don't know answer](#) [Skip for now](#)



# Hold Questions on Diagnostic



Study Paths

Diagnostic

## Diagnostic

### Whole Numbers

Progress with held questions:



You are now viewing the questions you held earlier. Please submit an answer or pass.

Question ID: 104425



Tony rounded each of the numbers 154 and 145 to the nearest hundred. Which choice correctly compares the rounded numbers?

- ☐  $154 > 145$
- ☐  $200 = 200$
- ☐  $200 > 100$
- ☐  $150 = 150$

Submit

Pass



Hold

Don't know answer Not available

[Save and close](#)

# Hold Questions on Diagnostic: Reporting Impact

Questions administered for: (Test # 1) Close details



Sequence	Import Code	Name	Level	Result	Possible Points	Scored Points	Actions
<input type="text" value="Filter"/>	<input type="text" value="Filter"/>	<input type="text" value="Filter"/>	<input type="text" value="v"/>	<input type="text" value="Filter"/>	<input type="text" value="Filter"/>	<input type="text" value="Filter"/>	
19	52445	U6QUIZ_Q22	LOW	Incorrect	1	0	<a href="#">Show</a>
20	1191974	1191974	LOW	Correct	1	1	<a href="#">Show</a>
21	91008	U7QUIZ_Q17	LOW	Hold	0	0	<a href="#">Show</a>
22	88691	U7QUIZ_Q20	LOW	Correct	1	1	<a href="#">Show</a>
23	1188564	1188564	LOW	Hold	0	0	<a href="#">Show</a>
24	141984	QUIZ_119077_Q2	LOW	Correct	1	1	<a href="#">Show</a>
25	142024	QUIZ_119107_Q2	LOW	Hold	0	0	<a href="#">Show</a>
26	57596	U9QUIZ_Q3	LOW	Correct	1	1	<a href="#">Show</a>
27	501935	501935	LOW	Correct	1	1	<a href="#">Show</a>
28	502085	502085	LOW	Correct	1	1	<a href="#">Show</a>
29	97998	U9QUIZ_Q10	HIGH	Incorrect	2	0	<a href="#">Show</a>
30	1182419	1182419	LOW	Correct	1	1	<a href="#">Show</a>
31	91008	U7QUIZ_Q17	LOW	Correct	1	1	<a href="#">Show</a>
32	1188564	1188564	LOW	Incorrect	1	0	<a href="#">Show</a>

Page 1 of 1

100 results

Page: 1



---

# Study Path Options

---

*Messaging*



# Study Path Options: Messaging

Provides the ability to customize most on-screen pop-up messages and create new ones triggered by specific events or criteria

*more information on editing messages  
[in the help center](#)*

### Configure Study Path

Goal: TABE 11-12 Math - Scope: TABE 11-12 Math - Easy-Medium

[Test Settings](#)[Messaging](#)

#### Message List

Filter

Filter

All

Filter

All

Section	Category	Active	Message	Message Type	Actions
Congratulations	--	Yes	<p style="font...	Customized	<a href="#">Edit</a> <a href="#">Preview</a>
In-diagnostic	Initial Diagnostic	Yes	<p style="colo...	Customized	<a href="#">Edit</a> <a href="#">Delete</a> <a href="#">Preview</a>
In-diagnostic	Initial Diagnostic	Yes	<p style="colo...	Customized	<a href="#">Edit</a> <a href="#">Delete</a> <a href="#">Preview</a>
Post-diagnostic	End Of Topic	Yes	...	Customized	<a href="#">Edit</a> <a href="#">Preview</a>
Post-diagnostic	End Of Unit	Yes	...	Customized	<a href="#">Edit</a> <a href="#">Preview</a>
Post-diagnostic	Initial Diagnostic	Yes	<p style="colo...	Customized	<a href="#">Edit</a> <a href="#">Delete</a> <a href="#">Preview</a>
Study Path Intro	Single Unit	Yes	<p style="colo...	Customized	<a href="#">Edit</a> <a href="#">Preview</a>

Page 1 of 2

10 results

Page: 1

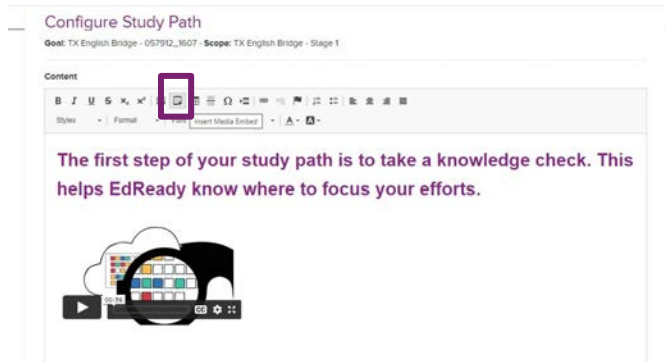
[Add a new message](#)

# Study Path Options: Messaging

## Test Intro Messages

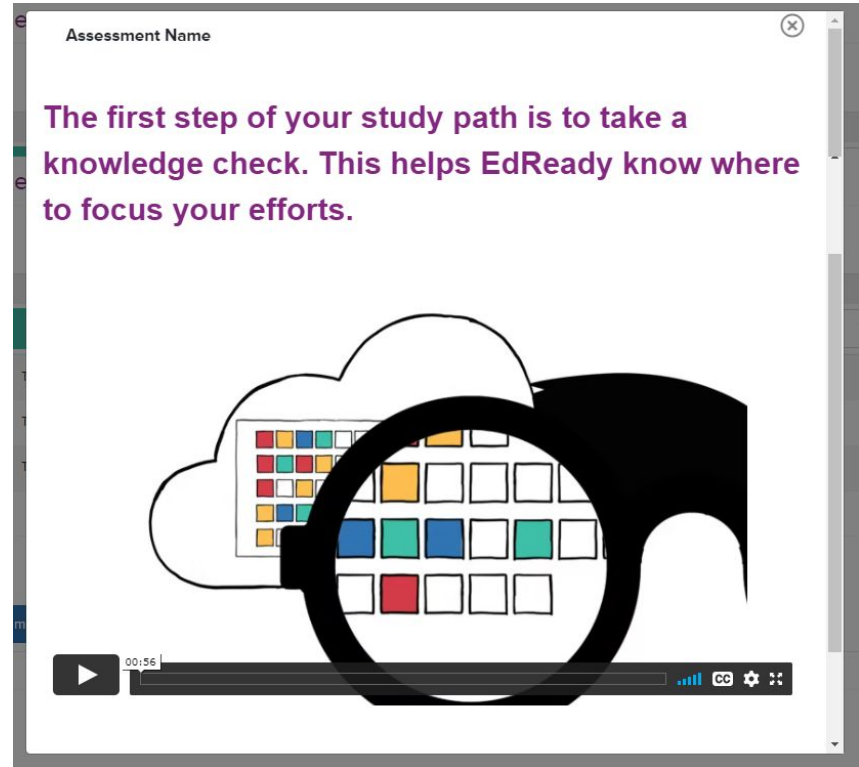
Can be used to provide specific guidance for the diagnostic and unit/ topic tests

- Calculators allowed?
- Can embed a video!



Our new diagnostic video:

<https://player.vimeo.com/video/371743762>

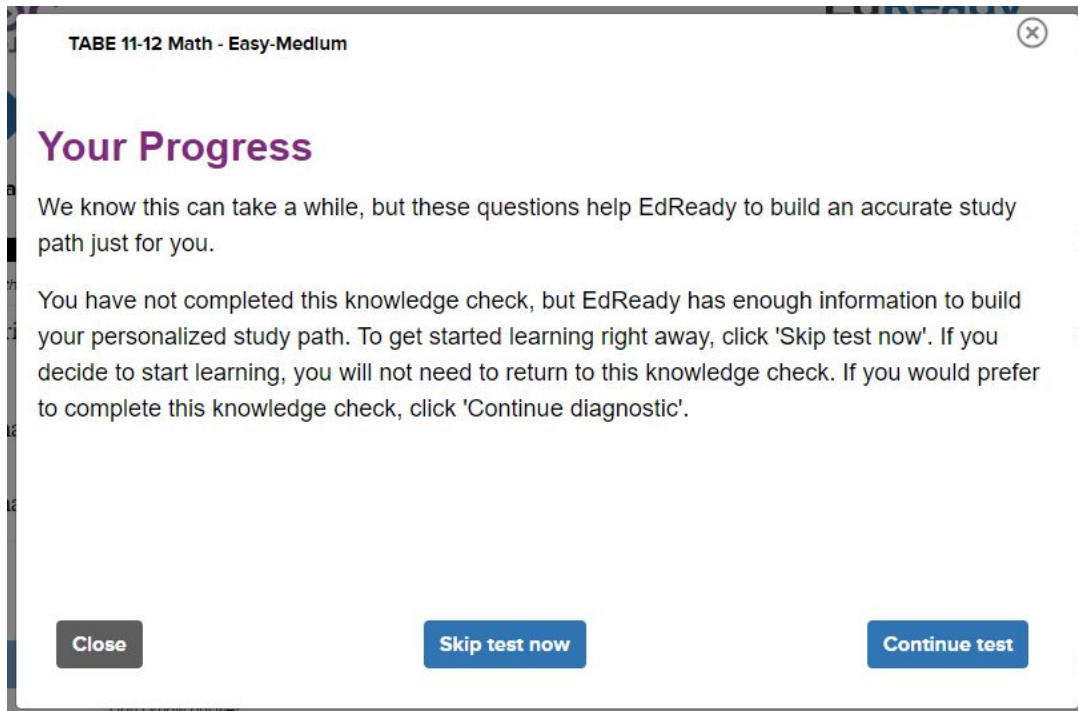


# Study Path Options: Messaging

## *In-Diagnostic Messages*

Can be used to provide encouragement and progress details to students while completing the initial diagnostic

- Multiple messages can be added: will display at selected percentage completion.
- Can display different messages to students based on their performance.
  - Students that are not performing well can be given the option to skip the remainder of the test
  - Any skipped Learning Objectives get a score of 0 (not mastered)



# Study Path Options: Messaging

## Post-Diagnostic Messages

Displayed immediately upon completion of the test activity. Can display different messages to students based on their performance.

- Diagnostic: can unlock next study path if score threshold is met
- Unit & Topic Tests: can display Learning Objective mastery

**You have tried all of the problems on this topic-level test. However, not all of your answers are correct. You have NOT mastered the required material.**

You need to click on the *Learn* button for this topic to improve your mastery of this material.

**When you feel you are ready, you will be able to test yourself again.**

*You have shown mastery of the following concepts:*

- Find the place value of a digit in a whole number.

*The concepts you need to revisit are:*

- Write a whole number in words and in standard form.
- Write a whole number in expanded form.

[Back to current study path](#)



# Study Path Options: Messaging

## Post-Diagnostic Messages: Topic Test Attempt Messages

- Can display after x# of Topic Tests for any Topic
- Will display only once (when test threshold is met for that topic), but can have messages for different numbers of tests

Steps to enable:

1. **Edit** the Post-diagnostic / End Of Topic message
2. Click the **Attempt Messaging** button
3. Can Add new messages or Edit/Delete existing messages

### Please note!

You have tested yourself several times on this topic, but still have not mastered the material. Be sure to click the **Learn** button to review the resources for this topic. If you *have* been studying and are still having trouble, reach out to your instructor for guidance. Your instructor can also see that you've tested several times.

☒ On Screen

☒ Active

☐ Email

Save

Preview below

Preview above

Attempt Messaging

Back

---

# Custom Fields

---





# Custom Fields

Additional fields to hold student information:

- Shown during registration
- Can be edited by Admins and Students (student access can be disabled)
- Included in Reports

More details in the [help center](#)

## Sign Up for EdReady™



First name

Last name

Email

Your activation email will be sent to this address.

Password

Use at least one upper case letter, one lower case letter, one numeral, and eight characters

Confirm password

ZIP code

EdReady™ will use your zip code to list colleges in your area.

Student ID:

Birth Date:

Show additional options




Sign Up for EdReady™

By clicking the button you agree to the [privacy policy](#)

# Custom Fields

Search by tags:

Search



First Name	Last Name	Time Using EdReady	Scores: ● Initial Diagnostic ● Most Recently Updated	Time Spent Studying	Target Score	Score Gain	Essay Grade	Graduation Year	Student ID	Actions
Filter	Filter	Filter	0 100	Filter	Filter	Filter				
John	Doe	00:41:10	42 ● 46	00:00:05	90	4		2021	12345	<a href="#">Details</a>
John	Doe	00:51:06	41 ● 41	00:00:00	90	0		2021	12345	<a href="#">Details</a>
John	Doe	09:00:31	33 ● 90	00:22:39	90	57	Pass	2021	12345	<a href="#">Details</a>
John	Doe	00:50:29	47 ● 47	00:00:00	90	0		2022	12345	<a href="#">Details</a>
John	Doe	14:42:00	33 ● 90	00:10:48	90	57	Pass	2021	12345	<a href="#">Details</a>
John	Doe	29:56:18	39 ● 67	00:24:53	90	28		2021	12345	<a href="#">Details</a>
John	Doe	11:16:11	37 ● 100	01:34:32	100	63	Fail	2021	12345	<a href="#">Details</a>
John	Doe	02:04:16	39 ● 46	00:13:39	90	7		2021	12345	<a href="#">Details</a>
John	Doe	02:53:59	39 ● 49	01:28:07	90	10		2021	12345	<a href="#">Details</a>
John	Doe	04:33:43	34 ● 91	00:02:22	100	57		2021	12345	<a href="#">Details</a>

Page 1 of 1004

10 results

Page: 1

If data is not stored in encrypted state, column is available for sorting/ filtering

---

# Session-Level Reporting

---



# Session Details

To navigate to the Student Activity Report

- Navigate to the **Student Data** tab
- Click **Activity Report** in the *Actions* column next to the student you wish to see

The screenshot shows a web interface with a top navigation bar containing five tabs: 'Study Paths With Student Activity', 'Study Paths Without Student Activity', 'Summary Reports', 'Student Data' (highlighted with a red arrow), and 'Admin Data'. Below the tabs is a section titled 'Table Of Students' with a help icon. A note states: 'Choose an action to see more detailed data for each student. The Activity Reports include session logs and milestones. The Study Path Details take you directly to the progress data for a specific study path. Each student has a separate list of sessions.' There is a 'View Sessions' button. Below this is a filter section with 'Associated Goal' and 'Associated Scope' dropdowns (both set to 'All'), an 'Apply Filters' button, and a 'Search by tags:' input field with a 'Search' button. The main part of the interface is a table with the following columns: First Name, Last Name, Account Created, Last Login, Number Goals, Email, Active, and Actions. The table contains four rows of student data. In the 'Actions' column, each row has two links: 'Activity Report' and 'Study Path Details'. The 'Activity Report' link for the second student (William P) is highlighted with a red box.

First Name	Last Name	Account Created	Last Login	Number Goals	Email	Active	Actions
william	Filter	Filter	Filter	Filter	Filter	All	
William	L	07/29/2016 10:40	07/29/2016 10:44	1	williaml0363@stu.myschool.edu	Yes	<a href="#">Activity Report</a> <a href="#">Study Path Details</a>
William	P	09/06/2015 12:42	09/27/2015 19:48	1	williamp0766@stu.myschool.edu	Yes	<a href="#">Activity Report</a> <a href="#">Study Path Details</a>
William	E	06/01/2015 16:07	06/24/2015 16:31	1	william0276@stu.myschool.edu	Yes	<a href="#">Activity Report</a> <a href="#">Study Path Details</a>
William	H	07/27/2015 10:08	07/27/2015 10:49	1	williamh0816@stu.myschool.edu	Yes	<a href="#">Activity Report</a> <a href="#">Study Path Details</a>

More details in the [help center](#)

# Session Details

Angela

Next Student →

Sessions

Milestones

?

## Detail of Student's Sessions

?

NOTE: Session logs are only shown for sessions after 08/26/2016

Log In	Log Out	Session Time	Time Studying	Actions
Filter	Filter	Filter	Filter	
04/07/2021 09:08	04/07/2021 09:31	00:22:22	00:00:00	<a href="#">Details</a> <a href="#">Connection</a>
04/07/2021 10:08	04/07/2021 10:51	00:42:24	00:00:00	<a href="#">Details</a> <a href="#">Connection</a>
04/07/2021 11:37	04/07/2021 11:44	00:06:41	00:00:00	<a href="#">Details</a> <a href="#">Connection</a>
04/19/2021 08:35	04/19/2021 08:58	00:22:39	00:00:00	<a href="#">Details</a> <a href="#">Connection</a>
04/19/2021 09:25	04/19/2021 09:52	00:27:27	00:00:00	<a href="#">Details</a> <a href="#">Connection</a>
04/19/2021 10:34	04/19/2021 11:14	00:40:37	00:00:22	<a href="#">Details</a> <a href="#">Connection</a>
04/21/2021 08:53	04/21/2021 11:11	02:18:09	00:00:22	<a href="#">Details</a> <a href="#">Connection</a>
04/23/2021 08:41	04/23/2021 11:30	02:48:32	00:00:32	<a href="#">Details</a> <a href="#">Connection</a>
04/26/2021 08:30	04/26/2021 11:26	02:47:32	00:00:45	<a href="#">Details</a>

Page 1 of 2

10 results

Page: 1



# Session Details: NEW Summary Report

[Student List](#)

	First Name	Session Count	Total Session Time (minutes)	Total Study Time (minutes)	Unit Tests Taken	Topic Tests Taken	Study (Learn) Sessions	Number of Newly Mastered Topics	Number of Newly Mastered Units	Score Gained (or lost)	Last Recorded EdReady Score	Session details
<input type="checkbox"/>	<input type="text" value="Filter"/>											
<input type="checkbox"/>	Alexa	3	304.2	6	0	40	4	35	4	25	90	<a href="#">Session details</a>
<input type="checkbox"/>	Alexsandra	4	190.57	1	4	26	1	23	3	17	90	<a href="#">Session details</a>
<input type="checkbox"/>	Amanda	6	298.97	6	0	39	4	34	3	90	90	<a href="#">Session details</a>
<input type="checkbox"/>	Ana	6	702.02	310	0	36	32	35	4	90	90	<a href="#">Session details</a>
<input type="checkbox"/>	Andrew	2	40.23	0	2	3	0	6	1	5	91	<a href="#">Session details</a>
<input type="checkbox"/>	Angela	3	554.88	2	0	96	37	49	5	57	57	<a href="#">Session details</a>

# Session Details: NEW Summary Report

To navigate to the Student Activity Report

- Click on the **Advanced Reports**  
*If you don't see this button, you may not have permission to access it - ask your institution's EdReady Administrator to grant you the 'Advanced Reporting Access' Permission.*
- Click the **Student Activity Report** button
- Select **Study Path**
- Select **Date** filters

This screenshot shows the 'Filter by Goal' and 'Study Paths' section. The 'Filter by Goal' dropdown is set to 'All Values'. The 'Study Paths' dropdown is set to 'MATH 085 x'. Below these is a search bar and a list of study paths with checkboxes:

Study Path	Selected
College Math Readiness	<input type="checkbox"/>
Fundamentals of Math	<input type="checkbox"/>
MATH 085	<input checked="" type="checkbox"/>
MATH 095	<input type="checkbox"/>
MATH 101	<input type="checkbox"/>
MATH 122 - Technology Students	<input type="checkbox"/>

This screenshot shows the 'Advanced Reporting Filters' section. The breadcrumb navigation shows 'Advanced Reporting' > 'Advanced Reporting Filters' > 'Summary Report'. The 'Exit Advanced Reporting' button is in the top right. The 'Study Path' is set to 'MATH 085' and the 'Dates' are set to 'Mar 1st 2021 to Mar 31st 2021'. Below this are filters for 'Date Range', 'Dates to Exclude', and 'Time Frame'.

Filter	Value
Date Range	March 1, 2021 to March 31, 2021
Dates to Exclude	March 6, 2021, March 13, 2021, March 20, 2021, March 27, 2021, March 7, 2021, March 14, 2021,
Time Frame	12:00 PM To 04:00 PM

[Show Report](#)

More details in the [help center](#)



---

# Misc Useful Functionality

---



# Visit “Next” Student



2 - ACT College Prep (Reports dashboard)

Student Data Summary

Overview

← Previous Student

David Student

Next Student →

Email: c

Goal: ACT Math

Study Path: ACT Math

Institution Name:

Student Id:

Overview

Tests Taken

Resources Studied

## Overview

Last Test Activity:

04/03/2018 15:27

Last Resource Studied:

Decimals and Fractions

Initial Score:

16

Score Gain:

0

Times Taken:

1

Current Score:

16

Target reached:

No

Time Studying:

00:00:04

# Student Dashboard/ Welcome Messages

**EdReady**  
Powered by NROC

**EdReady**  
Powered by NROC

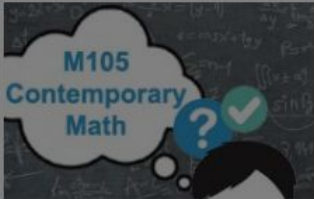
Guest User

[Dashboard](#)

## What do you want to be ready for?

Choose a goal to get started!

### All goals

**College Readiness**  
  
[More Info](#) [Go to Goal](#)

**Improve your Math Skills**  
[More Info](#)

**Improve your Math Skills**  
[More Info](#)

**Test Goal**  
[More Info](#)


×

## Welcome to EdReady™!

EdReady will help you prepare for college and career goals.

Have you been given a key?

Enter a key

 **Submit**

☐ Show key

If you don't have a key, just click "Get Started".

[Get Started!](#)

# Student Dashboard/ Welcome Messages

**EdReady**  
Powered by NROC

**EdReady**  
Powered by NROC

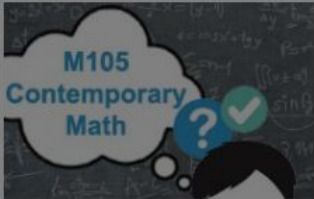
Guest User

[Dashboard](#)

## What do you want to be ready for?

Choose a goal to get started!

### All goals

**College Readiness**  
  
[More Info](#) [Go to Goal](#)

**Improve your Math Skills**  
[More Info](#)

## Welcome to EdReady™!

EdReady will help you prepare for college and career goals.

[Submit](#)

☐ Show key

[Get Started!](#)

Have you been given a key?

Enter a key

If you don't have a key, just click "Get Started".

# Customize Scope: Learning Objective Level

[INTERNAL: Nicole Test \(Reports dashboard\)](#) [Edit Version](#) [Scopes](#) General Information

## TABE 9-10 Math - Easy-Medium

[General Information](#) [Scope Of Expectations](#) [Diagnostic Scope](#) [Resources](#) [Questions](#)

**Name:**

**Target Score:**

**Maximum study paths:**

☒ **Enable advanced customization**  
When this option is selected, you will be able to customize the scope of expectations to individual learning objectives. Use with caution.

☒ **Active**

☐ **Exclude from reports**

☐ **Enable resource grouping**

**Tags**



# Customize Scope: Learning Objective Level

## TABE 9-10 Math - Easy-Medium

General information

**Scope Of Expectations**

Diagnostic Scope

Resources

Questions

☐ Select all

Email yourself the scope and diagnostic structures in XLS format.

Email Data

Expand all

### ☒ Unit 1: Whole Numbers

#### ☒ Lesson: Introduction to Whole Numbers

##### ☐ Topic: Place Value and Names for Whole Numbers

- ☐ Learning Objective: Find the place value of a digit in a whole number.
- ☐ Learning Objective: Write a whole number in words and in standard form.
- ☐ Learning Objective: Write a whole number in expanded form.

##### ☐ Topic: Rounding Whole Numbers

- ☐ Learning Objective: Learn the rules for rounding.
- ☐ Learning Objective: Round whole numbers to specific place values, including tens, hundreds, and thousands.

##### ☒ Topic: Comparing Whole Numbers

- ☒ Learning Objective: Use  $>$  or  $<$  to compare whole numbers.

#### ☒ Lesson: Adding and Subtracting Whole Numbers

##### ☒ Topic: Adding Whole Numbers and Applications

- ☒ Learning Objective: Add whole numbers without regrouping.
- ☒ Learning Objective: Add whole numbers with regrouping.
- ☒ Learning Objective: Find the perimeter of a polygon.
- ☒ Learning Objective: Solve application problems using addition.

##### ☒ Topic: Subtracting Whole Numbers and Applications

- ☒ Learning Objective: Subtract whole numbers without regrouping.
- ☒ Learning Objective: Subtract whole numbers with regrouping.
- ☒ Learning Objective: Solve application problems using subtraction.

##### ☒ Topic: Estimation

Students may see Learn resources for excluded LOs, but will not be Tested on them



---

# Future Improvements

---



# Other exciting items

**Notifications:** Ability to alert instructor/admin of student behavior

NotificationsSubscriptionsManagement

My notifications

CategoryUnreadActions

FilterFilter

No Milestone Progress40Details

Learning and Testing Ratio785Details

Page 1 of 110 resultsPage: 1

Unread items for category: No Milestone ProgressClose details

Show all

FilterFilterFilterFilter/

Name	Subscribed Since	Date Sent	About	Read	Actions
Eng1: Diagnostic Not Completed	06/23/2021 12:18	07/24/2021 16:19	john@blackboard.org	false	<a href="#">View</a> <a href="#">Archive</a>
Eng1: Diagnostic Not Completed	06/23/2021 12:18	07/09/2021 12:05	john@blackboard.org	false	<a href="#">View</a> <a href="#">Archive</a>
Eng1: Diagnostic Not Completed	06/23/2021 12:18	06/26/2021 20:28	john@blackboard.org	false	<a href="#">View</a> <a href="#">Archive</a>
Eng1: Diagnostic Not Completed	06/23/2021 12:18	07/24/2021 13:07	john@blackboard.org	false	<a href="#">View</a> <a href="#">Archive</a>
Eng1: Diagnostic Not Completed	06/23/2021 12:18	07/05/2021 10:09	john@blackboard.org	false	<a href="#">View</a> <a href="#">Archive</a>
Eng1: Diagnostic Not Completed	06/23/2021 12:18	07/24/2021 13:07	john@blackboard.org	false	<a href="#">View</a> <a href="#">Archive</a>
Eng1: Diagnostic Not Completed	06/23/2021 12:18	06/28/2021 02:10	john@blackboard.org	false	<a href="#">View</a> <a href="#">Archive</a>

Page 1 of 140 resultsPage: 1



# Questions?



# Robust implementation and technical support

Dedicated implementation specialist

Daily Office Hours

Regular Info Sessions

Comprehensive Help Center and technical ticket support

# Office Hours

Drop-in Office Hours sessions offered every week day, available for all instructors and staff at member institutions.

MONDAY: 9am PT / 12pm ET

TUESDAY: 1pm PT / 4pm ET

WEDNESDAY: 1pm PT / 4pm ET

THURSDAY: 1pm PT / 4pm ET

FRIDAY: 9am PT / 12pm ET

Details at: <https://www.nroc.org/support-hub#Support-Options>

Or bookmark this link (only active during office hours): <https://global.gotomeeting.com/join/533082813>



# BACK-TO-SCHOOL *Info Session Series*

Make the Most of Your Membership

EdReady 101

Optimize EdReady for a New Semester

Leverage EdReady Reports to Support Your Students

EdReady Advanced and New Functionality

*Register and find session recordings at [NROC.org](https://www.nroc.org)*





**NROC  
MATH**

**NROC  
ENGLISH**

**EdReady**

**Hippo  
Campus**

**THE  
NROC  
NETWORK**

**NROC.org**

**THE  
NROC  
PROJECT**

**THANK YOU FOR  
ATTENDING!**

**Nicole McCabe**  
[nmccabe@nroc.org](mailto:nmccabe@nroc.org)

Continue the conversation on  
social media using #NROCpd.

Access the archived webinar at  
[NROC.org](https://NROC.org).