



ALTSIGNALS BINANCE VIP REPORT 2020 APRIL

~TOTAL PROFIT~
%825

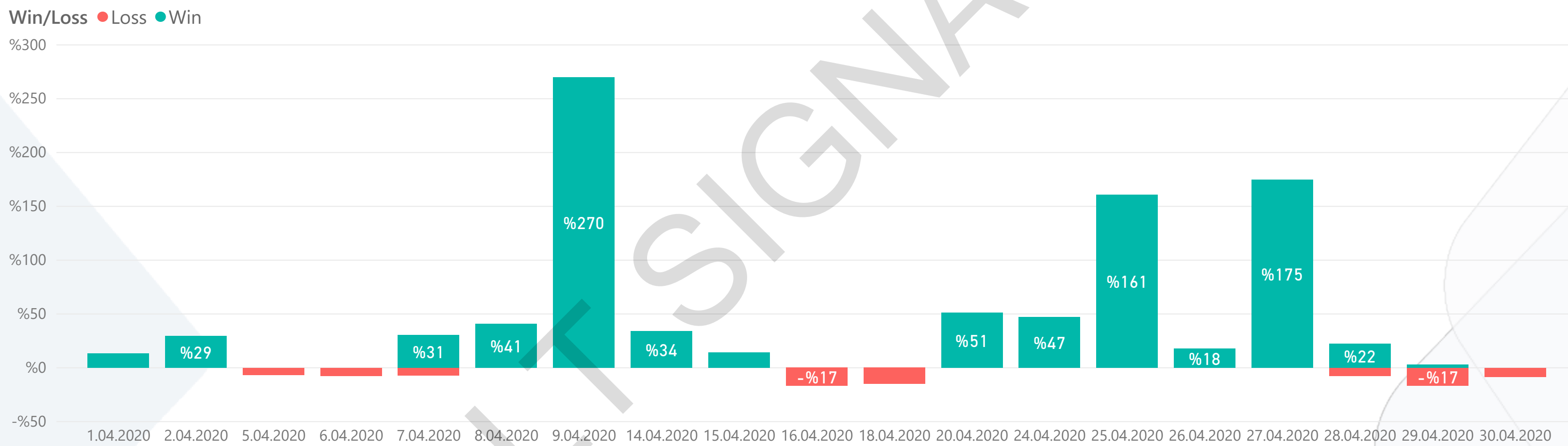
Success Rate **38** **%73.7** # of Given Signals

Completed Trades **38** # of Signals **%825** Total Profit

Win Trades **28** # of Trades **%910** Win Profit

Loss Trades **10** # of Trades **-%85** Loss Rate

WIN & LOSS CHART



TOP WIN & LOSS TRADES

Signal Date	Pair	Final Profit	Tot. Dur. (days)	Final Target
25.04.2020	BAT/USDT	%149,1	3	T3
9.04.2020	ATOM/USDT	%148,8	2	T3
25.04.2020	XLM/USDT	%91,6	1	T3
8.04.2020	DASH/USDT	%75,8	2	T4
25.04.2020	XRP/USDT	%69,3	1	T1

Signal Date	Pair	Trade Loss	Tot. Dur. (days)
17.04.2020	LINK/USDT	-%15,0	2
13.04.2020	GTO/BTC	-%12,3	4
27.04.2020	COS/BTC	-%8,5	3
28.04.2020	NEO/BTC	-%8,3	3
29.04.2020	TOMO/BTC	-%8,3	1

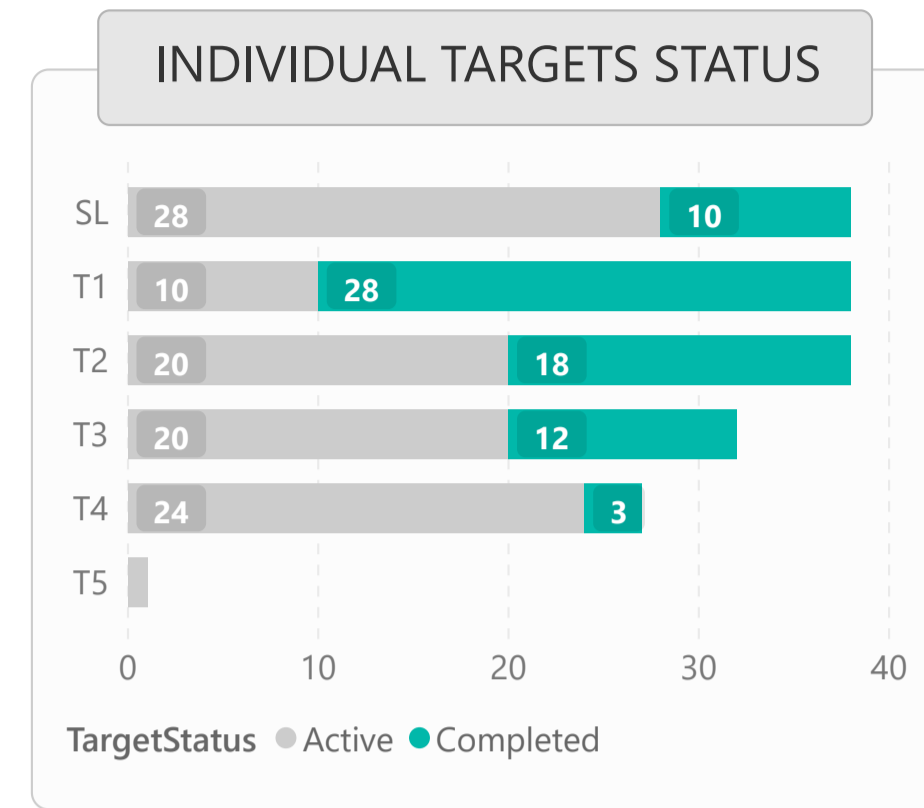
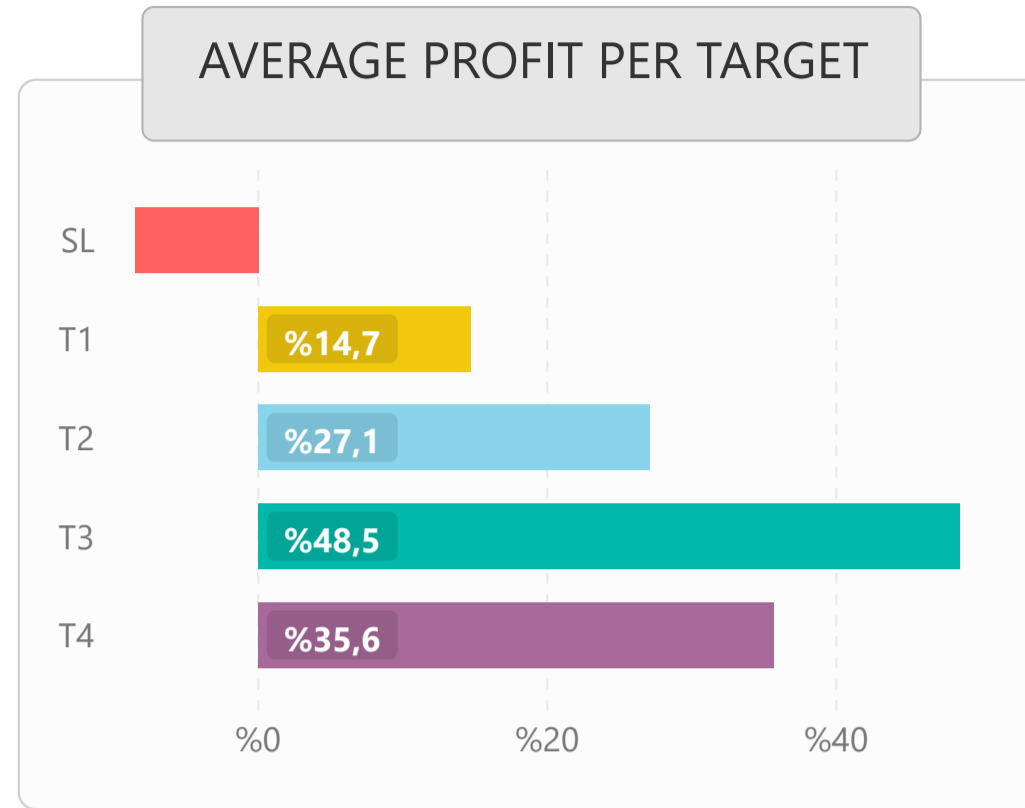
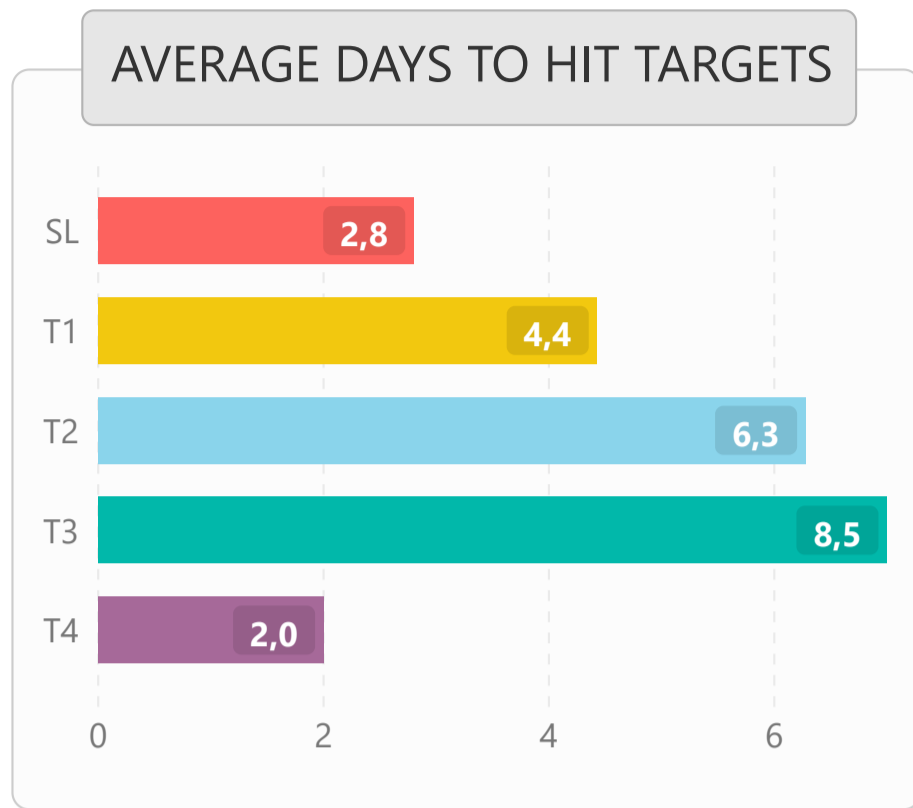


LIST OF ALL TRADES

Signal Date	Pair	Buy Rate	Target 1	Target 2	Target 3	Target 4	Stop Loss	Final Profit/Loss	Tot. Dur. (days)
16.02.2020	LOOM/BTC	0.00000314	0.00000330	0.00000370	0.00000410	0.00000490	0.00000288	%30,6	52
26.03.2020	XTZ/BTC	0.00002540	0.00002780	0.00003000	0.00003500		0.00002285	%37,8	30
27.03.2020	WRX/BTC	0.00015100	0.00016950	0.00019550			0.00014150	%29,5	7
1.04.2020	POWR/BTC	0.00000880	0.00000956	0.00000996	0.00011500	0.00013700	0.00000835	%13,2	1
1.04.2020	XTZ/BTC	0.00002525	0.00002738	0.00002920			0.00002375	%15,6	8
4.04.2020	HBAR/BTC	0.00000495	0.00000550	0.00000600	0.00000650	0.00000720	0.00000460	-%7,1	4
4.04.2020	SNT/BTC	0.00000260	0.00000272	0.00000290	0.00000310		0.00000243	-%6,5	1
5.04.2020	ALGO/BTC	0.00002580	0.00002730	0.00002850	0.00002995		0.00002379	%5,8	5
5.04.2020	STORJ/BTC	0.00001560	0.00001635	0.00001680	0.00001880	0.00002166	0.00001443	-%7,5	2
6.04.2020	DASH/USDT	70.7000	72.8000	76.5000			69.7500	%41,0	3
8.04.2020	DASH/USDT	74.5000	75.4000	76.2000	77.7000	80.1500	69.7500	%75,8	2
8.04.2020	ETC/USDT	5.4000	5.5500	5.6600	5.7600	6.0000	5.1500	%6,7	2
9.04.2020	ATOM/USDT	2.4200	2.4800	2.5300	2.6000		2.3500	%148,8	2
9.04.2020	ZEC/BTC	0.00520000	0.00531300	0.00550000			0.00499000	%17,3	1
11.04.2020	BNB/BTC	0.00020200	0.00020650	0.00021350	0.00022500	0.00023700	0.00019850	%34,2	3
13.04.2020	GTO/BTC	0.00000081	0.00000090	0.00000096	0.00000120	0.00000152	0.00000071	-%12,3	4
13.04.2020	HBAR/BTC	0.00000480	0.00000500	0.00000525			0.00000459	-%4,4	4
14.04.2020	LINK/USDT	3.3400	3.1800	2.8800	2.5000		3.6200	%14,4	1
17.04.2020	LINK/USDT	3.5050	3.2100	2.9500			3.6100	-%15,0	2
18.04.2020	MATIC/BTC	0.00000178	0.00000195	0.00000215	0.00000232	0.00000245	0.00000165	%9,6	6
19.04.2020	BTC/USDT	7100.0000	7190.0000	7400.0000	7900.0000	8490.0000	6840.0000	%12,7	1
19.04.2020	EOS/USDT	2.6000	2.7000	2.8400	3.1600	3.5000	2.5200	%38,5	2
24.04.2020	KNC/BTC	0.00006658	0.00006858	0.00007058	0.00007324	0.00007657	0.00006108	%15,0	2
24.04.2020	ZRX/BTC	0.00002465	0.00002535	0.00002610	0.00002700	0.00002840	0.00002250	%9,5	3
25.04.2020	BAT/USDT	0.1845	0.1825	0.1810	0.1790	0.1730	0.1900	%149,1	3
25.04.2020	QLC/BTC	0.00000131	0.00000135	0.00000140	0.00000147	0.00000155	0.00000119	%3,1	5
25.04.2020	STORJ/BTC	0.00013400	0.00013810	0.00014210	0.00014750	0.00015550	0.00012290	%6,0	3
25.04.2020	TNT/BTC	0.00000648	0.00000675	0.00000695	0.00000725	0.00000755	0.00000600	-%7,4	4
25.04.2020	XLM/USDT	0.0622	0.0626	0.0629	0.0630	0.0634	0.0615	%91,6	1
25.04.2020	XRP/USDT	0.1948	0.1970	0.1985	0.2000	0.2030	0.1900	%69,3	1
26.04.2020	APPC/BTC	0.00000389	0.00000401	0.00000413	0.00000428	0.00000452	0.00000355	%3,1	3
26.04.2020	GVT/BTC	0.00010650	0.00010970	0.00011290	0.00011720	0.00012600	0.00009770	%3,0	1
27.04.2020	AGI/BTC	0.00000184	0.00000191	0.00000197	0.00000204	0.00000213	0.00000169	%16,1	2
27.04.2020	COS/BTC	0.00000071	0.00000075	0.00000077	0.00000080	0.00000082	0.00000065	-%8,5	3
27.04.2020	WAVES/BTC	0.00013610	0.00014020	0.00014430	0.00014980	0.00015790	0.00012480	%10,1	1
28.04.2020	AION/BTC	0.00001069	0.00001102	0.00001134	0.00001176	0.00001229	0.00000980	%3,1	1
28.04.2020	NEO/BTC	0.00110600	0.00114000	0.00117300	0.00121700	0.00128300	0.00101400	-%8,3	3
29.04.2020	TOMO/BTC	0.00004670	0.00004811	0.00004951	0.00005138	0.00005371	0.00004284	-%8,3	1



1) DETAILED STATS OF TARGETS (T1, T2, T3 etc.)



2) TARGET DURATION vs PROFIT/LOSS SCATTER CHART

