



BINANCE REPORT 2020 MARCH

TOTAL PROFIT
%194

Success Rate **28** **%64.3** # of Given Signals

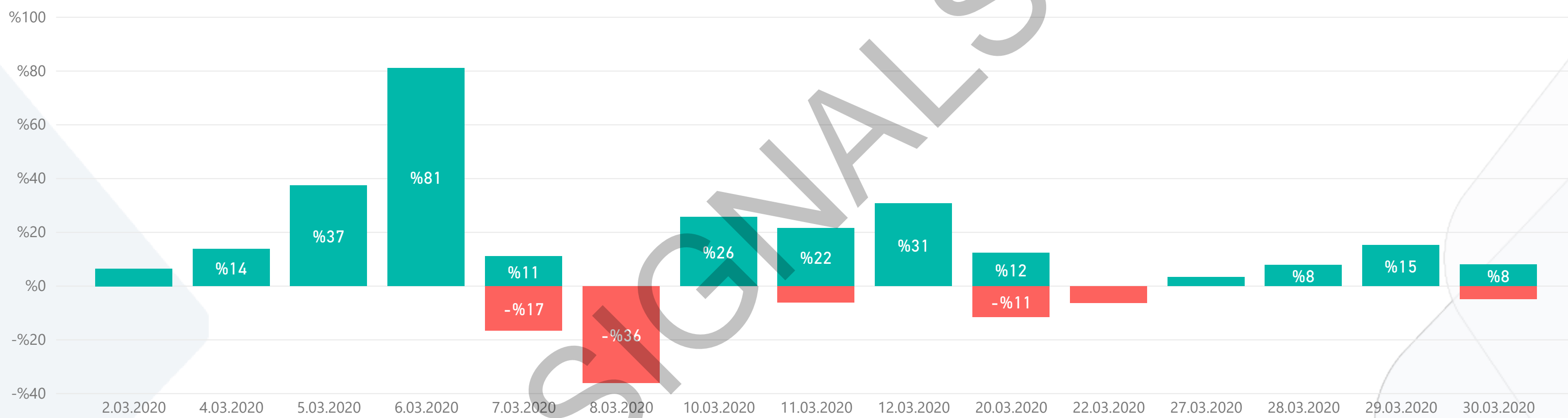
Completed Trades **28** # of Signals **%194** Total Profit

Win Trades **18** # of Trades **%275** Win Profit

Loss Trades **10** # of Trades **-%81** Loss Rate

WIN & LOSS CHART

Win/Loss ● Loss ● Win



TOP WIN & LOSS TRADES

Signal Date	Pair	Final Profit	Tot. Dur. (days)	Final Target
30.12.2019	REN/BTC	%81,1	68	T3
13.02.2020	POA/BTC	%30,8	30	T4
27.02.2020	STX/BTC	%22,4	8	T4
9.03.2020	COS/BTC	%17,2	3	T2
9.03.2020	LTO/BTC	%16,2	2	T2

Signal Date	Pair	Trade Loss	Tot. Dur. (days)
20.03.2020	PERL/BTC	-%11,4	1
4.03.2020	KMD/BTC	-%10,1	5
7.03.2020	MANA/BTC	-%10,0	1
3.03.2020	XEM/BTC	-%9,8	6
4.03.2020	WTC/BTC	-%9,7	5

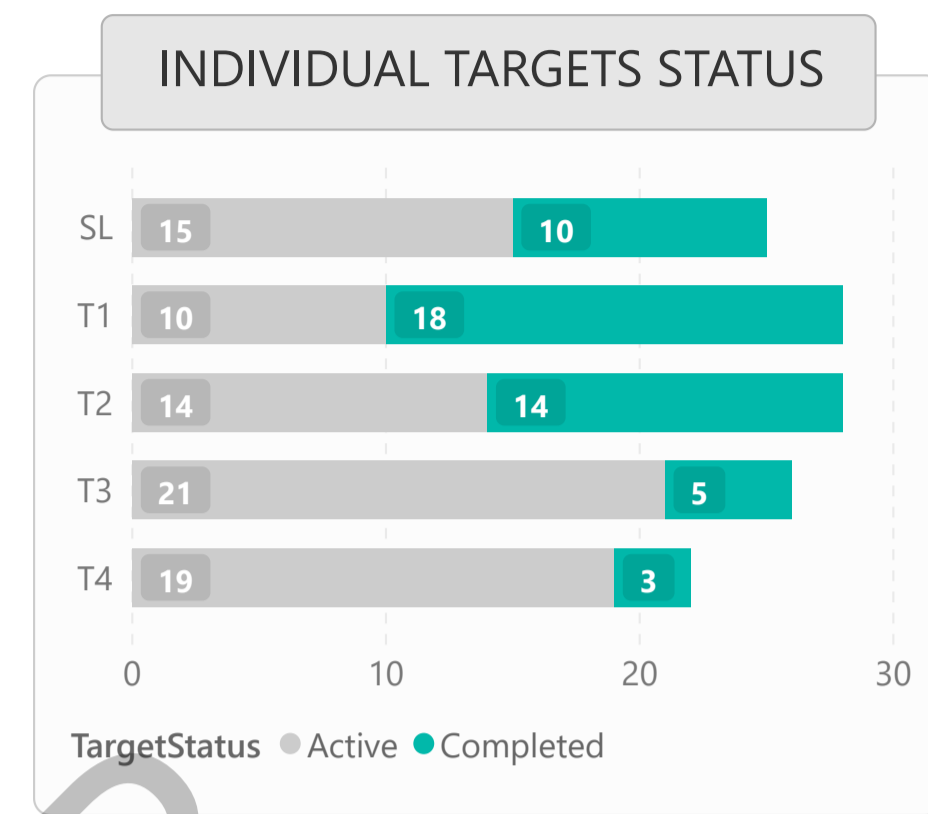
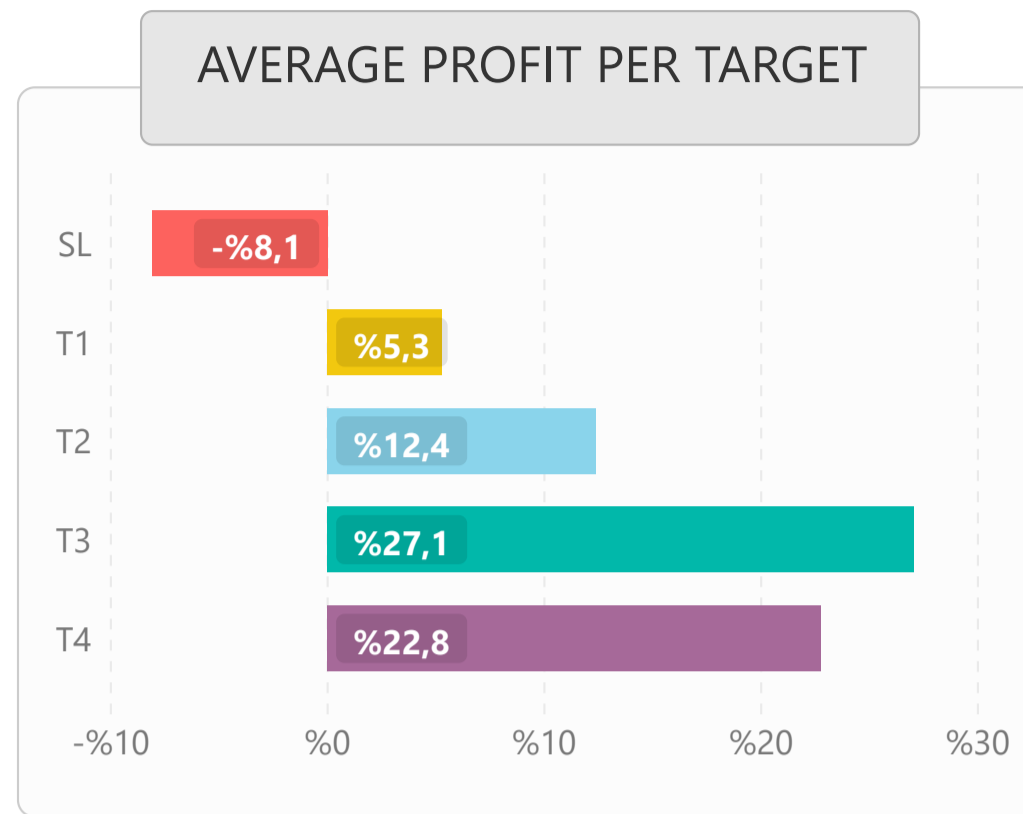
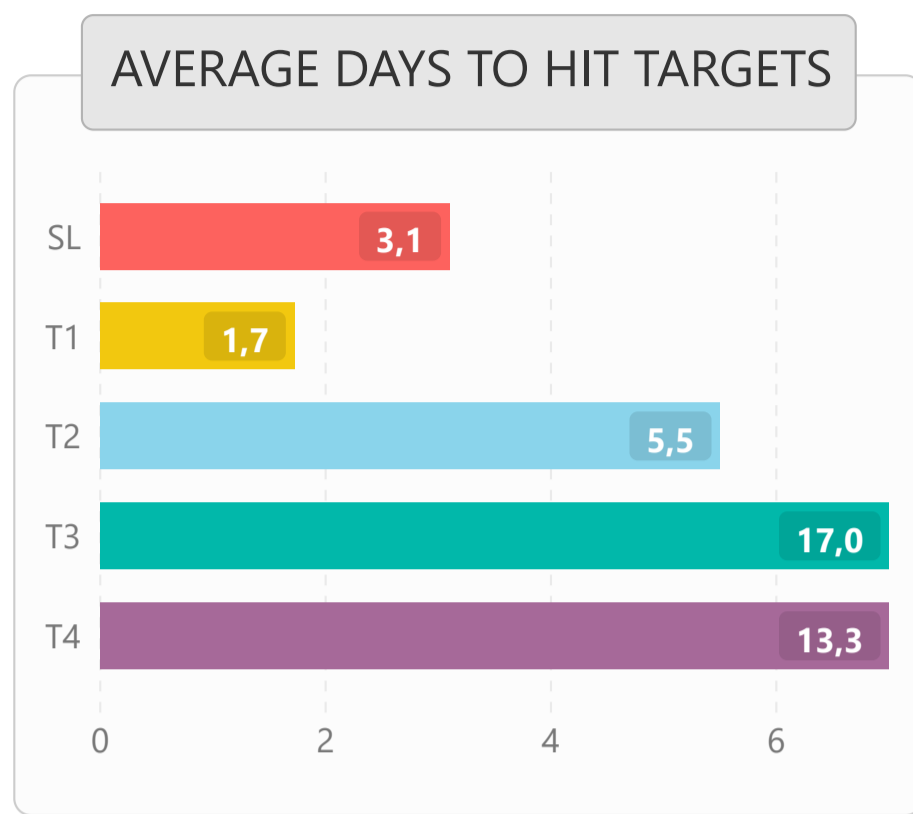


LIST OF ALL TRADES

Signal Date	Pair	Buy Rate	Target 1	Target 2	Target 3	Target 4	Stop Loss	Final Profit/Loss	Tot. Dur. (days)
30.12.2019	REN/BTC	0.00000428	0.00000520	0.00000640	0.00000775		0.00000407	%81,1	68
13.02.2020	POA/BTC	0.00000172	0.00000180	0.00000190	0.00000205	0.00000225	0.00000137	%30,8	30
27.02.2020	ARDR/BTC	0.00000554	0.00000575	0.00000590	0.00000650	0.00000720	0.00000494	%6,5	5
27.02.2020	ONE/BTC	0.00000051	0.00000054	0.00000058	0.00000065	0.00000080	0.00000044	%13,7	7
27.02.2020	STX/BTC	0.00001470	0.00001520	0.00001550	0.00001660	0.00001800	0.00001270	%22,4	8
3.03.2020	IOTA/BTC	0.00002564	0.00002692	0.00002846	0.00002974	0.00003230	0.00002400	-%6,4	6
3.03.2020	XEM/BTC	0.00000610	0.00000652	0.00000675	0.00000724	0.00000767	0.00000550	-%9,8	6
4.03.2020	KMD/BTC	0.00000723	0.00000750	0.00000775	0.00000820	0.00000900	0.00000650	-%10,1	5
4.03.2020	VIA/BTC	0.00002132	0.00002175	0.00002239	0.00002345	0.00002452		%15,0	2
4.03.2020	WTC/BTC	0.00000493	0.00000515	0.00000525	0.00000570	0.00000650	0.00000445	-%9,7	5
7.03.2020	AION/BTC	0.00001678	0.00001750	0.00001790	0.00001880	0.00002050	0.00001485	%6,7	1
7.03.2020	ENG/BTC	0.00002760	0.00002880	0.00003000	0.00003250	0.00003600	0.00002580	%4,3	1
7.03.2020	ENJ/BTC	0.00002760	0.00002880	0.00003000	0.00003250	0.00003600	0.00002580	-%6,5	1
7.03.2020	MANA/BTC	0.00000530	0.00000555	0.00000580	0.00000640	0.00000725	0.00000477	-%10,0	1
9.03.2020	COS/BTC	0.00000122	0.00000129	0.00000143				%17,2	3
9.03.2020	LTO/BTC	0.00000788	0.00000834	0.00000916				%16,2	2
10.03.2020	ETHBULL/USDT	867.0	910.0	950.0	1050.0	1200.0	805.0	%9,6	1
11.03.2020	TOMO/BTC	0.00005645	0.00005850	0.00006000	0.00006300	0.00006600	0.00005300	-%6,1	2
11.03.2020	WRX/BTC	0.00002398	0.00002500	0.00002750	0.00003000	0.00003500	0.00002120	%4,3	1
19.03.2020	GO/BTC	0.00000105	0.00000113	0.00000118	0.00000135	0.00000160	0.00000091	%12,4	1
20.03.2020	PERL/BTC	0.00000254	0.00000270	0.00000280	0.00000315	0.00000350	0.00000225	-%11,4	1
21.03.2020	TOMO/BTC	0.00003930	0.00004100	0.00004250	0.00004600	0.00004900	0.00003685	-%6,2	2
25.03.2020	BEAM/BTC	0.00000398	0.00000415	0.00000430	0.00000490	0.00000550	0.00000370	%8,0	6
25.03.2020	HC/BTC	0.00001520	0.00001580	0.00001640	0.00001750	0.00001900	0.00001350	%7,9	3
26.03.2020	DCR/BTC	0.00176000	0.00182000	0.00188000	0.00198000		0.00170500	%3,4	1
26.03.2020	ENJ/BTC	0.00001320	0.00001345	0.00001380	0.00001480	0.00001620	0.00001235	%12,1	4
29.03.2020	ZRX/BTC	0.00002390	0.00002465	0.00002575	0.00002790		0.00002300	%3,1	1
30.03.2020	HBAR/BTC	0.00000520	0.00000550	0.00000565	0.00000630		0.00000495	-%4,8	2



1) DETAILED STATS OF TARGETS (T1, T2, T3 etc.)



2) TARGET DURATION vs PROFIT/LOSS SCATTER CHART

