




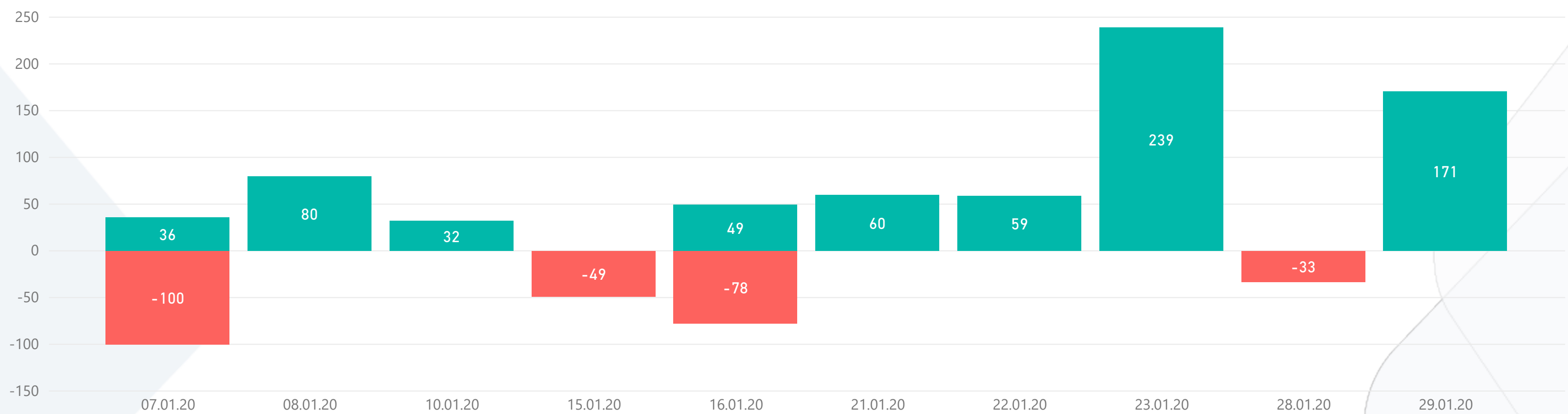
# ALTFX REPORT 2019/12 DECEMBER

~TOTAL PIPS~  
465



## 1) WIN & LOSS CHART

Win/Loss ● Loss ● Win



## 2) TOP WIN & LOSS TRADES

Signal Date	Pair	Buy Rate	Sell Rate	+ Pips	Dur. (hours)
16.01.2020	CHF/JPY	114.220	112.89000	133	174,2
15.01.2020	EUR/GBP	0.8570	0.84592	111	338,6
14.01.2020	CAD/JPY	84.150	83.09100	106	222,1
7.01.2020	CAD/JPY	83.610	82.00000	61	14,1
14.01.2020	EUR/JPY	122.500	120.80000	60	151,5

Signal Date	Pair	Buy Rate	Sell Rate	- Pips	Dur. (hours)
16.01.2020	GBP/AUD	1.8880	1.89470	-67	7,8
6.01.2020	EUR/NZD	1.6769	1.68300	-61	23,1
14.01.2020	USD/CHF	0.9694	0.96450	-49	26,7
6.01.2020	AUD/NZD	1.0399	1.03600	-39	16,5
28.01.2020	EUR/AUD	1.6320	1.63530	-33	0,3

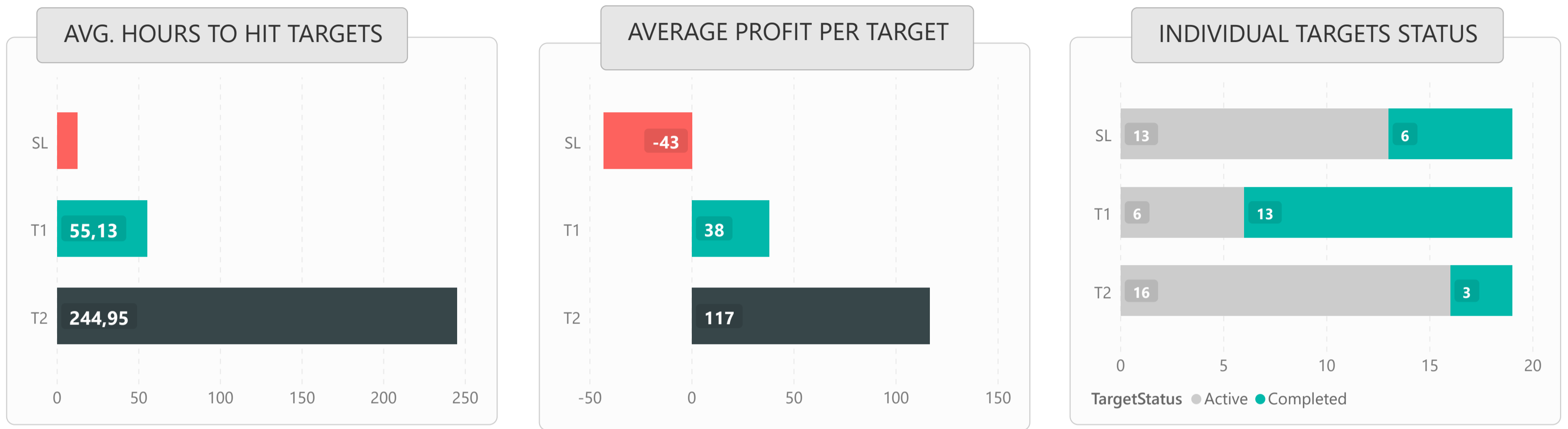


## LIST OF ALL TRADES

Signal Date	Currency	Long/Short	Buy Rate	T1 Rate	T2 Rate	SL Rate	Pips	Dur. (Hours)
6.01.2020	EUR/NZD	Short	1.6769	1.6726	1.6640	1.6830	-61	115,5
6.01.2020	AUD/NZD	Long	1.0399	1.0430	1.0490	1.0360	-39	82,7
6.01.2020	GBP/CHF	Long	1.2764	1.2800	1.2860	1.2600	36	73,5
7.01.2020	CAD/JPY	Short	83.610	83.000	82.000	84.450	61	70,5
8.01.2020	USD/CHF	Long	0.9713	0.9732	0.9812	0.9650	19	35,4
9.01.2020	AUD/CHF	Long	0.6689	0.6721	0.6800	0.6585	32	143,4
14.01.2020	CAD/JPY	Short	84.150	83.891	83.091	84.600	106	1110,5
14.01.2020	EUR/GBP	Short	0.8581	0.8532	0.8300	0.8750	49	263,3
14.01.2020	USD/CHF	Long	0.9694	0.9718	0.9780	0.9645	-49	133,3
14.01.2020	EUR/JPY	Short	122.500	121.900	120.800	123.300	60	757,6
15.01.2020	EUR/GBP	Short	0.8570	0.8532	0.8459	0.8750	111	1692,9
16.01.2020	GBP/AUD	Short	1.8880	1.8800	1.8743	1.8947	-67	39,1
16.01.2020	CHF/JPY	Short	114.070	113.700	112.700	114.180	-11	0,5
16.01.2020	CHF/JPY	Short	114.220	113.700	112.890	114.800	133	870,8
16.01.2020	EUR/CHF	Long	1.0742	1.0765	1.0850	1.0690	23	696,5
21.01.2020	USD/CHF	Long	0.9682	0.9718	0.9780	0.9645	36	113,7
28.01.2020	AUD/USD	Long	0.6751	0.6777	0.6800	0.6720	26	96,7
28.01.2020	USD/CAD	Short	1.3194	1.3160	1.3120	1.3225	34	64,2
28.01.2020	EUR/AUD	Short	1.6320	1.6260	1.6150	1.6353	-33	1,6



# 1) DETAILED STATS OF TARGETS (T1, T2, T3 etc.)



# 2) TARGET DURATION vs PROFIT/LOSS SCATTER CHART

