




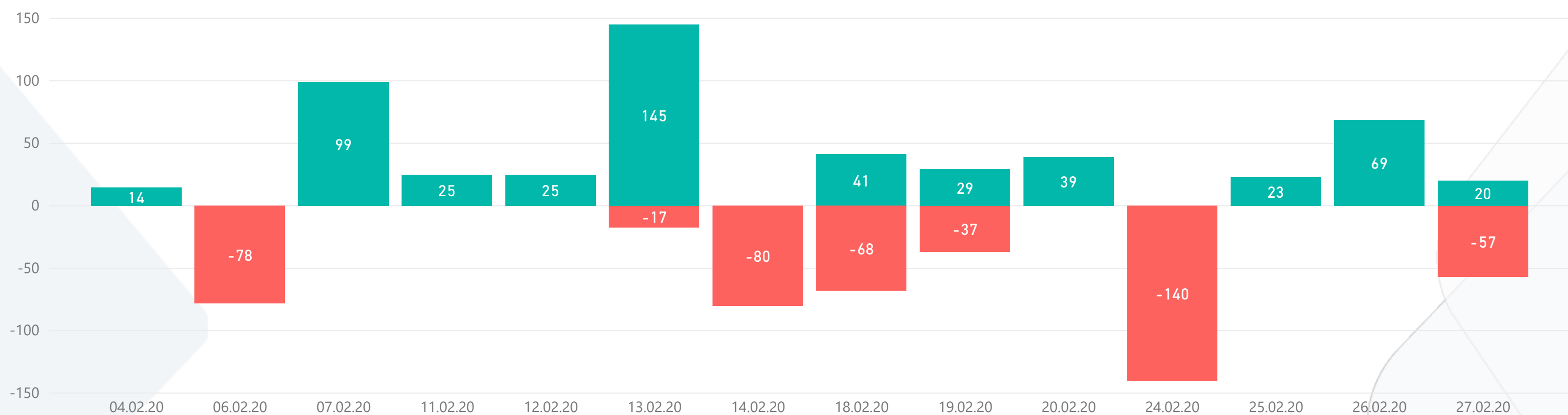
ALTFX REPORT 2020 FEBRUARY

~TOTAL PIPS~
53



1) WIN & LOSS CHART

Win/Loss ● Loss ● Win



2) TOP WIN & LOSS TRADES

Signal Date	Pair	Buy Rate	Sell Rate	+ Pips	Dur. (hours)
5.02.2020	AUD/CAD	0.8979	0.88800	99	50,8
12.02.2020	GBP/CAD	1.7209	1.74150	77	28,6
13.02.2020	GBP/AUD	1.9288	1.91300	48	1,0
13.02.2020	NZD/USD	0.6448	0.64	41	120,8
25.02.2020	EUR/USD	1.0856	1.09	40	24,7

Signal Date	Pair	Buy Rate	Sell Rate	- Pips	Dur. (hours)
20.02.2020	EUR/AUD	1.6284	1.64240	-140	82,3
5.02.2020	USD/CHF	0.9720	0.98000	-80	208,5
4.02.2020	EUR/USD	1.1058	1.10	-78	53,6
27.02.2020	EUR/NZD	1.7320	1.73770	-57	6,7
18.02.2020	EUR/CAD	1.4360	1.43120	-48	10,3

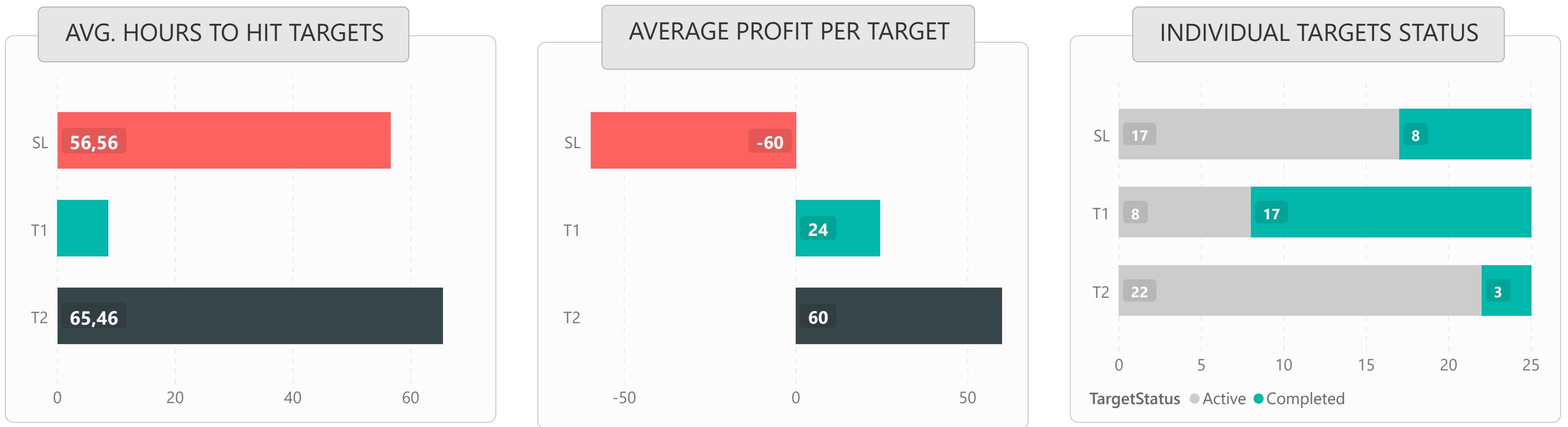


LIST OF ALL TRADES

Signal Date	Currency	Long/Short	Buy Rate	T1 Rate	T2 Rate	SL Rate	Pips	Dur. (Hours)
4.02.2020	EUR/USD	Long	1.1058	1.1075	1.1155	1.0980	-78	268,1
4.02.2020	CHF/JPY	Long	112.620	112.765	113.565	112.000	14	10,8
5.02.2020	USD/CHF	Short	0.9720	0.9706	0.9626	0.9800	-80	1042,4
5.02.2020	AUD/CAD	Short	0.8979	0.8956	0.8880	0.9041	99	254,0
11.02.2020	EUR/CHF	Long	1.0664	1.0721	1.0801	1.0647	-17	250,6
11.02.2020	USD/CAD	Short	1.3279	1.3254	1.3200	1.3320	25	142,2
11.02.2020	AUD/USD	Long	0.6705	0.6730	0.6770	0.6656	25	22,2
12.02.2020	GBP/CAD	Long	1.7209	1.7286	1.7415	1.7130	77	143,2
13.02.2020	NZD/USD	Short	0.6448	0.6430	0.6407	0.6555	41	604,2
13.02.2020	GBP/AUD	Short	1.9288	1.9240	1.9130	1.9457	48	5,2
13.02.2020	XAU/USD	Short	1574.5000	1572.5000	1565.0000	1576.5000	20	1,6
18.02.2020	NZD/USD	Long	0.6408	0.6434	0.6555	0.6371	-37	166,3
18.02.2020	EUR/CAD	Long	1.4360	1.4425	1.4568	1.4312	-48	51,7
18.02.2020	AUD/USD	Long	0.6680	0.6700	0.6750	0.6652	20	86,4
18.02.2020	NZD/CAD	Long	0.8487	0.8500	0.8565	0.8467	-20	38,4
19.02.2020	USD/CAD	Short	1.3235	1.3226	1.3146	1.3310	9	10,3
20.02.2020	USD/CAD	Short	1.3260	1.3238	1.3146	1.3314	22	18,2
20.02.2020	EUR/AUD	Short	1.6284	1.6222	1.6000	1.6424	-140	411,4
20.02.2020	EUR/JPY	Short	120.771	120.600	118.676	121.457	17	23,7
25.02.2020	EUR/USD	Long	1.0856	1.0881	1.0896	1.0774	40	123,6
25.02.2020	GBP/USD	Short	1.2978	1.2955	1.2875	1.3044	23	11,5
26.02.2020	AUD/NZD	Long	1.0417	1.0430	1.0474	1.0388	13	4,5
26.02.2020	EUR/JPY	Long	120.050	120.210	120.910	119.360	16	8,7
27.02.2020	EUR/NZD	Short	1.7320	1.7272	1.7133	1.7377	-57	33,4
27.02.2020	EUR/CHF	Long	1.0635	1.0655	1.0735	1.0540	20	31,0



1) DETAILED STATS OF TARGETS (T1, T2, T3 etc.)



2) TARGET DURATION vs PROFIT/LOSS SCATTER CHART

Targets ● SL ● T1 ● T2

