

# Suction Pyramid Instructions

## WHAT'S IN THE BOX

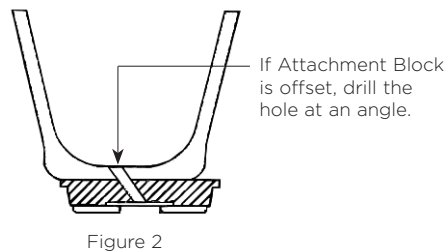
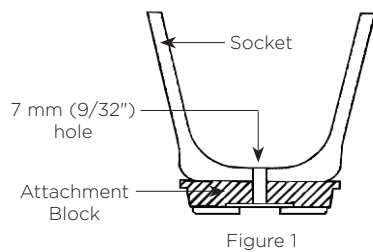
- 1 Stainless Steel Suction Pyramid (Part No. 700-SP461)  
or
  - 1 Titanium Suction Pyramid (Part No. 700-SP471)
  - 1 Porous Plastic Insert
  - 1 Foam Muffler
  - 1 Laminated Socket Attachment Block\*
  - Instructions
- \*Included only in Stainless Steel Suction Pyramid Kit (700-SP460) or Titanium Suction Pyramid Kit (700-SP470)

**Note: The Suction Pyramid must be used in a prosthesis with a hollow pylon (not a solid rod) in order to allow air to be expelled through the valve.**

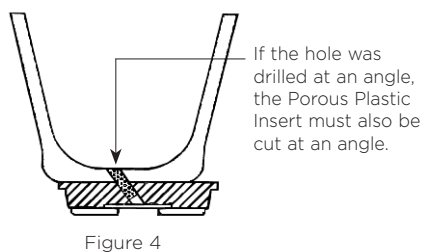
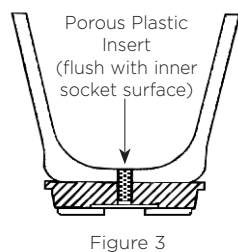
1. Fabricate a transtibial socket with a four-hole attachment block at the distal end. If using the Suction Pyramid Kit, refer to "Fabrication Instructions for the Laminated Socket Attachment Block" (PN-1479).

**Note: Make sure that the 4-hole attachment block has a flat surface for the Suction Pyramid to seal against.**

2. Drill a 7 mm (9/32") diameter hole in the center of the socket (Figure 1). If the 4-hole attachment block is offset with respect to the socket, drill the hole at an angle from the center of the Attachment Block to the center of the distal end of the socket (Figure 2).



3. To prevent dirt and debris from clogging the airway, place the Porous Plastic Insert inside the 7 mm (9/32") hole. Make sure the Porous Plastic Insert is flush with the inner surface of the socket (Figure 3). If the hole was drilled at an angle, cut or sand the Porous Plastic Insert at an angle as well (Figure 4).



# WillowWood®

The Ohio Willow Wood Company  
15441 Scioto Darby Road  
Mt. Sterling, OH 43143  
phone 740.869.3377 / 800.848.4930  
fax 740.869.4374 www.willowwoodco.com



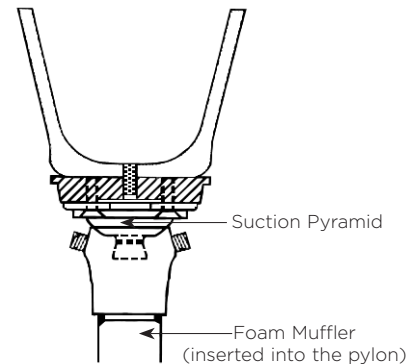
Ohio Willow Wood Company B.V.  
Keizersgracht 62/64  
1015 CS Amsterdam  
The Netherlands  
Patent www.willowwoodco.com/education-and-resources/patents



4. Attach the Suction Pyramid to the socket, using the attachment screws and torque settings specified by the manufacturer of the attachment block. (For WillowWood's Laminated Socket Attachment Block, tighten to 12 Nm or 9 ft-lbs.)
5. Insert the Foam Muffler down into the hollow pylon to reduce any air noise coming from the valve, and assemble the prosthesis.

**Note: If using WillowWood's 30 mm Aluminum Tube or Magnum Composite Tube, the Tube Insert must be removed prior to inserting the Foam Muffler. Then reinstall the Tube Insert and assemble the prosthesis.**

6. Have the amputee don the prosthesis. Air will be expelled as the limb enters the socket.
7. Seal the top of the socket by using a WillowWood Suspension Sleeve or equivalent.



## WARRANTY

The warranty for the Suction Pyramid is one year from date of invoice. Use of a Suction Pyramid for amputees whose adjusted body weight is greater than 250 lbs (115 kg) or who engage in extremely high and abusive activities is against WillowWood's recommendations and will void the one year warranty. Adjusted body weight is defined as the weight of the amputee plus any loads normally or routinely carried by the amputee. "Extremely high and abusive activities" are defined as activities such as skydiving, karate, and judo; activities that could result in injury to an individual's natural limbs; and activities that expose the prosthesis to corrosives such as salt water.

## WARRANTY DISCLAIMER

WillowWood warrants that each product manufactured will, at the time of delivery, be of workmanlike quality and substantially free of defects. WILLOWWOOD MAKES NO OTHER WARRANTY, IMPLIED, OR EXPRESSED, AND MAKES NO WARRANTY OF MERCHANTABILITY OR FITNESS FOR A PARTICULAR PURPOSE. This warranty shall terminate immediately upon an action to combine our products with other materials or in any manner to change the nature of our products. The sole remedy is replacement of the products or credit for the products. WillowWood's liability shall not exceed the purchase price of the product. WillowWood shall not be liable for any indirect, incidental, or consequential damage.

## WILLOWWOOD RETENTION OF RIGHTS

WillowWood retains all intellectual property rights reflected or incorporated in its physical products, regardless of the transfer of the physical products to another party or parties.