




# Collaborative problem-solving

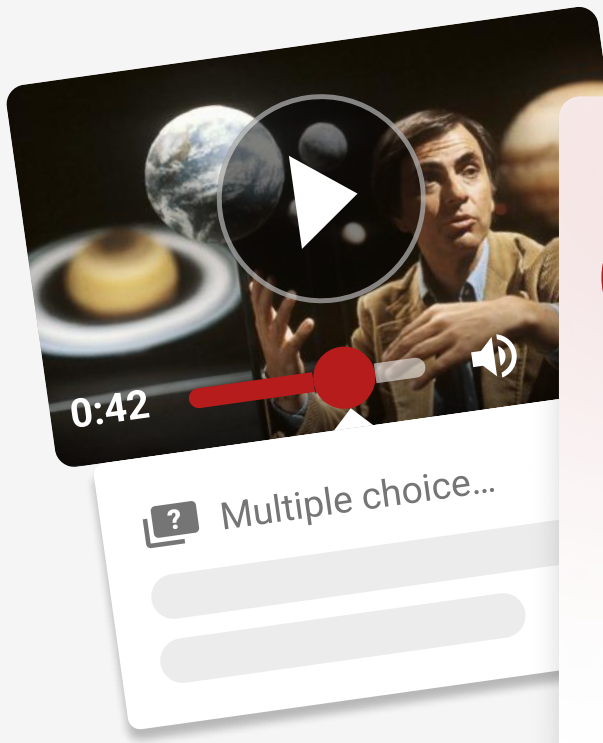
Learning journey

A 4-step journey to leverage group discussions to develop transferable skills

Created by FeedbackFruits



Start



## Pre-class content study

With the [Interactive Study Materials](#) tools, instructors create engaging comprehension activities where students interact with course materials by responding to questions and discussion prompts. This step encourages asynchronous engagement and makes sure students are well-prepared for tackling the application problem in the next steps.

Asynchronous

Individual

Synchronous

Group

Offline

## Group discussion on the application problem

Students discuss the study material, clarify possible problem areas, and work in groups to tackle an application problem posed by the instructors. This step encourages peer learning and boosts both the understanding of the content and the higher-order analysis and problem-solving skills.



Synchronous

Class

Offline

## In-class presentation

Students present their solutions to the problem in groups and receive feedback from peers and instructors. The activity develops their public speaking skills and helps them identify the main points of their argument.

Asynchronous

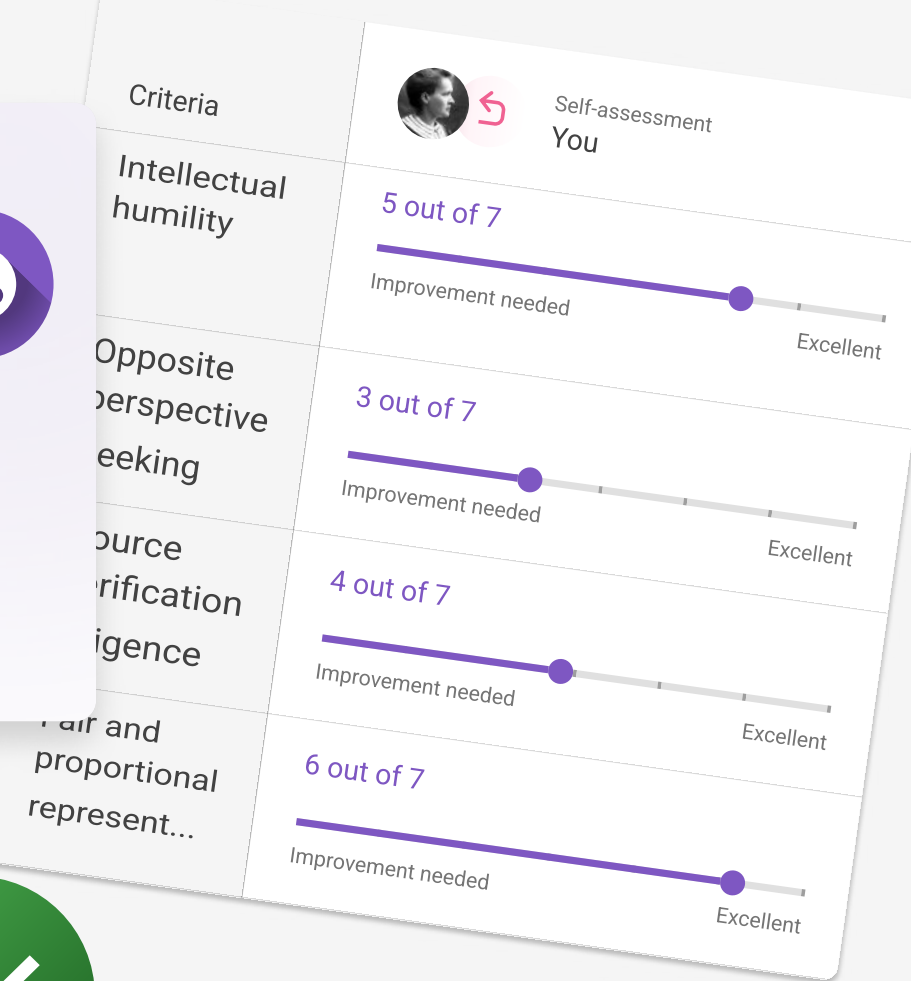
Individual

## Group evaluation

Students engage in group feedback and self-evaluation based on the collaboration skills criteria within the [Group Member Evaluation](#) tool. This helps to develop their self-regulatory skills, by seeing how they can improve and set goals for where to go from here based on their feedback.



Finish



### Key values

- ✓ Accommodate all course modalities, class sizes, and learning needs
- ✓ Accommodate all course modalities, class sizes, and learning needs
- ✓ Empower collaborative construction of knowledge

