



**SUBARU**

*Confidence in Motion*



# OUTBACK

Refined Luxury. Rugged Capability

# Tech at your fingertips

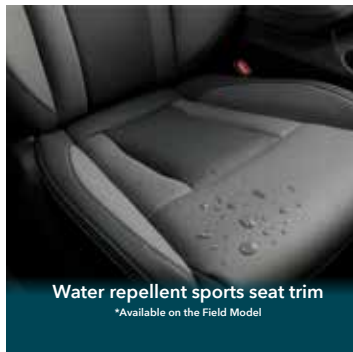
Be the master of your own universe thanks to the tablet-like 11,6" infotainment touch screen with lightning-fast response and crystal clear, high-definition graphics. Tap into your contacts, send messages, bring up maps, select different driving modes, adjust the dual zone air-conditioning system and access compatible apps, news, music, podcasts and more. This advanced, multi-function infotainment control centre can be controlled with the mere power of your voice or the flick of a finger.




11.6" Touchscreen with Apple CarPlay and Android Auto connectivity



Dual Rear USB Charging Ports



Water repellent sports seat trim  
\*Available on the Field Model



Heated Front Seats

Front View Camera



Auto Headlights



Integrated roof rails



Hands free tailgate



Reverse Camera



**packed  
with  
versatility**

The need to escape tugs at our collective psyches like never before. So it's hardly coincidental that the new Subaru Outback has made it easier and more enticing than ever to get away.

 **EFFICIENT**

**7.3L**  
Combined

 **VERSATILE**

**522L**  
Cargo Space

 **CAPABLE**

**213mm**  
Ground Clearance



# Power to explore



Whether traversing mountain ranges or hauling the boat to the coast, Subaru Outback is driven by the extra power and torque of the revised 2.5L Boxer engine. With 90% new parts, the re-engineered engine works in tandem with core Subaru technologies and the Subaru Global Platform. This streamlined framework features a rigid suspension base, which results in minimal frame distortion and body roll. By helping to maintain ideal tyre contact and grip with all road surfaces, SGP delivers responsive steering, confident cornering, optimum control and excellent straight-line stability. Factors which all support confident towing, to complement Subaru Outback's 1 500kg braked towing capacity

## SUBARU BOXER ENGINE

A boxer engine or a horizontally opposed engine, is an engine configuration in which its pistons move toward each other in a horizontal direction. Subaru has been committed to the BOXER engine for over 50 years due to its many advantages over other engine types, providing durability and reliable performance in its vehicles.



## SYMMETRICAL ALL-WHEEL DRIVE (AWD)

Subaru's Symmetrical AWD distributes power to all wheels for better traction on wet and slippery roads. Laid out in a horizontally symmetrical plane, this system has a well-balanced low centre of gravity design for a more stable and safer ride.

## X MODE

X-MODE optimizes the Symmetrical AWD system for maximum traction on slippery surfaces.

# Subaru Driver Monitoring System

Subaru tackles driver distraction and fatigue with a newly introduced Driver Monitoring System (DMS) to the Subaru Outback.

Whether your journey is long or short, Subaru recognises that at times the driver may be distracted. Which is why DMS has been developed to offer another layer of safety, coupled with personalised driver convenience. Updated to incorporate new technology advancements, the Subaru Outback's DMS uses a camera to recognise when the driver's attention is waning or if they start to fall to sleep. An alert will then warn the driver, reminding them to refocus on the road ahead.



Recognises  
up to  
5 drivers



Driver  
distraction  
monitoring



Automatically adjusts to  
each driver's personalised  
cabin settings

# second pair of eyes

The fourth generation EyeSight® Driver Assist system, with enhanced functionality and all-new collision avoidance features, is standard on the new Subaru Outback.



This world-renowned preventative safety system operates like an ever attentive second pair of eyes - to provide warnings, plus braking and steering intervention that is designed to help reduce driver burden, prevent accidents and save lives.

The EyeSight® Driver Assist system incorporates a host of primary functions - Pre-Collision Braking System, Pre-Collision Throttle Management, Adaptive Cruise Control, Lead Vehicle Start Alert, Lane Departure Warning, Lane Departure Prevention, Lane Sway Warning and Emergency Lane Keep Assist.

Enhanced features include Lane Departure Warning with vibrating steering wheel alerts if the vehicle is about to depart from its detected lane. Lane Centring Function works with Adaptive Cruise Control to provide steering assistance, accelerator and brake functions to maintain position in the detected lane. Autonomous Emergency Steering, using EyeSight® cameras and the rear radar system, assesses the presence of other vehicles before taking evasive automatic steering control.

## ADAPTIVE CRUISE CONTROL



Traffic doesn't always flow smoothly, so EyeSight® doesn't only keep a set speed. The system looks ahead and helps automatically adjust to keep your distance, even in stop-and-go highway traffic.

## PRE-COLLISION BRAKING



A driver ahead unexpectedly hits the brakes or cuts you off. EyeSight warns you, applies the brakes and can even help you stop your Subaru.

## PRE-COLLISION THROTTLE MANAGEMENT



If you put the car in Drive instead of Reverse and EyeSight® sees an object in your path, it cuts power to help you avoid accelerating into it.

## LANE DEPARTURE AND SWAY WARNING



You accidentally drift to the edge of your lane and begin to cross into another lane. EyeSight® watches for lane markers and chimes to warn you before you leave your lane.

# Protection for you and your family

〔 SUBARU 〕  
ALL-AROUND  
〔 SAFETY 〕


It has always been Subaru's purpose to design vehicles with a crucial advantage in road safety and occupant protection. Decades of astute observation, structural development and design research has informed the unmatched safety advances built into Subaru Outback.




Lower Positioned Boxer Engine



Eyesight Driver Assist



8 Airbags



Vehicle Dynamics Control system



# SPECIFICATIONS

		2.5i Field CVT Crossover	2.5i Touring CVT Crossover
DRIVING	Power	138kW@5,800rpm	
	Torque	245Nm@3,400-4,600rpm	
	Wheels	225/60R18	
	Fuel Consumption (l/100km)	7,3 Combined	
	Si Drive (2 Mode)	•	•
AUDIO	X Mode With Hill Descent Control	•	•
	Navi System + Harmon Kardon Audio	•	•
	11,6" Infotainment Screen	•	•
INTERIOR	Android Auto and Apple CarPlay	•	•
	Smart Entry	•	•
	Electric Parking Brake	•	•
	Power Seat	•	•
	Leather Seat	-	•
	Water Repellent Sports Seat Trim	•	-
	Rear View Camera	•	•
	Driver Seat Memory	-	•
	Sun Roof	•	•
	Rear Seat Usb Power	•	•
	Push Engine Start	•	•
	Front Seat Heater	•	•
EXTERIOR	Power Rear Gate	•	•
	Automatic Wipers	•	•
	Roof Rail Built-In Cross-Bar	-	•
	Led Fog Lamp	•	•
SAFETY	Auto-Door Lock	•	•
	Eyesight 4.0	•	•
	Driver Monitoring System	•	•
	8 Airbags	•	•
	Auto Dimming Rearview Mirror	•	•
	Brake Vectoring	•	•
	Auto Vehicle Hold (AVH)	•	•
	Reverse Automatic Braking	•	•

# COLOUR OPTIONS



Crystal White Pearl



Crystal Black Silica



Magnetite Gray Metallic



Storm Gray Metallic



Dark Blue Pearl



Autumn Green Metallic



Brilliant Bronze Metallic



Crimson Red Pearl



Ice Silver Metallic

\*Not all exterior colours are available immediately



Width - 1875mm

Length - 4850mm

Height - 1675mm

\*Brown and Ivory interior colours are only available as an option and will be done only on special order.

Subaru Southern Africa (Pty) Ltd. reserves the right to change and modify equipment or specifications at any time without prior notice. The availability of specifications listed in the brochure will differ from model to model. Some models are shown for illustration purposes only and might differ from those available in Southern Africa. Subject to error. For precise information, please contact your Subaru Dealership



**3yr/75 000km maintenance plan**

subaru.co.za