


# PRIMARY PAIRS



## A Good Example

“Mom, what does this spell?” Kimmie asked, looking up from her Sunday school lesson. “E-X-A-M-P-L-E.”

Her mother answered, as she continued to fold clothes, “That spells ‘example.’ Do you know what an example is?”

Kimmie answered thoughtfully. “Doesn’t that mean when you show someone how to do something?”

“That’s right. Tell me some things you have learned by example, Kimmie.”

Kimmie thought for a moment. “Let’s see. Well, you showed me how to make a bed because I didn’t know how to get the covers straight.” She

thought for a bit longer. “I know! Daddy showed me how to shoot with a bow and arrow.”

Her mother smiled. “Good! Now, how does the word example come into your Sunday school lesson?”

Kimmie looked down at the story sheet in front of her. “Our lesson for next Sunday is on The Lord’s Prayer. It says Jesus gave us this prayer as an example. I guess that must mean He was teaching us how to pray with this prayer.”

“That is exactly right, Kimmie,” her mother agreed. “Think some more about how you learned to make your

bed, and shoot with a bow and arrow. Do you think I could have taught you how to make a bed just by telling you? Could Daddy have told you how to hold the bow and fit the arrow onto the string without showing you?"

Kimmie grinned and said, "I don't think it would have worked very well."

"Jesus could have just told His disciples they should pray. He could have told them to bow their heads. Or He could have said they should close their eyes when they pray. But then would they have known how to pray?"

Kimmie shook her head. "Not really, because they still wouldn't have known what to say. Jesus taught them how to pray when He prayed The Lord's Prayer."

Her mother finished folding the clothes and laid them in the basket. "That's right. He gave them an example. And it was a very good one, Kimmie. If you study that prayer carefully, you will see that it mentions everything we need each day. Jesus didn't leave anything out."

"Really?" Kimmie asked, "I've known The Lord's Prayer for a long time, but I never thought about that."


"I've got an idea," her mother said. "Why don't you make a list of all the things you need each day. Then see if you can find somewhere in the prayer where that need is mentioned."

"That sounds like fun!" Kimmie said. "I'm going to do it right now!"

Would you like to try it too?

## Word Fill-in

The words listed below are from the Lord's Prayer.  
Write them in the correct places on the puzzle grid.



# Preparing for This Bible Lesson

## ***Parent's Corner***

We are beginning a unit on prayer. Your child will learn that prayer is a vital link with Jesus, and is a necessity if he is to grow as a Christian. Our first lesson is based on the Lord's Prayer, which Jesus gave to His disciples as an example of how to pray.

Discuss with your child the many things we learn by example. Make a project of pin-pointing as many of these as possible during the week. Post a list in some obvious place, and add to it as you think of things. Some possibilities to get you started: how to make a bed, how to make hot chocolate, how to tie a shoe.

If your child has not learned the Lord's Prayer already, this is a good time to begin to help him memorize it. Break it into sections, and help him study one portion each day. He should understand that if Jesus gave us this prayer as an example to teach us how to pray, it must be very important to learn it.

## ***Time Together for Family Devotions***

Verses to help your child understand this Bible lesson.

SUNDAY: Matthew 6:9-13

MONDAY: I Chronicles 16:10,11


TUESDAY: Philippians 4:6

WEDNESDAY: Hebrews 4:16

THURSDAY: Matthew 7:11

FRIDAY: Luke 11:4

SATURDAY: II Peter 2:9



## ***Bible Text***

Matthew 6:9-13

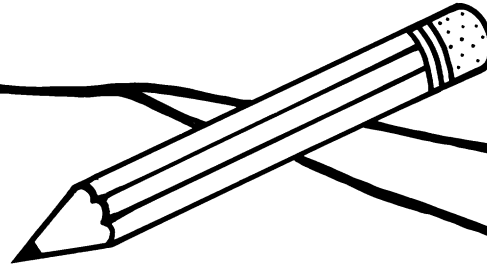
## ***Memory Verse***

(The Lord's Prayer) — Matthew 6:9-13

# A Special Prayer

Read through the Lord's Prayer below and write in the ten words that are missing. One word is used twice.

DAY	FATHER
NAME	HEAVEN
EARTH	DELIVER
GLORY	FORGIVE
POWER	KINGDOM



Our \_\_\_\_\_ which art in \_\_\_\_\_,  
Hallowed be thy \_\_\_\_\_. Thy kingdom  
come. Thy will be done in \_\_\_\_\_, as  
it is in \_\_\_\_\_. Give us this \_\_\_\_\_  
our daily bread. And forgive us our  
debts, as we \_\_\_\_\_ our debtors.  
And lead us not into temptation, but  
\_\_\_\_\_ us from evil: For thine is  
the \_\_\_\_\_, and the \_\_\_\_\_, and the  
\_\_\_\_\_, forever. Amen

Name: \_\_\_\_\_

# PRIMARY PALS



## The Right Prayer

Levi walked toward the Temple, his robe swishing around him. It was nearing time for evening prayer. Certainly he would not fail to be there. Levi was careful to go to every prayer time. In fact, he was careful to follow every part of the Law. After all, he was a good Pharisee, he told himself proudly. His chin lifted higher in the air. Surely no one could find an evil word to say about Levi.

He glanced to the right and left to see who was noticing his arrival at the Temple. To his disappointment, the only people near were the beggar beside the steps and a publican who was also coming to pray.

“Give me money. Have pity on me,” Levi heard the beggar call. He frowned. Beggars were so disgusting. He drew his robe aside so it would not brush the filthy man. And publicans aren’t much better than beggars, he thought as he stepped in front of the other man. No one likes them. They’re just dishonest tax collectors.

Behind Levi, Neri the publican came to the stairs. Unlike the Pharisee, his head was down. He was feeling sad as he thought of his sinful life. Could he come before God, wicked as he was? Then the voice of the beggar reached his ears. “Money, kind Sir. Give me some money.”

Neri hesitated. He was going to God's house to ask for forgiveness. Could he refuse to give to someone else, and expect God to give to him? Reaching into his pouch, he drew out a handful of coins and dropped them before the beggar.

Inside the Temple, Levi chose a spot where everyone would see him. Raising his hands, he began his carefully prepared prayer. He spoke loudly and reminded God of all the good he had done. Noticing through half-shut eyes that the publican had also entered, he thanked God that he was not like that person. When he was sure that he had been seen by those about him, Levi lowered his hands and moved slowly out of the Temple.

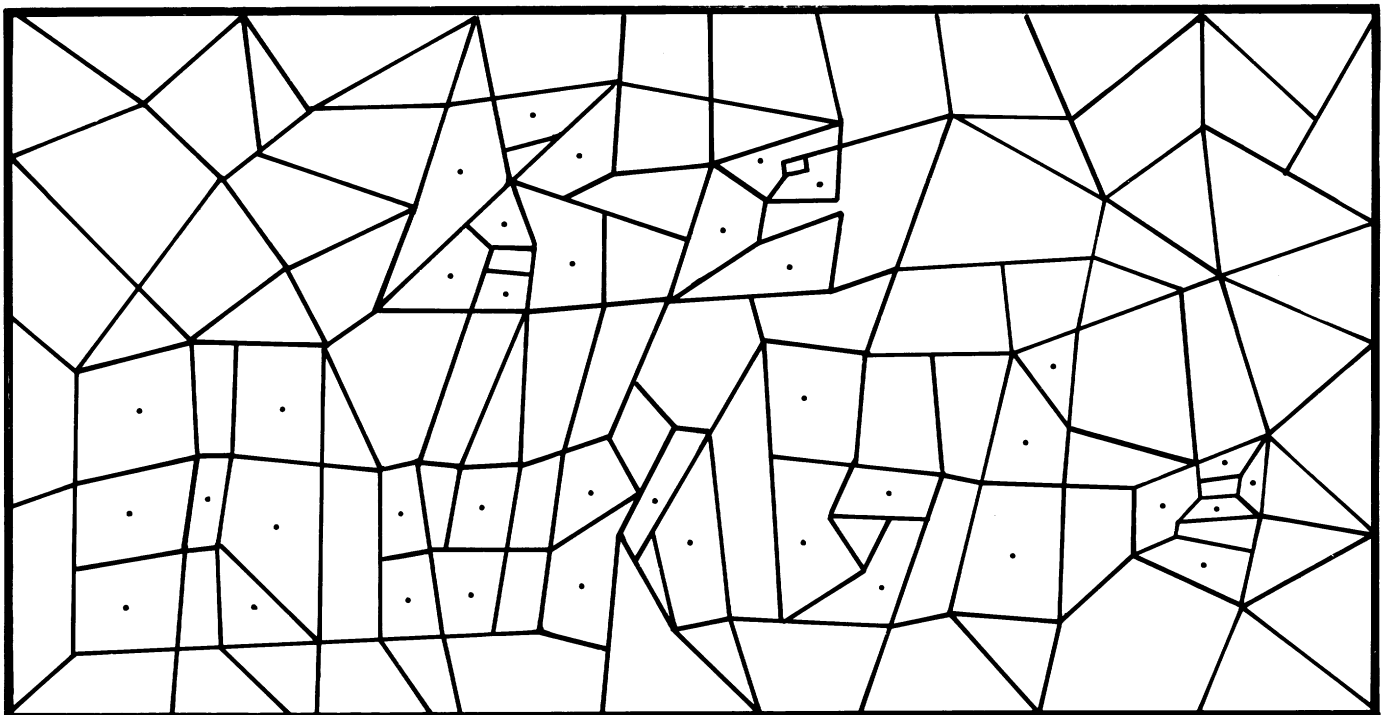
Neri's prayer was different. He found a place where few would notice him. Kneeling down, he cried out to God. "Lord, be merciful to me a sinner!" He was sorry for all the wrong he had done. "Forgive me." Neri did not notice when the Pharisee left. He thought only of God.

Suddenly great peace came into his heart. In an instant the sadness went away. He felt new and clean inside. Could it be that God had heard his prayer? Yes, yes! That must be this great joy he was feeling. Humbly he again bowed his head. "Oh, God of Heaven, I thank You!"

Two men went to the Temple that day. Two men left. Whose prayer did God hear?

## Color the Spaces

Color all the spaces that have a dot in them.  
Find out how you should be when you pray to God.



# Preparing for This Bible Lesson

## ***Parent's Corner***

Our lesson on prayer will focus on having the correct attitude when we pray to God. By studying the lesson of the Pharisee and the publican, your child will realize that these two men approached God in very different ways. The Pharisee with the proud spirit did not receive the answer he wanted to his prayer, but the humble publican did.

To help your child understand the difference between a humble attitude and a proud attitude, help him make two simple stick puppets. Have him trace around a cup twice to make two circles on a piece of white paper, and draw features on these circles making one a proud face and one a humble face. Then he can cut out the circles and tape each of them onto a popsicle stick.

Use these puppets to illustrate proud behavior and humble behavior. Be prepared with some situations he could use to dramatize these two different attitudes.

## ***Time Together for Family Devotions***

Verses to help your child understand this Bible lesson.

SUNDAY: James 4:6

MONDAY: Psalm 10:17


TUESDAY: II Chronicles 7:14

WEDNESDAY: Isaiah 57:15

THURSDAY: Matthew 18:4

FRIDAY: Matthew 23:12

SATURDAY: Psalm 25:18



## ***Bible Text***


Luke 18:9-14

## ***Memory Verse***

God resisteth the proud, but giveth grace unto the humble. — James 4:6



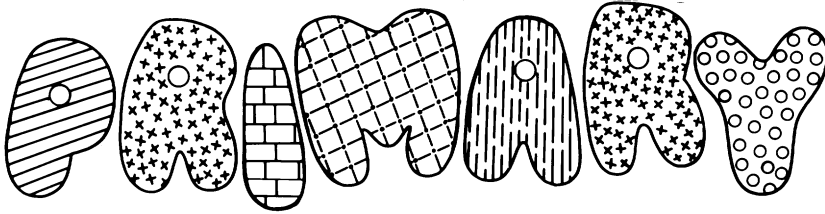
# Which Prayer Was Heard?

Color the humble-looking faces blue. Color the proud-looking faces orange.



Name: \_\_\_\_\_





## The Lost Birthday Gift

Alicia skipped along beside her mother. They were at the mall to buy a birthday gift for Jamie, Alicia's little brother. Alicia wanted to get a big, white teddy bear with a stocking cap and cute red neck scarf. She had seen it in the toy store two weeks ago.

A short time later, Alicia left the toy store carrying a big sack with the bear inside. Then Mother said, "Alicia, would you like to see a puppet show?"

Alicia gave a jump for joy. "Oh, Mommy, could we?"

They walked to a big area beside the escalators. There were lots of children in front of the puppet stage. Alicia watched excitedly as the curtain

opened, and two puppets danced onto the stage. They talked and sang with squeaky voices. Everyone laughed and clapped. Alicia put her sack down beside her so she could clap too.

Soon the show was over. People started walking and pushing and shoving. There were so many people that Alicia couldn't see her mother. That scared her!

She ran quickly over to the escalator and climbed up onto a bench. Now she could see over heads. "There she is," cried Alicia. Jumping down, Alicia ran to catch hold of her mother's hand.

"Mommy!" she said. "I thought I had lost you!"

Her mother gave her a quick hug. "Well, you found me. So don't worry anymore. Now, we'd better get home and start the birthday dinner."

Birthday! All of a sudden Alicia realized that she didn't have the sack with Jamie's bear. She remembered setting it down so she could clap for the puppets. She must have left it where she had been standing.

They looked around the area, but there was no sign of the bear. What should they do? Suddenly a verse from the Bible popped into Alicia's mind. "Ask, and it shall be given you; seek, and ye shall find; . . ."

"Let's pray, Mommy," she said. "Jesus can help us find the bear." They

sat down on a bench and bowed their heads. "Jesus, please help us find the bear," Alicia prayed. "I really want to give it to Jamie for his birthday."



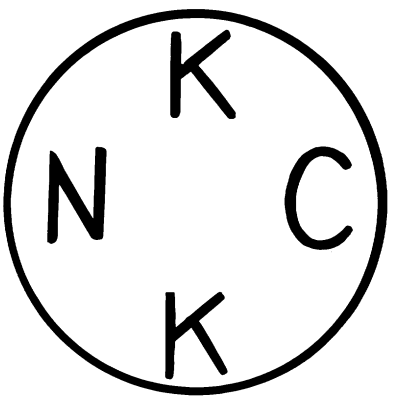
When they stood up, Alicia's mother had an idea. "Let's go where we bought the bear," she said. "Maybe someone took it back there."

Sure enough! When Alicia went to the counter in the store, the lady pulled out the bag. "Someone found it near the stage. They saw by the sack that it had been purchased here, so they brought it back."

There was a big smile on Alicia's face as she walked out of the store. "God answered my prayer," she said. "All I had to do was ask."

## A.S.K.

Unscramble the letters in each box and write them on the correct lines.

 _____	 _____	 _____
--	--	--

# Preparing for This Bible Lesson

## ***Parent's Corner***

This lesson develops the theme of A.S.K.—Asking, Seeking, and Knocking—when we come to God in prayer. Review the memory verse with your child, and talk about what it means, and the differences in the three methods of approach.

Stage a treasure hunt for your child using these three key words. Write a number of clues on pieces of paper which will guide him step by step to the treasure. On each clue, include one of the three words. For example: “Ask your father for the next clue.” “Seek for the next clue inside the front cover of one of the books on the dining room table.” “Knock on your sister’s door and wait to be given the message taped on the inside.”

A fun treat as the treasure at the end of the hunt could be the three letters A, S, and K made from chocolate, or cookies cut into these shapes. Be sure to end your search by reinforcing the thought that we can receive many treasures from God through prayer if we Ask, Seek, and Knock.

## ***Time Together for Family Devotions***

Verses to help your child understand this Bible lesson.

SUNDAY: Matthew 7:7

MONDAY: John 14:14


TUESDAY: John 15:7

WEDNESDAY: John 15:16

THURSDAY: I John 5:14

FRIDAY: John 14:6

SATURDAY: John 14:13



## ***Bible Text***

Matthew 7:7-11

John 16:23-28

## ***Memory Verse***

Ask, and it shall be given you; seek, and ye shall find; knock, and it shall be opened unto you. — Matthew 7:7

# As Easy As 1-2-3

Use the color code and color all the numbered squares below.

## COLOR CODE

0 — Green

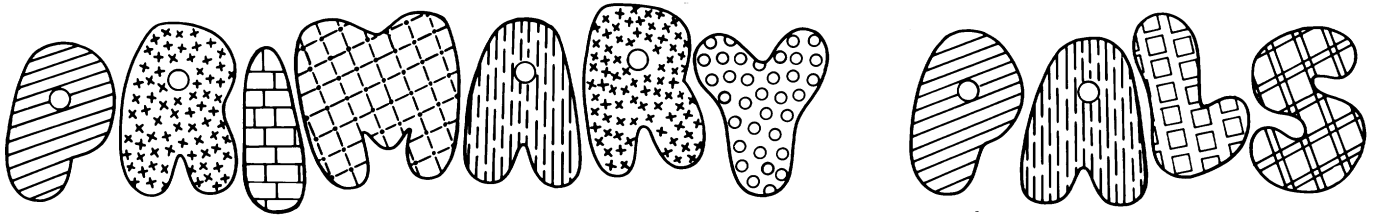
1 — Blue

2 — Red

3 — Brown

0	0	0	0	0	0	0	0	0	0	0	0	0	0	0	0	0	0	0	0	0
0	1	1	1	0	1	1	1	0	1	0	1	0	0	0	0	0	0	0	0	0
0	1	0	1	0	1	0	0	0	1	0	1	0	0	0	0	0	0	0	0	0
0	1	1	1	0	1	1	1	0	1	1	0	0	0	0	0	0	0	0	0	0
0	1	0	1	0	0	0	1	0	1	0	1	0	0	0	0	0	0	0	0	0
0	1	0	1	0	1	1	1	0	1	0	1	0	0	0	0	0	0	0	0	0
0	0	0	0	0	0	0	0	0	0	0	0	0	0	0	0	0	0	0	0	0
0	0	0	0	0	0	0	0	0	0	0	0	0	0	0	0	0	0	0	0	0
0	2	2	2	0	2	2	2	0	2	2	2	0	2	0	2	0	0	0	0	0
0	2	0	0	0	2	0	0	0	2	0	0	0	2	0	2	0	0	0	0	0
0	2	2	2	0	2	2	2	0	2	2	2	0	2	2	0	0	0	0	0	0
0	0	0	2	0	2	0	0	0	2	0	0	0	2	0	2	0	0	0	0	0
0	2	2	2	0	2	2	2	0	2	2	2	0	2	0	2	0	0	0	0	0
0	0	0	0	0	0	0	0	0	0	0	0	0	0	0	0	0	0	0	0	0
0	0	0	0	0	0	0	0	0	0	0	0	0	0	0	0	0	0	0	0	0
0	3	0	3	0	3	0	0	3	0	3	3	3	0	3	3	3	0	3	0	3
0	3	0	3	0	3	3	0	3	0	3	0	3	0	3	0	0	0	3	0	3
0	3	3	0	0	3	0	3	3	0	3	0	3	0	3	0	0	0	3	3	0
0	3	0	3	0	3	0	0	3	0	3	0	3	0	3	0	0	0	3	0	3
0	3	0	3	0	3	0	0	3	0	3	3	3	0	3	3	3	0	3	0	3
0	0	0	0	0	0	0	0	0	0	0	0	0	0	0	0	0	0	0	0	0

Name: \_\_\_\_\_



## Vanminh's Problem

Vanminh climbed slowly out of the bus. Usually he loved Sunday school, but today he didn't want to go in. "Good morning, Vanminh," Teacher Clara greeted him as she held the door open for the children. He couldn't say a word. That big lump was in his throat again.

Quietly he found a chair in the assembly area. He didn't feel like working at the activity center. He noticed Teacher Sarah standing by the piano. All of a sudden those thoughts were back in his mind again. Like a fly trapped in a jar, they buzzed round and round in his head.

Teacher Sarah had given the review

last Sunday about friends. She had brought a pretty lady with white hair. She told the children that this lady had prayed with her. She helped Teacher Sarah when she had a big trouble or worry. Whenever Teacher Sarah didn't know what to do, she asked this nice lady. When she finished the review, Teacher Sarah told the children that the lady was her mother!

That was what was making Vanminh feel so bad. His mother didn't know about Jesus. She didn't know how to pray, so how could she pray for Vanminh?

Just then Teacher Clara sat down

next to him. “Vanminh, is something wrong? I miss your big smile.”

At first Vanminh thought he couldn’t tell her. But when he looked at her worried face, it all came out. “I feel so unhappy,” he said. “I do not have anyone to pray for me. Not my father. Not my mother. Not my big brother, Hong. So what can I do?”

Teacher Clara put her arm around his shoulder. “Vanminh,” she said softly, “even though your family does not know Jesus, many people pray for you. I pray for you every week. Other teachers here in Sunday school do too. But I have some even better news. Jesus prayed for you!”

Vanminh’s brown eyes showed surprise. “Jesus prayed for me? No,

that cannot be, Teacher. Jesus lived a long time ago. He did not know me.”

Teacher Clara pulled a Bible from her purse. “Yes, He did, Vanminh. See, it says here that Jesus prayed for His helpers, and for all the people who would believe on Him through their words. You believe in Jesus, don’t you, Vanminh? I remember the Sunday you asked him to come into your heart.”

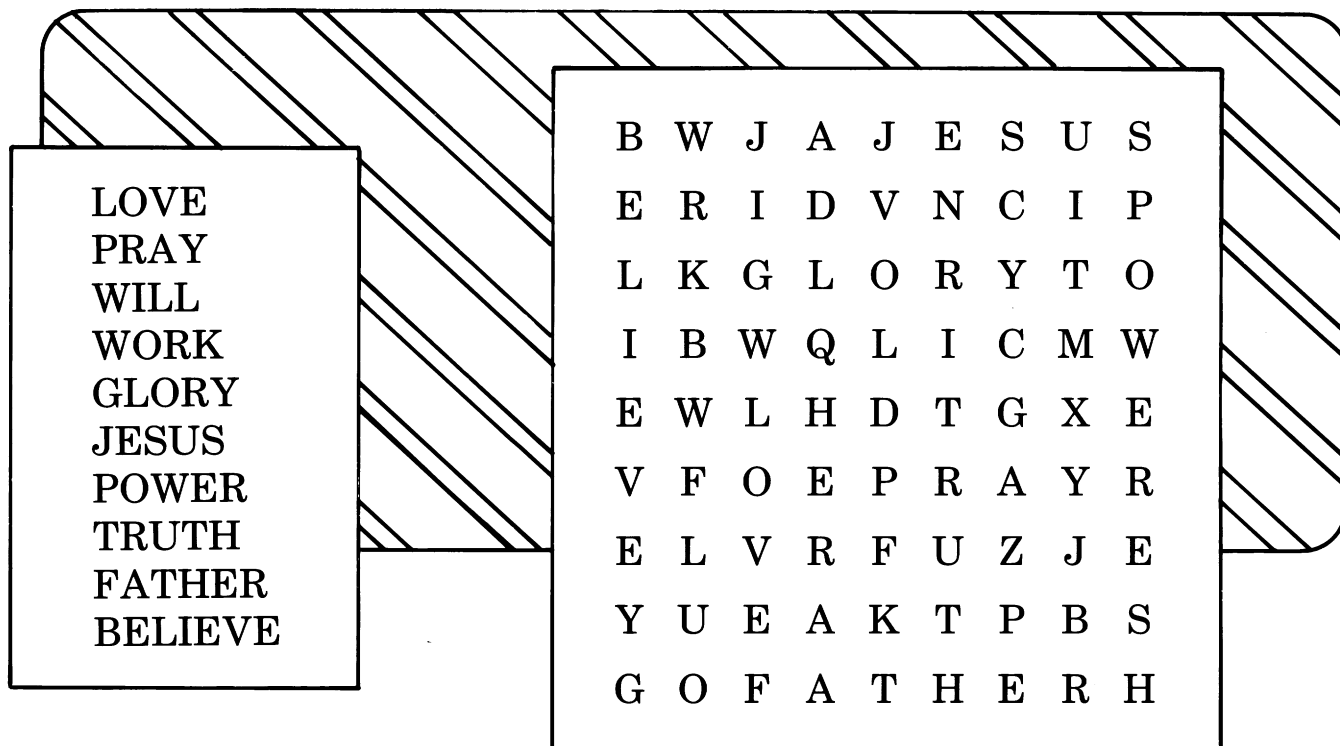
“Oh, yes, Teacher Clara,” he replied.

“Then you were part of Jesus’ prayer, Vanminh.”

Slowly a big smile came across Vanminh’s face. The thoughts that had troubled him all week melted away. “I think I will go to the activity center,” he told Teacher Clara. “I will do the project now.”

## Hidden Words

Find and circle the words that are hidden in the puzzle below.



# Preparing for This Bible Lesson

## ***Parent's Corner***

This will be our final lesson in this unit on prayer. The main point will be that Jesus prayed for us who are His followers. What a wonderful thought!

Help your child sense what a special treasure this is—to know that Jesus looked down through the ages of time and mentioned us in His prayers. Let your child make a special bookmark emphasizing this thought as his project for this week. Cut two 2-inch strips of waxed paper. Put a praying-hands sticker in the center of the waxed side of one strip. Arrange tiny flowers or designs cut from gift-wrapping paper around it. Place the other strip on top, waxed sides facing. Carefully press the two strips together with a warm iron. Punch a hole in the top of the bookmark, loop a piece of yarn through the hole, and secure with a knot.

## ***Time Together for Family Devotions***

Verses to help your child understand this Bible lesson.

SUNDAY: John 17:20

MONDAY: Isaiah 55:1

TUESDAY: John 3:16

WEDNESDAY: Matthew 11:28

THURSDAY: Romans 10:13

FRIDAY: I Timothy 2:4

SATURDAY: Revelation 22:17



## ***Bible Text***

John 17:1-26

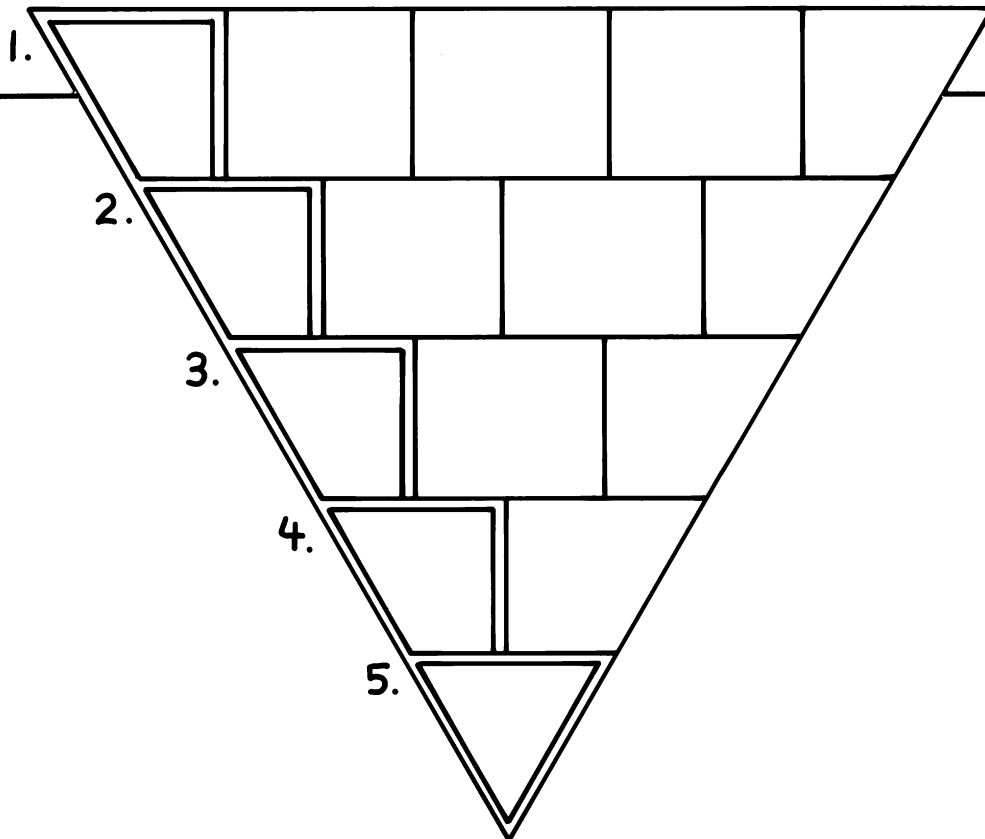
## ***Memory Verse***

Neither pray I for these alone, but for them also which shall believe on me through their word. — John 17:20

# Jesus Prayed for Me

Write the answers on the lines next to the questions, and then in the correct spaces of the triangle. Read down the left side of the triangle to find out Who prayed for us.

1. What is a breakfast drink made from oranges? \_\_\_\_\_
2. What is the opposite of west? \_\_\_\_\_
3. What do you do with a needle and thread? \_\_\_\_\_
4. What is the opposite of down? \_\_\_\_\_
5. What is the 19th letter of the alphabet? \_\_\_\_\_



Name: \_\_\_\_\_