


PRINCE AND PRINCESS



A Broken Heart

Julie and Tara had volunteered to stay after Sunday school to help Mrs. Evans, their teacher, decorate the classroom. First they took down the cutouts of snowflakes and other wintertime decorations, setting them neatly on the table. After Mrs. Evans rummaged around a bit in a cupboard, she came over to the table with a big box in her arms and put it down.

"It will sure be nice to put these winter things away and hang up some springtime decorations," said Mrs. Evans, smiling at the girls. "I know spring doesn't really come until next month. But after all the ice and snow

we've had, I'm really looking forward to seeing the trees budding and the sun shining!"

"What do you have in the box?" Tara asked.

"The Garden of Eden." Mrs. Evans opened the box and very carefully eased the miniature garden onto the table.

"Oh, how neat!" Julie exclaimed in delight as she and Tara examined Mrs. Evans' creation. She had made tiny trees and flowers, little lambs out of cotton, and a pond with miniature ducks on it. There were even dolls representing Adam and Eve! And

right in the center of the garden was a red heart.

“What is that heart doing there?” Tara wondered aloud, looking at it curiously.

Mrs. Evans smiled at her. “Touch it,” she said.

Tara gave a questioning look, but when her teacher nodded she reached out and touched the heart. To her amazement it fell apart!

“It broke!” Tara turned to her teacher. “Oh, Mrs. Evans, I’m sorry!”

“No, no, don’t worry Tara.” Mrs. Evans hugged the girl. “It’s supposed to break.”

“But, why?” Julie wanted to know.

“Because it represents God’s heart,”

Mrs. Evans said as she put the pieces together again. “You see, God loved Adam and Eve with all His heart. He made Adam in His own image. Then, when they sinned and went against the things God had taught them, it broke His heart.”

“That’s so sad,” Tara sighed.

“Yes, it was sad for them. But our lives can have a happy ending,” Mrs. Evans told the girls as she set the rebuilt heart back into the garden. “It hurts Jesus when we sin. But, if we pray to Him and tell Him we’re sorry for our sins, just as Tara told me she was sorry for breaking the heart, it makes Jesus happy. And our hearts are happy too!”

Hidden Words

Find and circle the words hidden in the puzzle below.

ALL
JESUS
SAVED
REPENT
SINNED
BELIEVE

J	E	S	U	S	D	M	E
W	G	I	S	A	G	A	R
B	H	N	F	J	L	R	E
L	Z	N	K	C	O	L	P
Q	B	E	L	I	E	V	E
E	K	D	B	X	U	I	N
D	T	N	Y	H	C	V	T
S	A	V	E	D	P	J	A

Preparing for This Bible Lesson

Parent's Corner

This lesson begins a unit on God's plan for the salvation of mankind. It is important for your child to understand why Jesus came to earth to die, and how this makes it possible for you and your child to be ready for Heaven.

Our memory verse for this lesson is the starting point for the five lessons of this unit, so it might be well to spend some extra time working on it with your child. Make a set of cards with a different word of the verse written on each card. Lay them face down on a table. Play a game of "Memory" with your child. Try to assemble the verse by taking turns turning over one card at a time. If it is the next word in the sequence of the verse, it can be placed in order, and another card drawn. If it is not correct, the card is replaced and the other player gets a turn. Keep score of who places the most cards in the verse sequence.

Time Together for Family Devotions

Verses to help your child understand this Bible lesson.

SUNDAY: Romans 3:23

MONDAY: I John 1:9


TUESDAY: Acts 3:19

WEDNESDAY: Acts 17:30

THURSDAY: II Peter 3:9

FRIDAY: Isaiah 55:7

SATURDAY: Psalm 34:18



Bible Text

Romans 5:12; Genesis 3:1-6
Psalm 38:18

Memory Verse


For all have sinned, and come short of the glory of God. — Romans 3:23


How to Be Saved


Follow through the maze and find out how to be saved.





Start


 Know that everyone has sinned

Pray 

Admit you have sinned 

Repent 

Believe Jesus lives in you 

 **SAVED!**

Name: _____

WINTER PALS



Jesus Loves Me

Monica and her family had been having a wonderful time camping at Bear Lake for a few days. She and her brother had spent their time swimming, boating, and hiking through the woods. Evening was a time for sitting around the campfire, roasting hot dogs, and watching for shooting stars. Aunt Kathy would bring out her guitar, and the family would sing hymns and folk songs until time for bed. Then they'd crawl into their cozy sleeping bags and fall asleep listening to the sounds of owls hooting and crickets chirping.

One day Monica was helping her

mother and Aunt Kathy set out food on the picnic table. As she reached for a stack of paper plates, she accidentally hit the edge of the table and ran a splinter into her finger. She let out a piercing scream and grabbed her finger tightly. Aunt Kathy quickly wrapped a damp towel around Monica's hand and they sat down on a nearby stump.

"Oh, Aunt Kathy, my finger hurts. Hurry and get this splinter out. Please," cried Monica.

Aunt Kathy soon had the splinter out. As she wrapped Monica's hurt finger she said, "This bandage will

help to stop the bleeding and to keep the wound clean.”

“Thank you for helping,” said Monica. “That splinter really hurt.”

Later that night, as they were sitting around the campfire, Monica said, “My finger is feeling better now, Aunt Kathy.”

“I’m so glad,” replied Aunt Kathy. “You know, that started me thinking about when Jesus died. His hands were nailed to the cross. That little splinter hurt you very much and your finger bled a little bit. But just think of how Jesus must have hurt and bled.

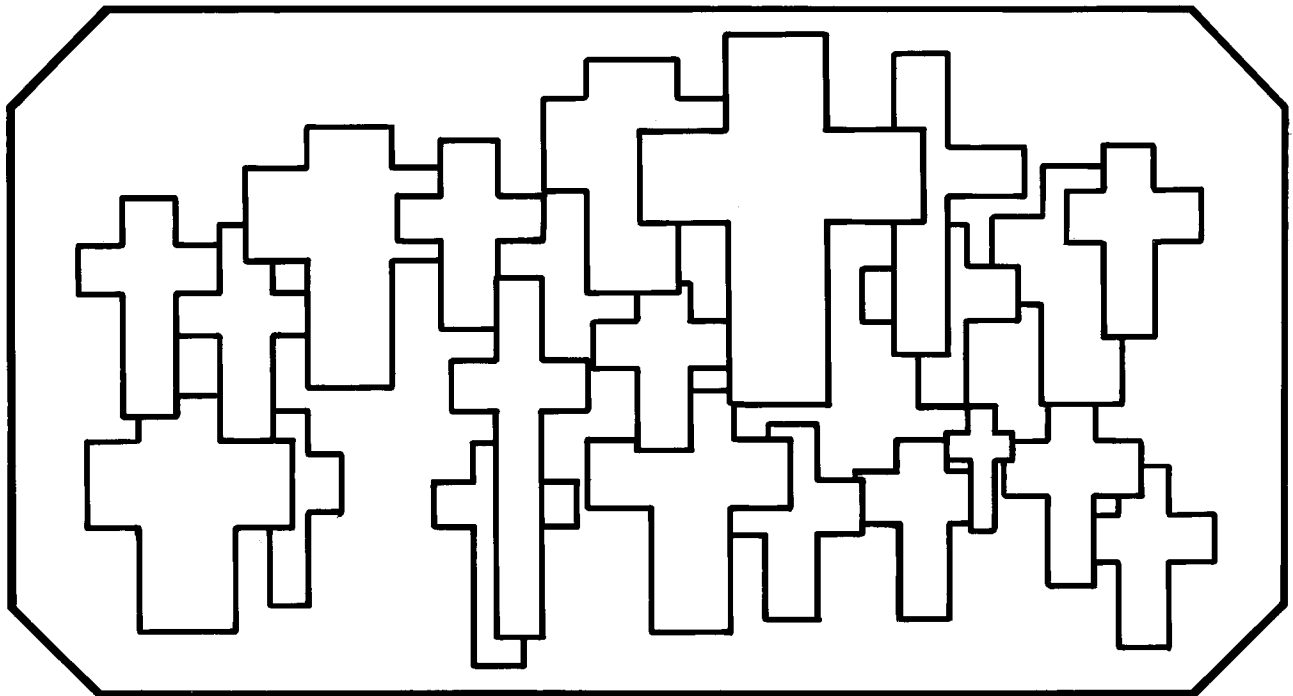
He was hurt so badly He died.

“You didn’t mean to hurt your finger, Monica, but you couldn’t help it,” Aunt Kathy continued. “Jesus could have stopped Himself from being hurt. But Jesus loved us so much He died for us. There is a verse in the Bible that says, ‘The blood of Jesus Christ his Son cleanseth us from all sin.’ That is the reason God sent Jesus to this world. Jesus was the only One who was good enough to die for our sins.”

“I’m so glad that Jesus loves me,” said Monica. “I love Him and want to see Him in Heaven someday.”

On a Cross

See if you can count how many crosses there are in the box below. Color them in the Wordless Book colors (black, red, white, green, and gold).



Preparing for This Bible Lesson

Parent's Corner

The story of how Jesus died on the Cross is one of the most moving events recorded in the Bible and is the focal point of this lesson. We want to emphasize to your child how much Jesus loved us, and that He was willing to go through this so that each one of us could go to Heaven.

The cross has become a symbol of Jesus' love for us, and your child might enjoy making a bookmark for his Bible which would help him remember this special event. Help him cut a cross shape out of an old Christmas or Easter card, or from plain construction paper which he could decorate however he wishes. Punch a hole in the top. Add a 6" yarn tie. Have him write the memory verse on the back, being sure to include the Scripture reference.

Time Together for Family Devotions

Verses to help your child understand this Bible lesson.

SUNDAY: I John 1:7

MONDAY: I Peter 1:18,19


TUESDAY: Hebrews 9:14

WEDNESDAY: Romans 6:23

THURSDAY: Philippians 2:8

FRIDAY: Revelation 1:5

SATURDAY: Revelation 5:9



Bible Text

John 19:16-18,31-34

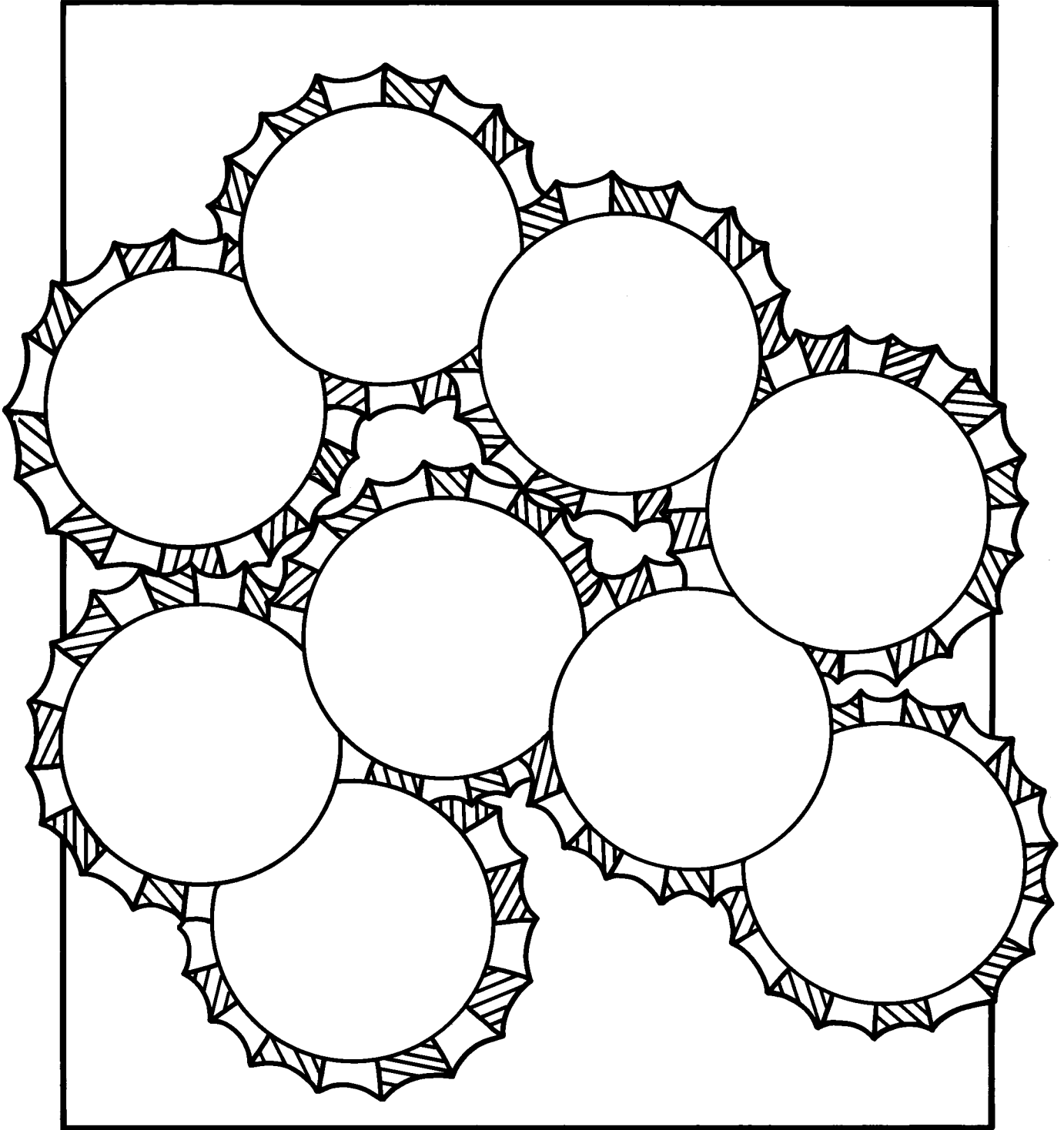
Romans 5:8,9

Memory Verse

The blood of Jesus Christ his Son cleanseth us from all sin. — I John 1:7

Jesus Died for Us

We can give Jesus our fears, doubts, and sorrows. He will give us peace, joy, and love. Jesus' love is big. In the circles, write or draw a picture about the good things Jesus has done and can do in your life.



Name: _____

PRINCESS



A Brand-New Creation

“Erica, come quickly,” Mrs. Lane called to her daughter. “I want to show you something!”

Erica jumped up from the puzzle she was putting together and raced into the backyard. She found her mother standing underneath a tree, staring at something hidden among the branches. Mrs. Lane smiled at her daughter, motioning for her to come closer.

“Look, Erica.” She pointed upward and Erica saw a small silken pod on a nearby branch. “It is a cocoon, and it’s opening up. Do you see where it’s beginning to come apart?”

Erica peered closely. “Yes! Yes, I see it! Oh, Mom, is there actually a butterfly inside of that cocoon?”

“There certainly is, and it’s working very hard to break out.”

They stood for a long time watching the butterfly struggling to free itself from the cocoon. Then Erica gasped with excitement as the butterfly came forth. She watched it cling to the branch as it moved its wings about. It was beautiful! Suddenly it flew away, free to go its way at last, a brand-new creation.

Erica couldn’t get over how pretty the butterfly was and the miracle of

its birth. "Just think, Mom, many days ago a little caterpillar wrapped himself inside a cocoon, and today he became a beautiful butterfly."

"Butterflies always remind me of salvation," Mrs. Lane said. "In the Bible, Jesus told Nicodemus he had to be born again if he wanted to go to Heaven. Just as that caterpillar shed his cocoon to be born a butterfly, we must ask God to forgive us and to take away our sin. When He does, we are born again! We are forgiven, and we are like new people in God's eyes."

"I know what that means, because Jesus did that for me when He saved me from my sins, didn't He, Mom?"

"Yes, He did. I can remember that day so well."

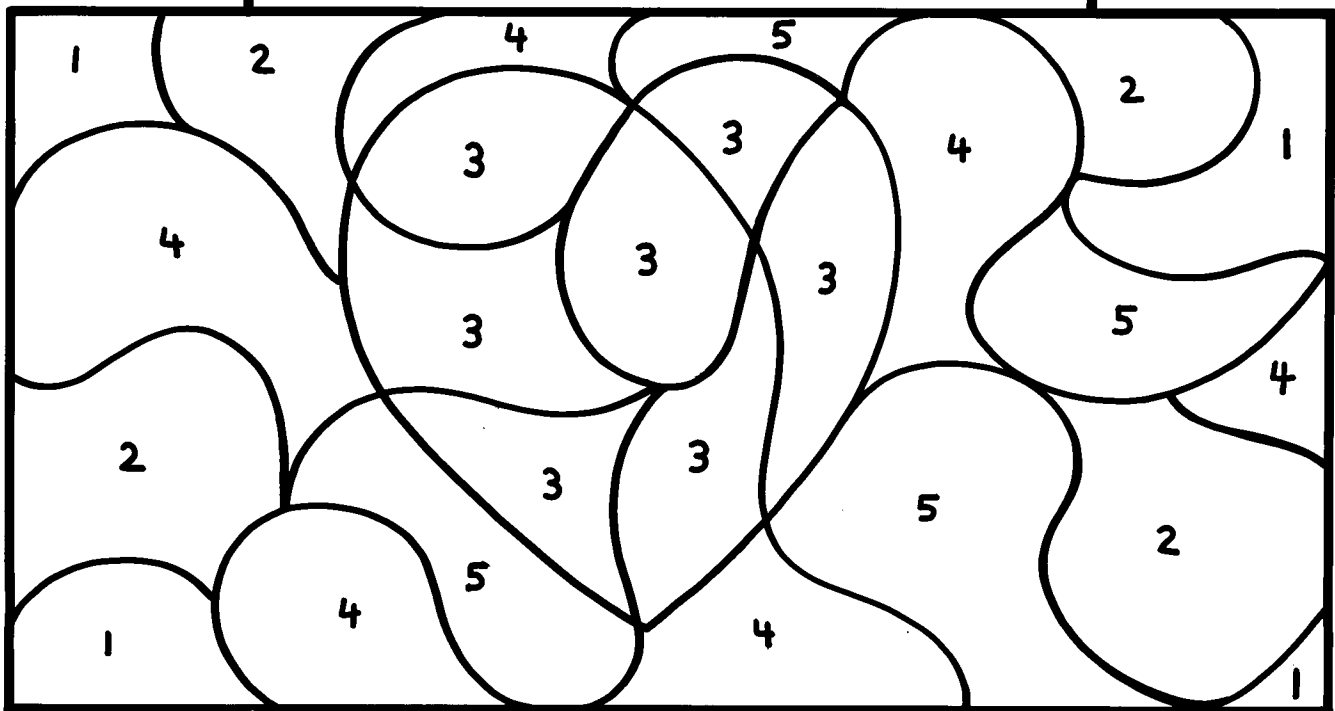
Erica smiled and said, "I remember too. I had been unhappy for such a long time. But when I told Jesus I was sorry for all the wrong things I had done, He forgave me. Now I'm free from sin, as free as that butterfly!"

"And isn't that wonderful!" Mrs. Lane exclaimed, as they gave each other a big hug.

Jesus Makes Me Pure

Color the spaces to match the number code.

1 = Black	3 = White	5 = Gold
2 = Red	4 = Green	



Preparing for This Bible Lesson

Parent's Corner

As we continue studying God's plan for helping us to be ready for Heaven, we learn, in this lesson, about how our hearts can be made clean through the Blood of Jesus. As a project with your child this week, make a window-hanging which represents this thought.

Help your child cut a heart shape out of the center of a piece of black construction paper, leaving the outside intact. Then let him scrape bits of red crayon onto a 12" long piece of wax paper. Place another sheet of wax paper over the top. Place the sheets between old newspapers and use a hot iron to melt the wax paper and crayons together. Mount the wax paper behind the black frame.

The resulting heart will look very pretty hung in front of a window or where it will catch the light.

Time Together for Family Devotions

Verses to help your child understand this Bible lesson.

SUNDAY: Psalm 51:10

MONDAY: Jeremiah 29:13


TUESDAY: Psalm 119:9

WEDNESDAY: Psalm 119:2

THURSDAY: Matthew 5:8

FRIDAY: Psalm 119:34

SATURDAY: Proverbs 3:5



Bible Text

John 3:1-7,16,17


Memory Verse

Create in me a clean heart, O God. — Psalm 51:10


A New Heart

Draw a line from each of the pictures on the left to the pictures on the right that show the change Jesus makes in your heart when you love Him.

LYING




He did it!



We're friends.

FIGHTING



I don't like you!



Here is your doll.

BEING
SELFISH



You can't have any!



I'm sorry. I did it.

STEALING




Who took my doll?



Thank you for sharing.

Name: _____

PRINCE PAWS



Travis Works for Jesus

“Boy, I sure had a neat thing happen at school today,” Travis said as he stabbed an olive and popped it into his mouth.

“What’s that, Son?” his father asked as he sipped his coffee.

“Well, there’s a kid in my class who is really awful. Josh is mean to everyone and swears and picks on all the little kids. Everybody hates him!”

“He does sound like he’s rather hard to get along with,” Travis’ mother said, smiling at him.

Travis nodded his head. “Today, though, my glue bottle spilled and I went into the restroom to wash my

hands. I heard someone crying, so I looked around the corner where the noise was coming from. It was Josh. I could hardly believe it! I mean, he’s so awful I didn’t think he knew how to cry!”

“That’s really sad,” his mother sighed, shaking her head. “Did you say anything to him?”

“I asked him what was wrong, but he acted like he was really mad, so I started to go away. Then I thought, What would Jesus do? So I went back over to him. I told him I was sorry he was feeling sad, but I wanted to help if I could. When he stopped crying he

told me he had found out just before coming to school that his mom and dad were getting divorced. His dad left this morning and said he wasn't coming back."

"The poor child! No wonder he's so troubled," Travis' father said.

"Josh told me he doesn't think anyone loves him at all. I told him I know Someone who loves him—Jesus. I said that Jesus loves him with all His heart."

"What did Josh think of that?" his mother asked.

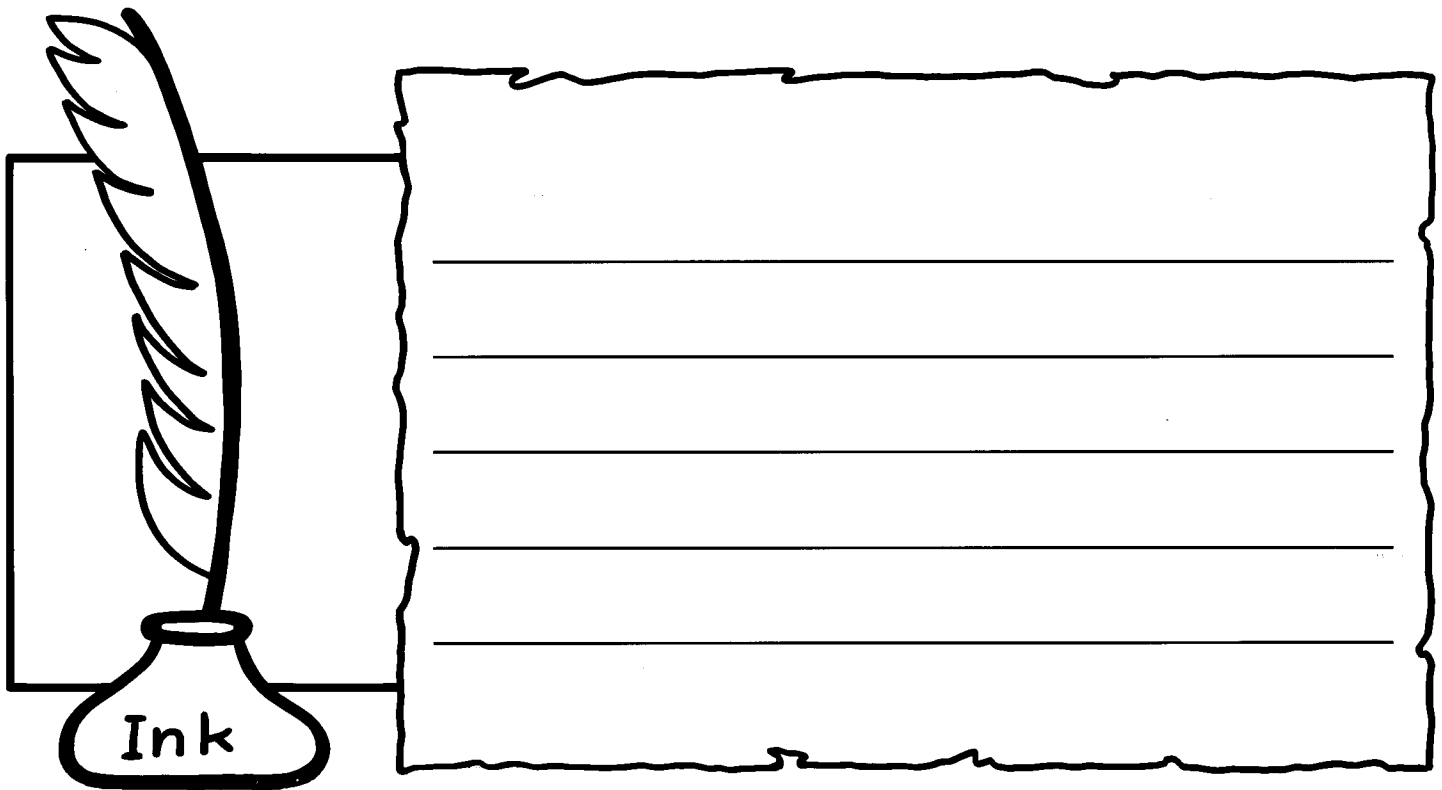
Travis grinned. "That's the neat part! He said he didn't know anything about Jesus. He asked how I know so much about Him. I told him all about Sunday school and how I was saved. Now he wants to come too!"

"How wonderful!"

"Yeah, it sure felt good to help him," Travis said, "and Jesus will help Josh too!"

Message

If you were to write a message to someone who doesn't know Jesus, what would you say? Write it on the lines below.



Preparing for This Bible Lesson

Parent's Corner

This lesson deals with the importance of telling the good news of salvation to those around us. During this week, talk to your child about ways he can share Jesus with others. Ask him which of his friends may not know Jesus, and pray with him specifically for those friends each night at bedtime.

Help your child figure out different ways to share Jesus with his friends: inviting them to Sunday school, showing a Bible story book to a friend, giving the friend a lesson sheet or something he made in Sunday school, playing "church" with his friends, etc.

Perhaps he would enjoy creating a personal invitation for one of his friends. Supply him with paper, marking pens, and the necessary information regarding time and place and see what he comes up with!

Time Together for Family Devotions

Verses to help your child understand this Bible lesson.

SUNDAY: II Peter 3:18

MONDAY: James 5:20


TUESDAY: Matthew 4:19

WEDNESDAY: I Timothy 4:16

THURSDAY: Proverbs 11:30

FRIDAY: Daniel 12:3

SATURDAY: I Timothy 4:12



Bible Text

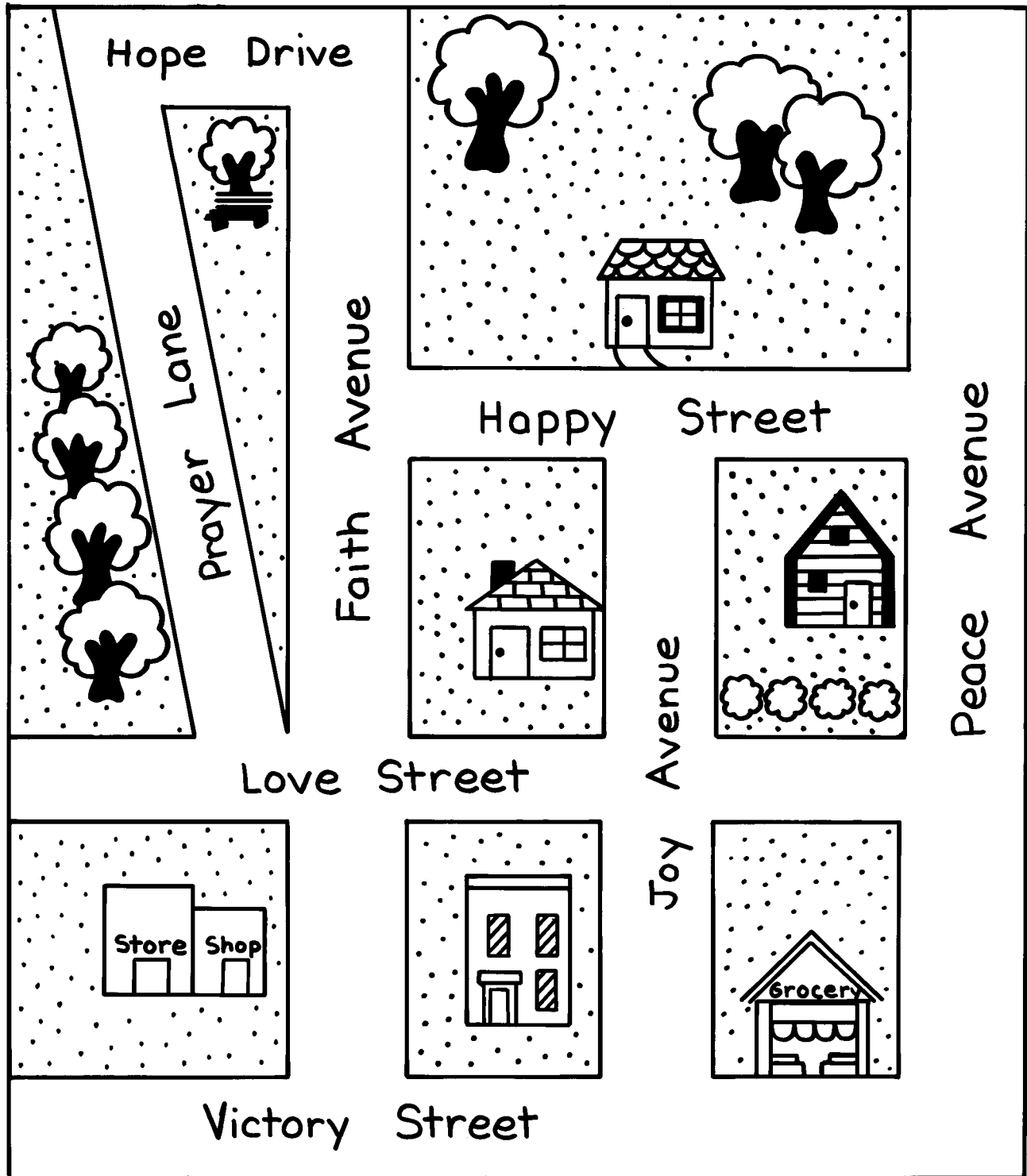
II Timothy 2:1-4; 3:14,15

Memory Verse

Grow in grace, and in the knowledge of our Lord and Saviour
Jesus Christ. — II Peter 3:18

Share Jesus' Word

Pretend you are taking a walk through the little town on the map. Walk your fingers through the streets. Each time you pass a house or a building or the park, think of someone you might meet and what you could tell him or her about Jesus.



Name: _____

PRINCESS



Angela's Picture

“Roses are red,
Violets are blue.
Jesus is coming
For me and for you.”

Angela sang while she colored a picture. She was having fun visiting at her grandparents' house. Grandma was washing the lunch dishes and Angela was keeping her company.

“Where did you learn that song?” Grandma asked.

Angela looked up from her coloring and giggled. “Oh, I just made it up, Grandma. Do you like it?”

“It's very pretty, Angela,” Grandma replied.

Angela continued to hum the tune of her little song as she worked on the picture she was coloring. When Grandma finished the dishes she dried her hands and sat down at the table.

“What a pretty picture of the world!” she exclaimed to Angela.

“Oh, no, Grandma, this is not the world I'm drawing. It's Heaven.” Angela started pointing to different things in the picture. “Those are the streets of gold, and these are the gates of pearl. And there's God's Throne, and Jesus is there too. I'm going to draw some angels now,” she said.

“Grandma, help me think of some other things that are in Heaven. I’m going to give this picture to my friend, Jodi. She’s never heard about what Heaven is like. And when I tell her that Jesus loves her and is preparing a beautiful place for her, maybe she will come to Sunday school with me. Then she can learn even more about Jesus.”

“Well,” said Grandma, “how about the beautiful River of Life? That will certainly be a wonderful thing to see.”

“Yes, it will,” Angela said. “That will look really good in my picture.”

Just then Grandpa walked into the kitchen. “What’s that you’re drawing Angela?” he asked. “It sure looks pretty.”

Angela smiled, “It’s Heaven. Grandma is helping me think of some


other things that I can add to this picture. You can help too, Grandpa.”

“I know something that will add a special touch to your picture,” Grandpa said. “It is the Lamb’s Book of Life. If you use a very fine pencil you can even write in some names.”

“That’s a good idea,” Grandma exclaimed. “Then you can tell your friend Jodi that when a person is saved, Jesus writes that name in the Lamb’s Book of Life. Someday Jesus is going to come back to earth again. He is going to come for all the people whose names are in His special Book. If your name and Jodi’s name and Grandpa’s name and my name are written in that Book, Jesus will take us to Heaven to live with Him forever.”

Prepared for Me

Write some of the things Jesus has in Heaven for those who love Him.



Preparing for This Bible Lesson

Parent's Corner

This lesson on Heaven concludes our unit in which we have used the colors black, white, red, green, and gold to outline God's plan of salvation. See if your child can tell you what each color represents.


To reinforce the themes taught by the colors, make a set of shapes from construction paper. Include a small and large square, rectangle, circle, and triangle from each of the five colors.

Let your child use these shapes to put together something symbolic of each of the lessons we have studied during the unit. Then let him explain to you what he has assembled.

Time Together for Family Devotions

Verses to help your child understand this Bible lesson.

SUNDAY: John 14:2
MONDAY: Hebrews 11:16
TUESDAY: Acts 1:11
WEDNESDAY: I Peter 1:4
THURSDAY: II Timothy 4:8
FRIDAY: II Corinthians 5:1
SATURDAY: Revelation 3:11



Bible Text

John 14:2,3
Revelation 21:10-12,18-23

Memory Verse

In my Father's house are many mansions: if it were not so, I would have told you. I go to prepare a place for you. — John 14:2

Jesus Will Come Again

Jesus is coming back someday! If we are ready we can go to Heaven and live with Him forever. Help the children through the cloud maze to Jesus.



Name: _____