

Thank You, Kevin

Kevin's mother finished folding the clothes and looked at her watch. It was twenty minutes after three, and almost time for Kevin to be coming home. Glancing through the living room window, she saw him come around the corner with a friend.

She opened the door and watched as her son and his friend walked up the sidewalk. "I don't see why you can't come over and play ball," she heard her son's friend saying. "You wouldn't have to stay very long. And I really want to try out my new mitt."

"I can't come over because Mom told me to come right home after school," Kevin explained. "I like to play ball

too, but I don't want to disobey." He looked up and saw his mother standing in the doorway. "Hi, Mom!" Then he turned back to his friend. "See you tomorrow, Jason."

As he came into the house, he said, "Mom, I made something for you in Wood Shop." He set down his book bag and dug through it until he found what he was looking for at the bottom. "Here it is!" He held out a pencil holder made from three blocks of wood.

His mother took the pencil holder and looked it over carefully. "Kevin, this is really nice work! Did you make it all by yourself?"

Kevin nodded. "Yes, except Mr. Light helped me drill the holes to hold the pencils. But I did all the sanding and gluing. It's an early Mother's Day present for you."

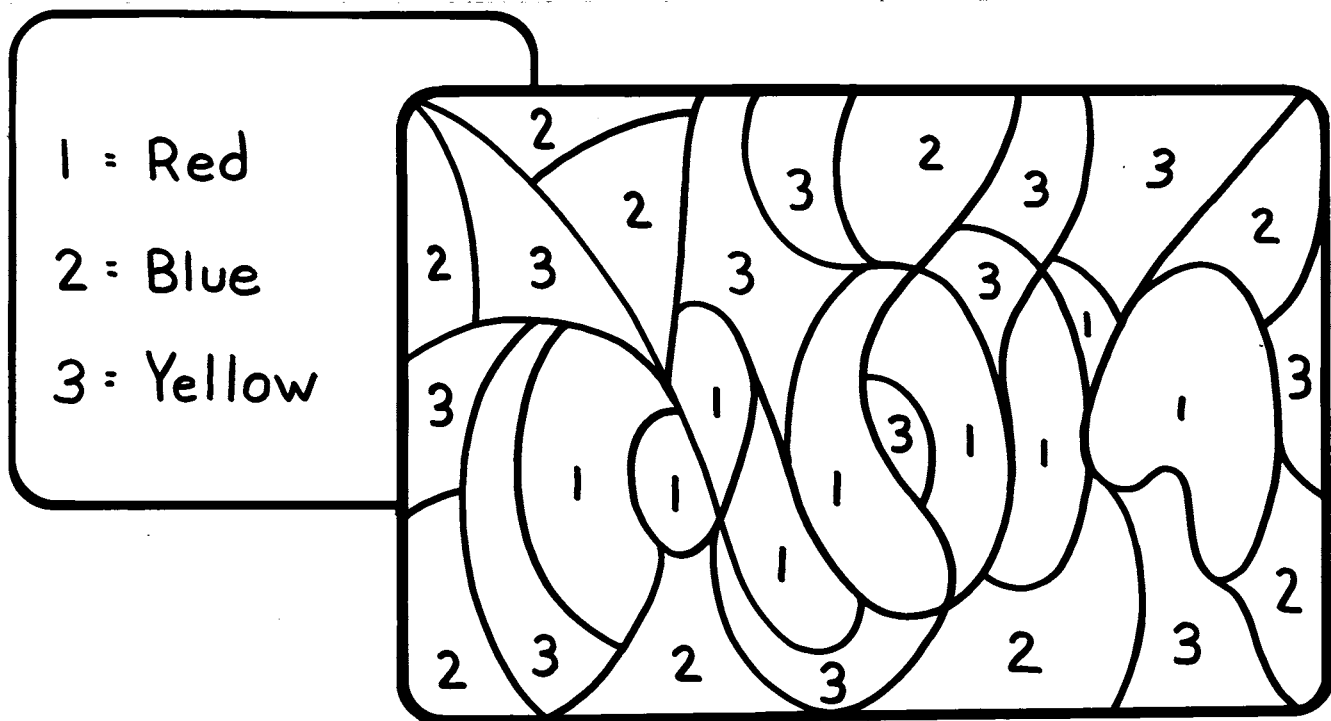
His mother gave him a quick hug. "Well, I sure can use it! You know I can never find a pencil near the phone when I need one, so this holder should come in really handy. Thank you so much, Kevin." She paused for a moment then said, "There is something else I want to thank you for. Something extra that you probably haven't even thought about."

Kevin finished putting things back in his book bag, and then looked up, puzzled. "What's that, Mom?"

"I want to thank you for obeying me and coming right home from school instead of stopping to play ball. I heard what you said to your friend just before you came in. It makes me happy to know that you obey me even when I am not there to check on you. And Jesus is happy too! I am very pleased to have this special Mother's Day gift, as well as the super present you made for me. I will always be thankful for your obedience."

Who Is She?

Add the correct colors to the numbered spaces.



Preparing for This Bible Lesson

Parent's Corner

God uses mothers to help, and also teach, their children. To help your child become aware of some of the things mothers do, make a mobile together, using small objects or illustrations cut from magazines.

Perhaps the easiest mobile to make is simply a coat hanger with objects and illustrations hanging on different lengths of string or yarn.

Doll clothes could be used to represent a mother's taking care of clothing, a toy watch for her reminding us of the time to do things. Other items could include a comb, a small cereal box for food, or a square of material representing a washcloth. Don't forget to add a picture of a small Bible and praying hands.

Time Together for Family Devotions

Verses to help your child understand this Bible lesson.

SUNDAY: Ephesians 6:1

MONDAY: Exodus 20:12


TUESDAY: Proverbs 1:8

WEDNESDAY: Proverbs 23:22

THURSDAY: Proverbs 31:28

FRIDAY: Proverbs 27:11

SATURDAY: Deuteronomy 4:9



Bible Text





Exodus 20:12
Proverbs 10:1; 15:20
Ephesians 6:1-3

Memory Verse


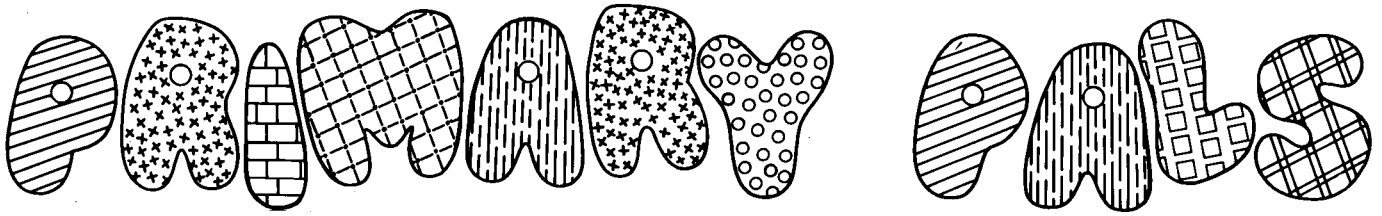
Children, obey your parents in the Lord:
for this is right. — Ephesians 6:1

Obey Your Parents

Mothers are special people. When we obey them good things happen. Match the pictures on the left with the pictures on the right that show what happens when each child obeys.



Name: _____



Goodbye, My Son

"How long will You be gone, Son?" Mary asked as she walked with Jesus to the edge of the dusty road near their home.

"For a while, Mother." Jesus hugged her gently. "But I'll be back to see you when I can."

"Do what You must do. My prayers will be with You, and God will take care of You." She touched His cheek lovingly and watched until Jesus had walked from her sight. Then she turned and went back into the house.

Oh, it's hard to see Him go, she thought as she picked up the dishes from the table where they had eaten. I

wonder if every mother feels this way. It seems that it was only yesterday when the angel appeared to me and told me I had been chosen to be the mother of the Son of God. I will never forget what a feeling of awe came into my heart. But there was never any thought in my heart except to do what my God wanted me to do.

Mary stood gazing out the window as her mind went over events in the past. She remembered the night Jesus was born. How thankful she was that God had provided the quiet stable, just when she and Joseph had begun to think there was no place to go. And

what a thrill it had been to hold that precious Baby in her arms for the very first time.

She thought about how carefully God had protected their child when His life was in danger from wicked King Herod. The family had needed to go to Egypt to hide. But in just a few years they were finally able to move to Nazareth, their home town.


In Nazareth they could live as the other families lived. Joseph worked as a carpenter. Mary did the things that needed to be done around their home and took care of the child Jesus. By now Jesus was no longer a tiny baby but a little boy. How wonderful it had been to watch Him grow and learn new things each day.

He had been such a loving Child through the years. Mary was thankful that God had helped her with the responsibility of teaching Him. How quickly and willingly He had learned! She had been so blessed to have Him in her home. And now the time had come for Him to go and do the special work that God, His Father in Heaven, had sent Him to do. She knew God had a special plan for Jesus, and she had encouraged her Son in every way that she could.

Mary moved toward the door and looked up into the sky. "The angel told me my Son would be great, and I believe it! O God, I know you will be with Him and lead Him where You want Him to go."

Which Words Do Not Belong?

Each set of words below has three words that go together and a fourth word that does not belong. Draw a line through the word that does not belong.



Preparing for This Bible Lesson

Parent's Corner

In your time together as a family, play a little game which will remind your children of the things mothers do.

Sit in a circle. The starting player mentions one thing Mother does for him, such as "cooks meals." The next player repeats that item, and then adds one to it. The third player must say both previously mentioned items, and then add one more. The game continues until players have to drop out because they cannot remember the order or cannot think of anything else to add.

A variation of this game is to name things we can do to honor our mothers; such as, obeying, loving, respecting, and helping.

Time Together for Family Devotions

Verses to help your child understand this Bible lesson.

SUNDAY: John 2:5

MONDAY: Luke 2:19

TUESDAY: Luke 2:33

WEDNESDAY: Luke 2:39

THURSDAY: Luke 2:51

FRIDAY: Luke 2:52

SATURDAY: Proverbs 31:10

Bible Text

Luke 2:40-51

John 2:1-5







Memory Verse





His mother saith unto the servants,
Whatsoever he saith unto you, do it. — John 2:5

Jesus' Mother

Do the finger play to the poem with your teacher and classmates.

A Special Mother

The Bible tells of a mother; 
She is well known to you. 
She had a Son named Jesus; 
She helped Him as He grew. 

She taught Him things that He must do, 
And watched Him as He played. 
I'm sure she tucked Him in at night, 
And listened when He prayed. 






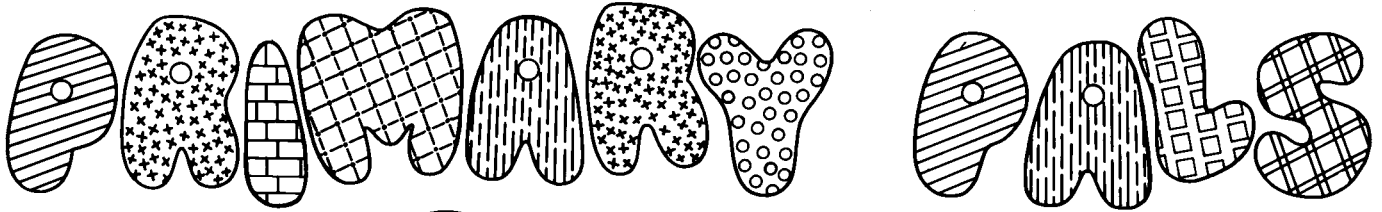
I'm glad that God chose Mary 
To make a happy way 
For Jesus to show us His great love; 
It's still the same today. 

Figure out your own finger play for the poem below.

The Bible tells us Jesus lives;
He sees us when we play.
He watches us while we're asleep;
He listens as we pray.

Name: _____



Hannah's Prayer

Hannah wanted a baby more than anything in the world. Year after year she would pray for a baby, but no baby was born. This made her very sad. Her husband Elkanah loved her very much. He tried to cheer her up but Hannah couldn't be happy without a baby to love. In fact, she was so sad that she just cried and cried. Poor Hannah.

One day Hannah went to the Temple to pray. She made a very special promise to God. She told God that if He would give her a son she would give the child back to Him for all the days of his life.

A priest named Eli saw Hannah praying. He could see her mouth

moving but he couldn't hear any of the words she was saying to God. So he went over and began to talk to her. She told him she was very sad and had been praying a special prayer to God.

Eli told Hannah to go home and not be sad anymore. He said that God would answer her prayer. When Hannah left the Temple she felt so much better. On her face was a beautiful smile.

God did answer Hannah's prayer just as Eli had said. Soon Hannah had a baby boy. Can you imagine how happy she was when her little son was born? She wanted her baby to have

just the right name, and chose the name Samuel which means “asked of God.” That was her choice because she had asked God for this special baby and God had answered her prayer.

Each year whole families would go to the Temple to pray. For a few years, when Samuel was very young, Hannah did not go with the rest of the people. But when he was old enough she gathered some gifts together and took Samuel to the Temple. She remembered her special promise to God. She told Eli, the priest, that her son could live with him and be a helper for God.

Hannah loved her little son very much. She wanted him to learn all

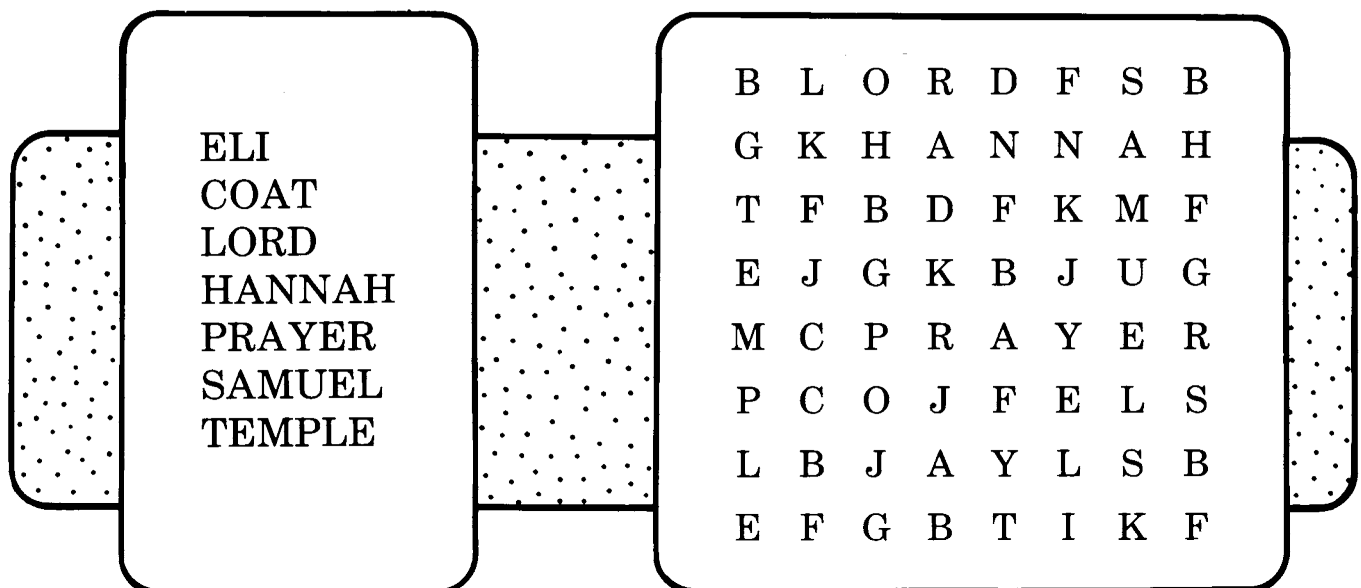
about God. She wanted him to know that God would always help him and take care of him.

Every year when Hannah visited the Temple she would take a new coat to Samuel. Hannah made the coats for him because she loved him. She was so happy that he was now serving God.

God was very pleased with Hannah’s faithfulness and that she had kept her promise to Him. After Hannah took Samuel to the Temple to work for the Lord, she and Elkanah had more children—two daughters and three more sons. God truly blessed Hannah for being so unselfish and for loving Him so much.

Hidden Words

Find and circle the words that are hidden in the puzzle below.



Preparing for This Bible Lesson

Parent's Corner


The story of Hannah's prayer for a son and her dedication of that son to the Lord is a favorite of children. As you read this beautiful story together, reinforce how God answered Hannah's prayer and how she willingly gave Samuel to the work of the Lord.

Draw or trace paper dolls in gradually larger sizes. Tell your child this is Samuel, as he grew year by year. Let him cut out the figures and color the hair, etc. Then help him draw a little coat to fit each figure, explaining how Hannah made a coat each year and took it to the Temple for Samuel.

Time Together for Family Devotions

Verses to help your child understand this Bible lesson.

SUNDAY: I Samuel 1:27
MONDAY: I Samuel 1:11
TUESDAY: I Samuel 2:18
WEDNESDAY: I Samuel 2:20,21
THURSDAY: I Samuel 2:26
FRIDAY: Psalm 102:28
SATURDAY: Psalm 103:17



Bible Text


I Samuel 1:9-28; 2:18-21

Memory Verse


For this child I prayed; and the LORD hath
given me my petition. — I Samuel 1:27

What's Your Name?

Names are very important. Proverbs 22:1 says, "A good name is rather to be chosen than great riches." Do you know how you were named? Answer the questions below.

A horizontal scroll with two rolled-up ends, held in place by two black circular fasteners. The scroll contains the text "Samuel means 'Asked of God'" and "1 Samuel 1:20".

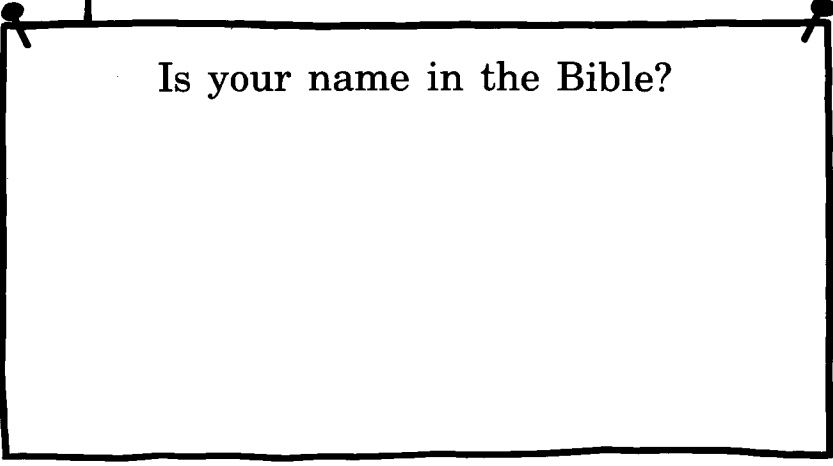
Samuel means
"Asked of God"
1 Samuel 1:20

A rectangular box with a black border, pinned to the left side with a black pushpin. It contains the question "Who named you?".

Who named you?

A rectangular box with a black border, pinned to the top and right sides with black pushpins. It contains the question "Were you named for someone in your family?".

Were you named for someone
in your family?

A rectangular box with a black border, pinned to the top and right sides with black pushpins. It contains the question "Is your name in the Bible?".

Is your name in the Bible?

Name: _____

PRIMARY PAIRS



The Baby in a Basket

“God be with you, my child,” Jochebed whispered to her baby son, Moses, as she kissed him. She placed him gently in the basket she had made and wrapped the soft blanket around him. Then she set the basket among the bulrushes near the water’s edge where he would be hidden from view.

Does this sound like a strange thing for a mother to do? Well, there was a very good reason why Moses’ mother would try to hide him. A wicked king called Pharaoh wanted all the Hebrew baby boys killed. For three months Jochebed had hidden the baby at home, but now he was getting too big. This was the only way she could think

of to keep her little baby hidden. And Jochebed was trusting God to keep her son safe.

Quietly, she made her way back to where her daughter Miriam stood nearby. She patted the girl’s arm and spoke softly. “Stay near your baby brother and watch to see that nothing harms him. I am sure God will take care of him. God will not let anyone hurt him.”

Miriam sat down near the water. She watched the bulrushes which surrounded the place where her mother had put the little basket. For a long time, the little basket just rocked gently in the water. Miriam thought she would be able to tell her mother

that they had found a safe place to hide their baby. But then she heard a noise.

Pharaoh's daughter, the princess, had come to the water to bathe. She and her maids were walking along by the side of the river. Just then she saw the little basket and sent one of her maids to bring it to her. When she opened the basket she was surprised to see a little baby boy. He began to cry and right away she loved him. "This is one of the Hebrew's babies," she said to her maids.

Moses' sister ran to the princess. "Do you need a nurse to take care of the baby?" she asked. "I will call one for you if you would like."

"Yes, I certainly do need a nurse!"

answered the princess. "Go and find someone for me."


Miriam was so excited. When she found her mother she told her the good news. Together they hurried back to the place where Pharaoh's daughter and her maids were watching baby Moses.

The princess didn't know that this woman was Moses' real mother. The princess told Jochebed that she would pay her to take the baby home and care for him. How exciting that Jochebed could be baby Moses' nurse! She would not have to hide him any longer. Even though he now belonged to the princess, she would be able to take care of her own son and teach him to love God.

Family Tree

Who are these people in Moses' family tree? Match the correct name with the person and write the number in the box on the tree.

1. Father
2. Mother
3. Brother
4. Sister



Preparing for This Bible Lesson

Parent's Corner

Children of primary age usually enjoy creating things with their hands. The story of Jochebed, Moses' mother, preparing a little basket for her infant son's protection on the river is a perfect lesson for using clay dough to illustrate the story.

Purchase clay dough, or make your own by combining in a medium pot: 1 cup flour, 1/2 cup salt, 2 tbsp. cream of tartar, 1 cup water, 1 tbsp. oil, 1 tsp. yellow food coloring. Cook over medium heat and stir (about 3-5 minutes). It will look like a big glob. Turn out and knead until smooth.

Let your child make a basket, lid, and baby from the clay dough, and use it to retell the story to you.

Time Together for Family Devotions

Verses to help your child understand this Bible lesson.

SUNDAY: Hebrews 11:23

MONDAY: Deuteronomy 31:13


TUESDAY: Hebrews 11:27

WEDNESDAY: Psalm 34:11

THURSDAY: Psalm 78:4

FRIDAY: Psalm 78:6,7

SATURDAY: Proverbs 22:6



Bible Text

Exodus 2:1-10
Hebrews 11:23-26

Memory Verse

By faith Moses, when he was born, was hid three months of his parents. — Hebrews 11:23

His Mother's Faith

The six pictures below show the story of Baby Moses. Put them in the right order by writing the correct number in the small circles.



Name: _____