


# PRIMARY PAIRS



## A Special Lunch

Long ago there was a little boy who went to hear Jesus speak. The Bible doesn't tell us his name. But let's call him Zach. Looking around at the crowd on the hillside, Zach saw that a huge crowd of people had gathered to see Jesus. They wanted to hear every word He said.

Zach was standing near one of Jesus' disciples named Andrew, when he heard Jesus speak to Philip, another disciple. Jesus said, "Where can we buy bread for these people to eat?"

Philip said there were too many people to feed. But Jesus was not worried because He already knew what He would do.

Zach looked down at the small, brown bag in his hand. His mother had filled it for him that morning. She had packed just enough lunch for him. But all around him were people with no food. Suddenly Zach knew what he must do.

He spoke to the disciple, Andrew. "Please . . . I heard what Jesus said about there being no food for the people. I have a lunch. It's not very much, but I hope Jesus can use it." The disciple looked down at the small bag in surprise. He thanked Zach and turned to Jesus.

Zach watched him, wondering if Jesus would like the two fish and five small loaves in his lunch? He listened

as Andrew told Jesus that a young boy had offered to give his lunch to Him. A gentle smile came to Jesus' face. "Have the people sit down," He told His disciples. Zach sat down too, as close to Jesus as he could get. What was going to happen?

Jesus took the bread and fish, looked up to Heaven, and gave thanks for the food. Then He broke the small loaves of bread apart. "Give this to the people," He said, and held out some fish also. The disciples took what Jesus handed them and gave it to the people. Soon all the people were eating.

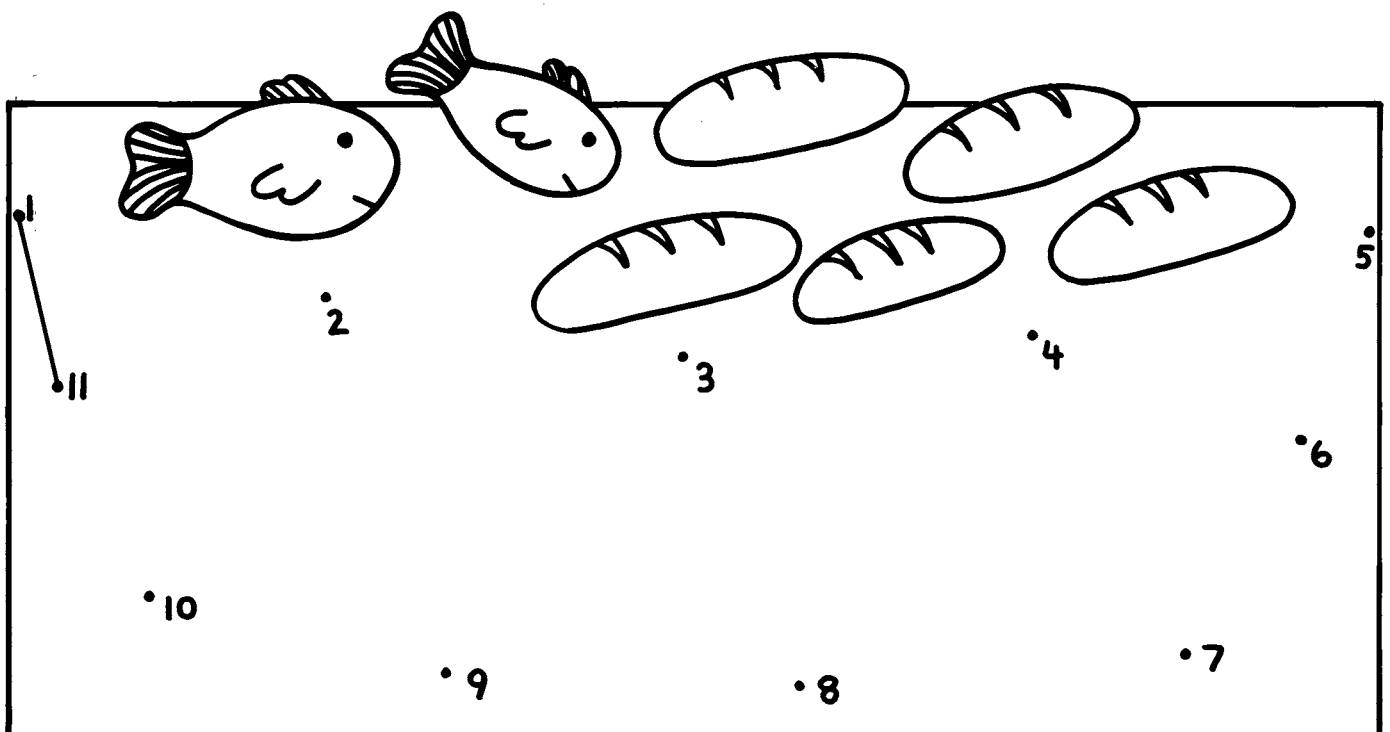
Zach ate as much bread and fish as he could hold, but he could hardly

believe what he was seeing. The disciples kept passing out food. Where did it come from? It never ran out! Soon everyone on the hillside was full. Even the little children who had been so hungry, shook their heads when the disciples offered them more bread or a fish.

Jesus told His disciples to pick up all the food that the people had not eaten. They gathered up twelve baskets of leftovers! Zach had brought just a small bag of fish and bread with him. Now there was more left over than he could ever carry home. Jesus had worked a miracle with the loaves and fishes. How glad Zach was that he had shared!

## Loaves and Fishes

Finish the basket by drawing a line from number to number in the right order.



# Preparing for This Bible Lesson

## ***Parent's Corner***

Help your child make a mosaic illustrating the principle of the memory verse for this lesson. Use scraps of various colored construction paper, or get a supply of sample colored chips from a paint or hardware store. Have your child cut these into various shapes.

On each colored piece, help him write some need that God provides for him. Encourage him to think in specifics rather than generalities; for example, strawberry shortcake instead of food. When possible, coordinate the color to the item written on it. For instance, blue might stand for water, yellow for sunshine.

Draw a simple shape on a sheet of white paper, writing the words "God Supplies All My Needs" across the top. Then let your child paste the colored pieces into the mosaic in an attractive pattern.

## ***Time Together for Family Devotions***

Verses to help your child understand this Bible lesson.

SUNDAY: Philippians 4:19

MONDAY: Luke 9:12


TUESDAY: Matthew 14:16

WEDNESDAY: Mark 6:38

THURSDAY: Mark 6:39

FRIDAY: Mark 6:41

SATURDAY: Matthew 14:20,21



## ***Bible Text***

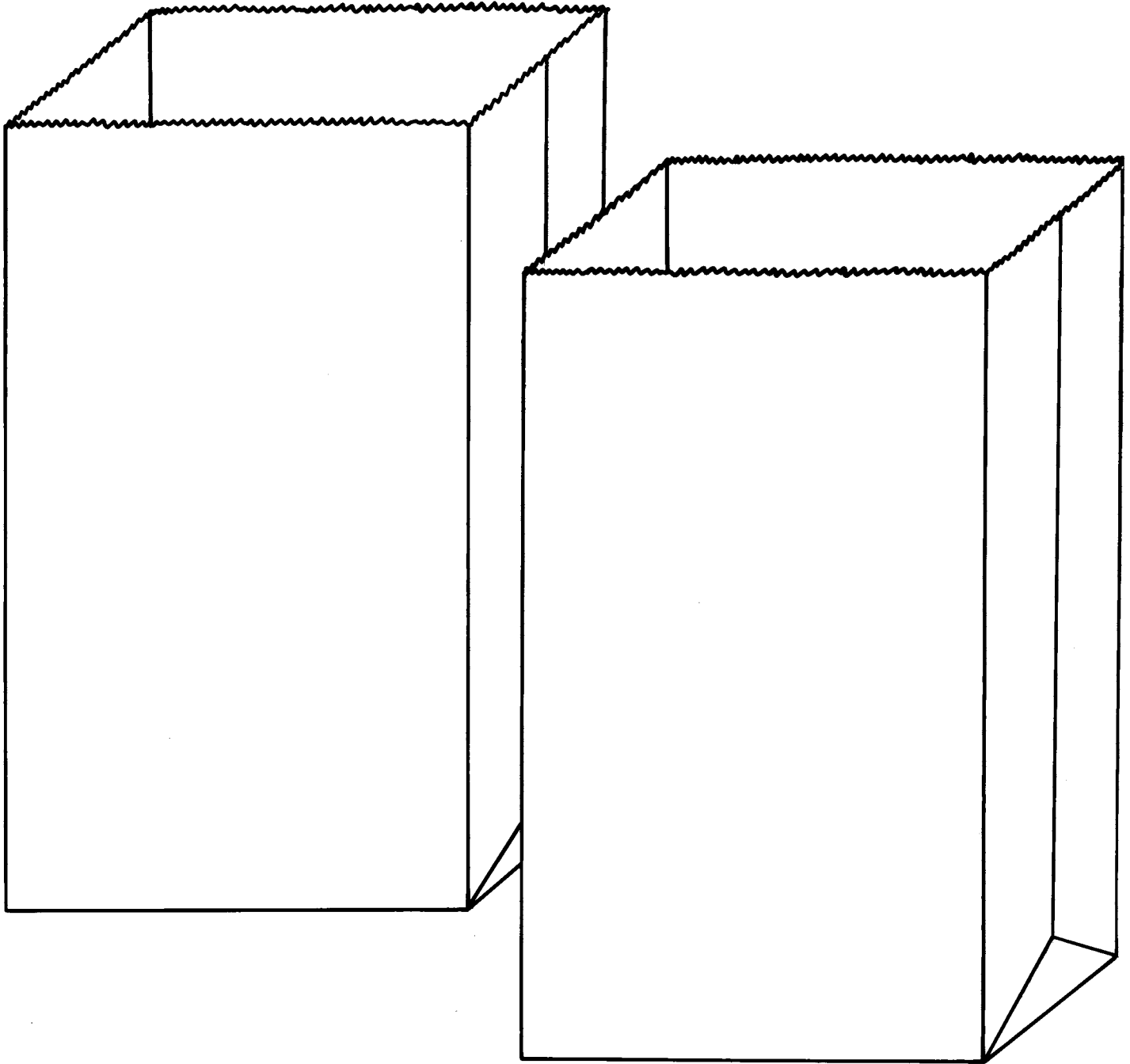
John 6:1-13

## ***Memory Verse***

My God shall supply all your need according to his riches  
in glory by Christ Jesus. — Philippians 4:19

# All You Need

On one sack draw what was in the lunch that the boy shared. On the other sack draw something that Jesus has provided for you.



Name: \_\_\_\_\_

# PRIMMARY PAIRS



## We Love Jesus Too!

"I really liked the Bible story you told us today, Teacher," said Shandy. "I wish I could have been there the day Jesus rode into Jerusalem." She picked up a pair of scissors and carefully began to cut around her paper palm branch.

"Me too!" Christy agreed, as she chose a pink flower to cut out. "I would have picked every one of Mom's roses to toss in front of Him! Especially the peach-colored ones. They are my favorite."

"Yeah, well we don't have any roses at our house," said Kevin. "But the Bible says that the people also put clothes down in front of Jesus." Then he grinned, "I would have even laid

my Nike jacket down on the road for Him to walk on!"

Christy laughed and gave him a friendly poke. "Wow! You mean that new one you got for your birthday? I can hardly believe it!"

Kevin nodded. "That's right! Even my new jacket!"

Their Sunday school teacher smiled. "I can tell that all of you would have entered right in. I know just how you feel. It would have been great to have been there! Just think how happy we would be if we heard that Jesus was coming here today. Imagine how excited those people were when they heard He was coming into their city!"

"Well, I sure would have been!" Christy said, waving the pink flower she had just finished. "It would have been so exciting to praise Him and sing 'Hosanna' with all the other kids."

"We can't see Jesus in real life like those people did," her teacher told her, "but we can praise Jesus anyway. Jesus hears your praises just like He heard those of the children in that day. When you sing your Sunday school songs with all your heart, it makes Him so happy! Can you children think of some other ways you can praise Him?"

"I know a way! We can tell our friends about Him," Shandy said, "and invite them to Sunday school and

church! Jesus wants everyone to know about Him."

"How about when we pray?" asked Kevin. "Isn't that a time when we praise God? When I pray, I always say, 'Thank You,' for all the good things He does for me."

"That's right, Kevin. Prayer is a very important time for praising God," his teacher agreed. "Christy, can you think of something?"


"We can be good and listen in Sunday school," suggested Christy. "He can see that we are trying to honor Him when we act right."

"That's good too! These are great ideas you children have thought of," their teacher said. "You see, we can praise and honor Jesus in our day too!"


## On the Road

What did the people put on the road when Jesus rode by? Use the first letter of each picture to fill in the blanks of the two missing words.

1.



2.



1. \_\_\_\_\_ and palm

2. \_\_\_\_\_

# Preparing for This Bible Lesson

## ***Parent's Corner***

In your time together with your child, discuss the meaning of the word *praise*. Talk about how the people rejoiced and sang praises to Jesus as He rode triumphantly into Jerusalem.

Explain that although we do not see Jesus in bodily form as those people did, we can still praise Him. Help your child make a list of the ways we can praise God: praying, singing, witnessing, etc.

Post your child's list on the refrigerator or someplace where he will see it often. Whenever he has an opportunity to praise the Lord in one of these ways, color a small star or heart beside the item on the list. At the end of the week, count up the number of stars he has received. Does he think he has praised the Lord enough?

## ***Time Together for Family Devotions***

Verses to help your child understand this Bible lesson.

SUNDAY: John 12:13

MONDAY: Zechariah 9:9


TUESDAY: Luke 19:37

WEDNESDAY: Psalm 67:3

THURSDAY: Psalm 100:4

FRIDAY: Psalm 9:2

SATURDAY: Psalm 50:23



## ***Bible Text***

Matthew 21:1-11

## ***Memory Verse***

Hosanna: Blessed is the King of Israel that cometh in  
the name of the Lord. — John 12:13

# Hosanna to the King


Number the pictures in the correct order. Write the number in the small box in the corner of each picture.



Name: \_\_\_\_\_



# PRIMARY PALS



## Uncle Matthew's Story

Judith was so happy. Her Uncle Matthew had come to spend a few days with them. He was her favorite uncle. Besides, he told the best stories! He had been a good friend and disciple of Jesus, and he never seemed to get tired of talking about his Lord. And Judith never got tired of listening.

Today the two of them had gone for a walk together. Judith decided that it was time to have a story. "Uncle Matthew, please tell me about that special supper you had with Jesus, the last one before He died." Judith loved to hear him tell about that.

"I don't think I will ever forget that

night," Uncle Matthew began softly, as he sat down on a large rock. He stared off into the blue sky. "It was the time of the Passover feast. Jesus and those of us who were His disciples were eating the supper in a large upper room.

"Jesus picked up some bread, gave thanks, and broke it apart. Then He passed it around to us. I remember how He explained that it represented His body. He said that we should eat it to remind us that He died for us. Then He took a drink from a cup. He passed the cup to each of us and told us that we should drink it to remind us that His Blood was shed for us. We realized it

was something very important. He told us to do this often, to help us remember Him and what He did for us.”

Judith closed her eyes, imagining the picture as her uncle spoke. Then she asked, “Did you know what He meant?”

“At that time, we couldn’t fully understand what He meant. You see, we didn’t know that He was going to die the next day. Of course, He knew that. But it wasn’t until after He died and had risen, that we understood what He had been trying to tell us.

“Now when we are together as believers, we repeat what He did. We share some special Passover bread, and take a drink from a cup which we pass around to one another just as He did. It helps us to remember that

Jesus died and rose from the grave so our sins could be forgiven. Someday He will come back and take us to Heaven, just as He said He would.”


“That is such a beautiful story, Uncle Matthew,” Judith said softly. “And I am so happy. Do you know why? Father and Mother have said that I may take part in the Lord’s Supper the next time all of you come together for that special time. I believe in Jesus, and I know He lives in my heart.”

“That’s wonderful news, Judith,” her uncle said. “Even though you are young, I know you understand the importance of this. Though you never saw Jesus, He is alive in your heart. And you want to remember what He did for you, just as we do.”


## Hidden Words

Find the hidden words in the puzzle below. Circle each one.

CUP	BREAD
EAT	DRINK
BODY	JESUS
BLOOD	THANKS



B	R	E	A	D	I	H	T
C	P	I	F	R	J	G	H
U	M	G	J	I	R	L	A
P	E	R	V	N	F	B	N
D	G	A	C	K	W	O	K
A	H	F	T	O	M	D	S
J	E	S	U	S	F	Y	T
Y	B	L	O	O	D	U	C



# Preparing for This Bible Lesson

## ***Parent's Corner***

This lesson is about the first Lord's Supper. We are told in the Bible that this is to be repeated in remembrance of Jesus.

Talk about remembrances. Show your child an old program for some special event. Talk about how the program is a reminder to you of what happened at that time. A picture album is also a good reminder—it brings to mind things that happened in the past. Explain what happens at a communion service, and relate this to our remembering Christ and His offering His Body for us on the Cross of Calvary.

## ***Time Together for Family Devotions***

Verses to help your child understand this Bible lesson.

SUNDAY: John 13:17

MONDAY: Mark 14:12

TUESDAY: Luke 22:10

WEDNESDAY: Luke 22:15


THURSDAY: Mark 14:22

FRIDAY: Luke 22:20

SATURDAY: I Corinthians 10:16

## ***Bible Text***

I Corinthians 11:23-31




## ***Memory Verse***

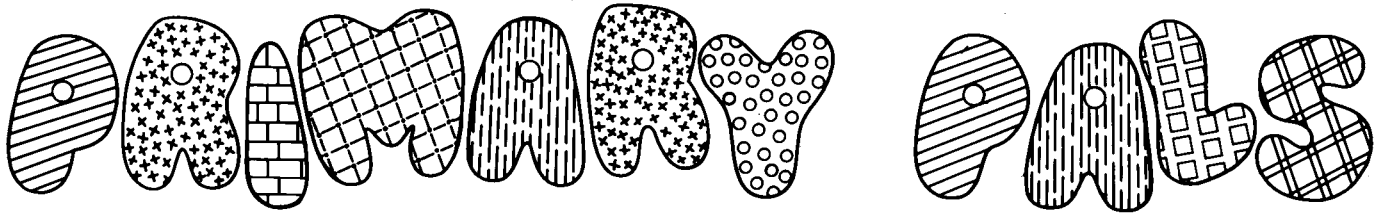
If ye know these things, happy are ye if ye do them. — John 13:17

# Let's Remember

Color the spaces that have dots. You'll find the subject of today's lesson.



Name: \_\_\_\_\_



## Jesus Died for Us

The sky grew black as night. The earth shook. Jesus was dead! Not even the sun dared to shine, though it was still daytime. Suddenly, the soldiers standing by the cross no longer felt so strong and important. They knew as they watched Jesus die that He really was the Son of God.

Just hours before, Jesus had stood before Pilate, the ruler of the Jewish people. The Jews wanted Pilate to order that Jesus be killed. They were angry because He had told them that He was the Son of God. The Jews did not want to believe Jesus. They said His words were terrible lies.

Pilate listened to all the bad things they said about Jesus. But he could

not find any reason to put Jesus to death. No doubt he had heard of the wonderful miracles that Jesus had done. Perhaps he had friends who had been healed by the touch of Jesus' hand. So Pilate wanted to free Jesus. But when the crowd heard that, they only grew more angry.

"Crucify Him! Crucify Him!" they shouted louder than before. Pilate gave up. He told the soldiers that even though he thought Jesus was innocent, they could take Him away.

The soldiers took Jesus into a big hall. There they made fun of Him. They put a purple robe on His shoulders and a crown of thorns on His head. They spit at Him and hit

Him. They laughed and called Him King of the Jews.

Finally they led Him to a hill called Calvary, just outside the city. There they nailed Jesus' precious hands and feet to a rough wooden cross. They put His cross between two other crosses. Above His head they hung a sign which read, "This is Jesus the King of the Jews."

Jesus let them do that to Him. As He hung there on that cross, He even prayed that God would forgive those who hated Him. Can you imagine having love like that?

Many people came out from the city

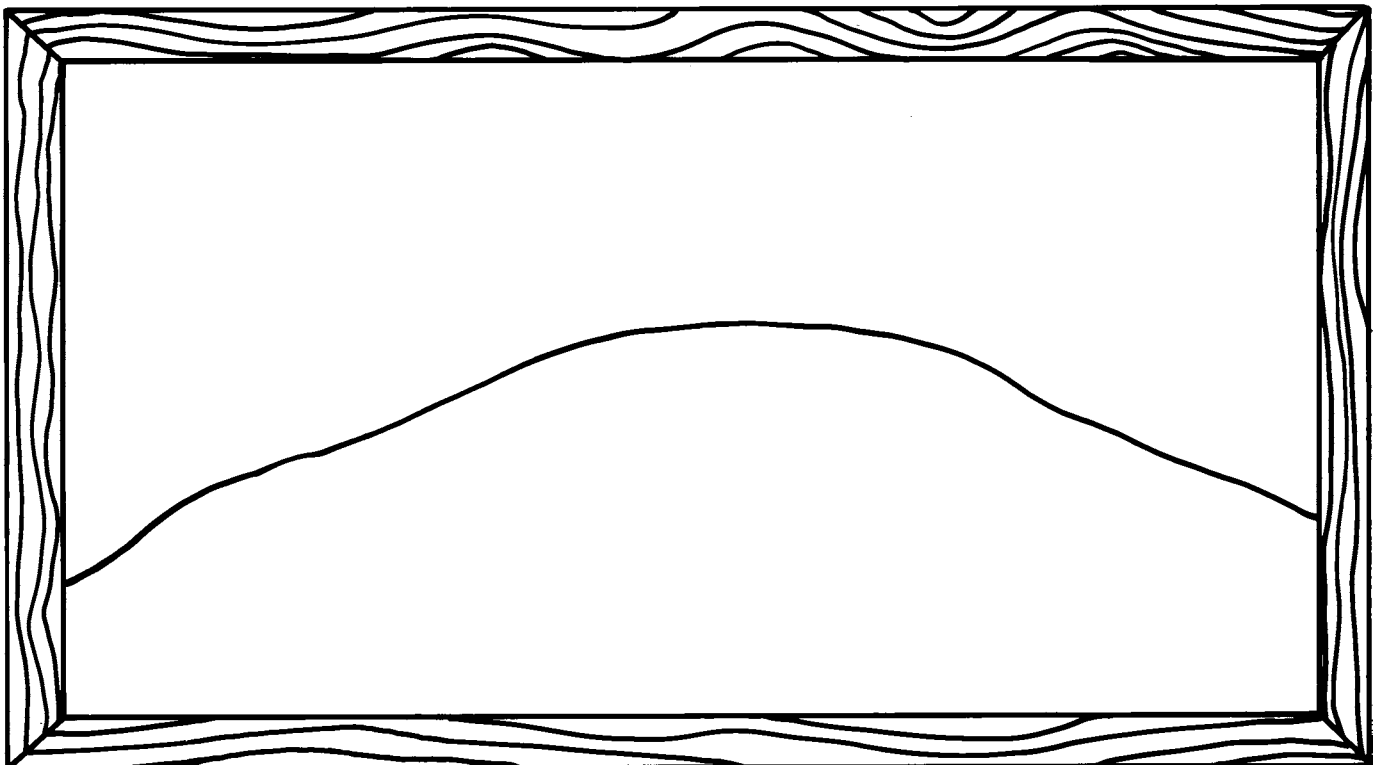
to watch. Some of the people shouted and made fun of our Savior. But Jesus did not get angry. He knew that this was all part of God's plan.

Jesus suffered an awful lot of pain that day, and finally He died. But He was willing to do that for us—to pay for the sin in our hearts. He needed to die so that His Father in Heaven could forgive the sins of everyone who asked to be forgiven. The price for our salvation was paid by Jesus that day.

What a wonderful thing Jesus did for us! Aren't you glad He loves each of us so much that He was willing to die for our sin?

## Mount Calvary

Draw three crosses on the hill below and then color the picture.



# Preparing for This Bible Lesson

## ***Parent's Corner***

The details of the crucifixion of Christ must be presented so that the child focuses on the love Jesus showed by giving His life for us.

After reading the Bible text, try to capture some of the feelings surrounding the Crucifixion. Ask each member of the family to share how he thinks the people felt as the event took place.

Look ahead to the joy of the risen Christ. As Easter Sunday draws near, help your child make some special "Jesus Lives" Easter cards. Use stickers, drawings, Bible verses, etc., and make cards that emphasize the Resurrection. Help your child address envelopes and mail his cards to friends or grandparents.

## ***Time Together for Family Devotions***

Verses to help your child understand this Bible lesson.

SUNDAY: Luke 23:34

MONDAY: Isaiah 53:5


TUESDAY: Galatians 3:13

WEDNESDAY: Hebrews 2:9

THURSDAY: Hebrews 9:28

FRIDAY: I John 3:16

SATURDAY: John 15:13



## ***Bible Text***


Matthew 27:27-38

## ***Memory Verse***

Then said Jesus, Father, forgive them;  
for they know not what they do. — Luke 23:34

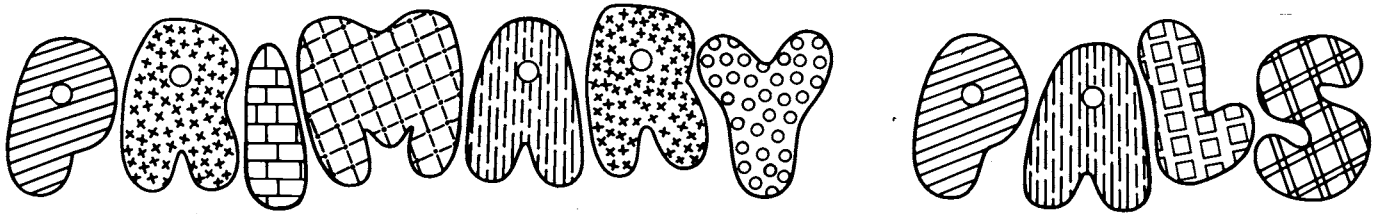
# On the Cross

Find and color the three crosses in the window below.



Name: \_\_\_\_\_





## An Empty Tomb

It was early Sunday morning and three women walked silently toward the tomb where Jesus' friends had placed His body. Their faces were sad. Their hearts were sad. Their beloved Jesus was dead.

Mary thought back to the day when Jesus had been crucified. She knew she would never forget the pain she felt in her heart as they watched the dear Son of God die on a cross. Even now the tears trickled down her face as she remembered it.

This morning she and Salome and the other Mary had come bringing sweet-smelling spices to put on the body of Jesus. There had been no time

to do this on the day that He had died. As they walked toward the tomb, Mary suddenly remembered that soldiers had placed a huge stone in front of the tomb. How would they be able to move it? The stone was so big that even the three of them together would not be strong enough. Perhaps there would be some men around who would help them.

They were near the tomb when Mary stopped in surprise. "Look, Mary, Salome! The stone has already been rolled away," she said in amazement. It was true. The big stone had been moved over to one side and the tomb was open. Who had done

this? Quickly the three women hurried to the entrance and looked inside.

They saw in a moment that the body of Jesus was no longer there. Instead, a young man in a white robe was sitting where Jesus' body had been laid. It was an angel! Mary and her two friends backed away from him in fear.

But the angel spoke in a gentle voice. "Don't be afraid," he told them. "You are looking for Jesus of Nazareth, who was crucified." Then he went on to tell them the most startling news. "He is not here, He is risen!"

The three women looked at each other in amazement. Risen? That meant that Jesus was no longer dead.

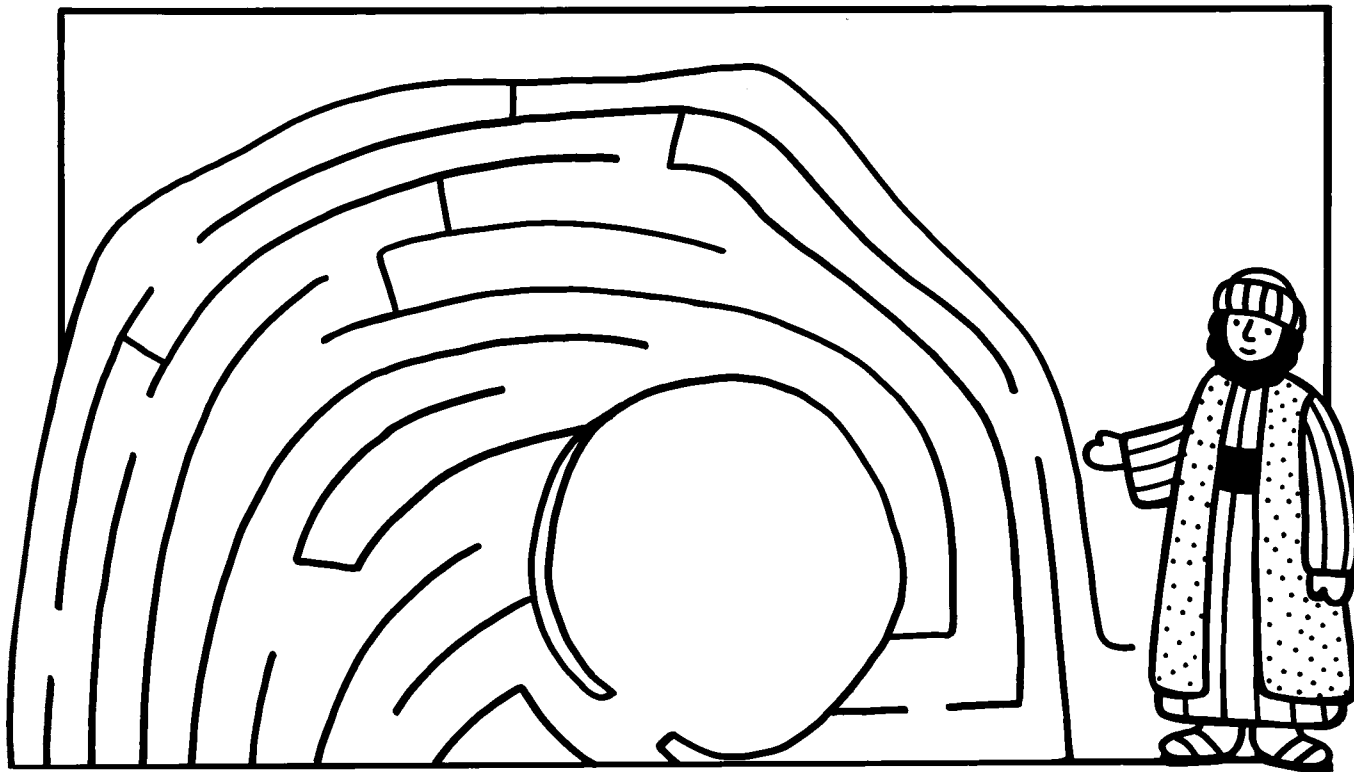
Could such a wonderful thing really be true?

The angel went on with his message. "Go now and tell His disciples and Peter that He is alive and they will see Him in Galilee." Mary and the other women quickly obeyed the angel. Their hearts pounded as they hurried away from the tomb.

The announcement the angel made that morning to Mary and her two friends was true. Jesus had risen, just as He had said He would. On that very day He showed Himself to His close friends and helpers. What a special and wonderful day that was for them! But it was a special day for us too. Because Jesus died and rose again, we can live with Him in Heaven someday.

## Find the Way

Help Peter find his way into the empty tomb.



# Preparing for This Bible Lesson

## ***Parent's Corner***

You cannot ignore the commercial trappings that surround us at the Easter season. Even if you don't encourage the Easter bunny myth at your house, your child will hear it from others.

Talk about the symbols of Easter and what they mean. Explain that the signs of new life we see in the spring — flowers, bunnies, chicks, eggs, even new clothes — all remind us of the new life God gave Jesus when He rose from the dead, and the new life that is given to each one who opens his heart to Jesus.

For a special Easter egg hunt, tape small strips of paper on each egg before it is hidden. On the strips write some happy task the finder must do. Here are some suggestions: learn a Bible verse, sing a song about Jesus, give Mom or Dad a hug, say the thank-you prayer at dinner, do something nice for someone.

## ***Time Together for Family Devotions***

Verses to help your child understand this Bible lesson.

SUNDAY: I Corinthians 15:20

MONDAY: Romans 10:9

TUESDAY: John 6:40

WEDNESDAY: I Peter 1:3,4

THURSDAY: Matthew 28:6

FRIDAY: Luke 24:7

SATURDAY: II Corinthians 4:14

## ***Bible Text***

Mark 16:1-11




## ***Memory Verse***

Now is Christ risen from the dead. — I Corinthians 15:20

# The First Easter

Find and circle the words hidden in the cloud.



Name: \_\_\_\_\_