

The Very Best Shepherd

Do you know what a shepherd is? A shepherd is someone who takes care of sheep. A good shepherd loves the mommy and daddy sheep and every one of the little lambs too. He watches over them all through the bright, sunny days. He takes good care of them all through the cold, dark nights.

A good shepherd counts his sheep carefully to make sure all of them are staying right with him. One, two, three . . . Yes, they are all there! He knows that if one of the sheep wanders away it will be frightened. He doesn't want his sheep ever to be afraid.

When it is time for his sheep to eat, a good shepherd looks all around to

find the best eating places where the grass is green and tall. He leads them by the cool streams where they can take a good, long drink of fresh water. He knows that sheep get thirsty too.

If his sheep get scratched on some thorns, a good shepherd takes care of all the sore places. He feels so sorry when one of his sheep gets hurt, and he always knows just how to make it feel better.

Sheep sometimes get tired, and then they need to lie down and take a rest. A good shepherd knows that, so he finds a safe place for them to sleep.

A good shepherd loves to watch his sheep. He laughs when the little

lambs jump and play in the wildflowers. He knows the name of each one. He speaks to them gently, and all of his sheep know his voice. They come when he calls, because they love their good shepherd.

Sometimes there may be danger near, but the sheep are not afraid because their good shepherd is always watching. He makes sure that no big, hungry animal comes near his sheep. They are always safe when they are in the shepherd's care.

Did you know that we are like sheep? And we have a good Shepherd too—the very best Shepherd of all. The Bible tells us that our good Shepherd is Jesus. He takes care of us

just the way a good shepherd takes care of his sheep.

Jesus watches over us day and night. He doesn't want us to be afraid of anything, so He stays close beside us. He makes sure that we have food to eat and everything else that we need. He promises to be with us always and keep us from danger.

Why does Jesus do all these things for us? For the same reason that a good shepherd watches over his sheep. He does it because He wants us to be safe and happy.

Remember that sheep know and love their good shepherd. Do you know Jesus? Do you love Him? He loves you.

The Good Shepherd

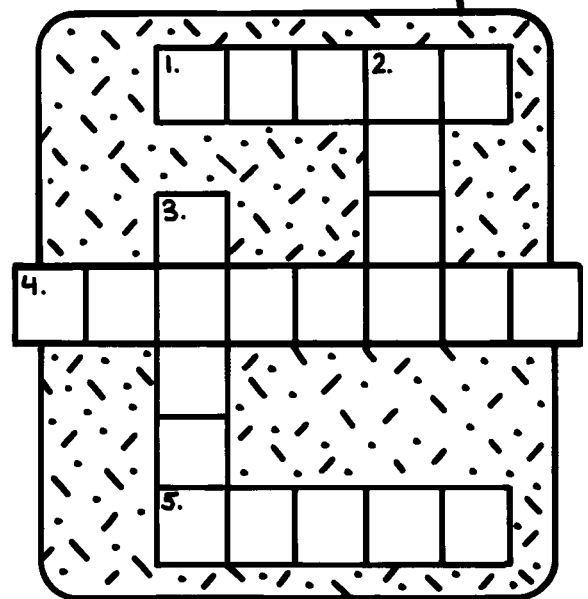
Fill in the crossword puzzle.

ACROSS:

1. Jesus said, "My sheep hear my _____."
4. Someone who watches sheep.
5. Who follows a shepherd?

DOWN:

2. A shepherd takes _____ of his sheep.
3. Who is the Good Shepherd?



Preparing for This Bible Lesson

Parent's Corner

This week, read any information you can locate about shepherds—both present-day and those of ancient times. Discuss with your child what responsibilities a shepherd has, and what a good shepherd would be like.

If you have a pet at home, compare the care of a shepherd for his sheep to the care your child gives to his pet. Beyond supplying physical necessities, what else should the owner of a pet provide? Does he think a shepherd would also provide this?

Explain the shepherd's concern for his sheep by talking about how a child feels when his pet is hurt or lost.


Time Together for Family Devotions

Verses to help your child understand this Bible lesson.

SUNDAY: John 10:27
MONDAY: Psalm 23:1
TUESDAY: Psalm 100:3
WEDNESDAY: Psalm 79:13
THURSDAY: Isaiah 40:11
FRIDAY: Matthew 9:36
SATURDAY: John 10:11

Bible Text

John 10:11-15
Psalm 23




Memory Verse

My sheep hear my voice, and I know them,
and they follow me. — John 10:27


His Sheep

Follow the streamers from the shepherd's hand to the sheep. Color them different colors to show which streamer each sheep is connected to.



Name: _____

PRIMARY PALS



Who Is Listening?

After Carol left the store and got into her car, she opened the packet of pictures she had just picked up. She was happy to see that they had all turned out well. This picture of my Sunday school class is very nice, she thought. I'll have prints made for all of the children's scrapbooks. As she looked at that picture she began to think about how different the children were from each other.

There was Jan, gazing up at the ceiling. She is such a character, Carol thought with a sigh. She never sits still, and hardly ever listens. I wonder what more I can do to help her learn

about Jesus? She just doesn't seem to be interested.

Next to Jan was John. Two years ago John had prayed and asked Jesus to come into his heart and make him a Christian. He had loved Sunday school so much and never missed. But last year he had begun to miss Sunday school once in a while. He wasn't learning his memory verses like he used to. And just a few weeks ago John quit coming. Carol had gone to his home to visit him and to see if there was anything wrong. But John told her he wasn't saved any more and didn't want to go to Sunday school. It

had made Carol so sad to hear that.

Then, there was Benji. He came to Sunday school only now and then. He always had some reason why he was too busy. Fishing, watching television, or playing ball were all a lot more important to him than learning about Jesus. He told Carol he had only come to Sunday school the day of the picture-taking because he liked to have his picture taken. He seemed to think more of himself than of anything else.






The last three in the picture were Tom, Mike, and Pammy. They were all Christians. They loved to hear the Bible stories. They listened when Carol told them about Jesus.

Carol laid the picture down and said a little prayer. "Thank You, Jesus, for my Sunday school class. Please help me to teach each child about You. Help them to be good listeners so that they will know that You really love them. Amen."

In the Bible, there is a story that Jesus told about a man who planted seed—the Sower and the Seed. The seeds fell onto four different kinds of ground. The sower was like a teacher who tells about Jesus' love. Each kind of ground was like the heart of a person who listens to the Word of God. How many different kinds of "listeners" can you find in Carol's class? What kind of listener are you?

What Are You?

Match the letters with the boxes. You will spell what you are when you tell someone about Jesus.

				
Tell	people	Jesus	loves	them

Preparing for This Bible Lesson

Parent's Corner

After reading this lesson's Bible text with your child, let him illustrate the four types of soil. Divide a piece of paper into four equal sections. Give your child some seeds (popcorn or beans) to glue on each section. Then let him draw around the seeds to show what happened to each because of the type of ground in which it was planted.

Talk about what we can do to be sure our hearts are "good soil," receptive to the teachings of the Word of God.

Time Together for Family Devotions

Verses to help your child understand this Bible lesson.

SUNDAY: Psalm 119:11

MONDAY: II Peter 3:18

TUESDAY: Psalm 92:13

WEDNESDAY: Mark 4:8


THURSDAY: Colossians 1:10

FRIDAY: I Peter 5:10

SATURDAY: Ephesians 4:15

Bible Text

Luke 8:4-15




Memory Verse

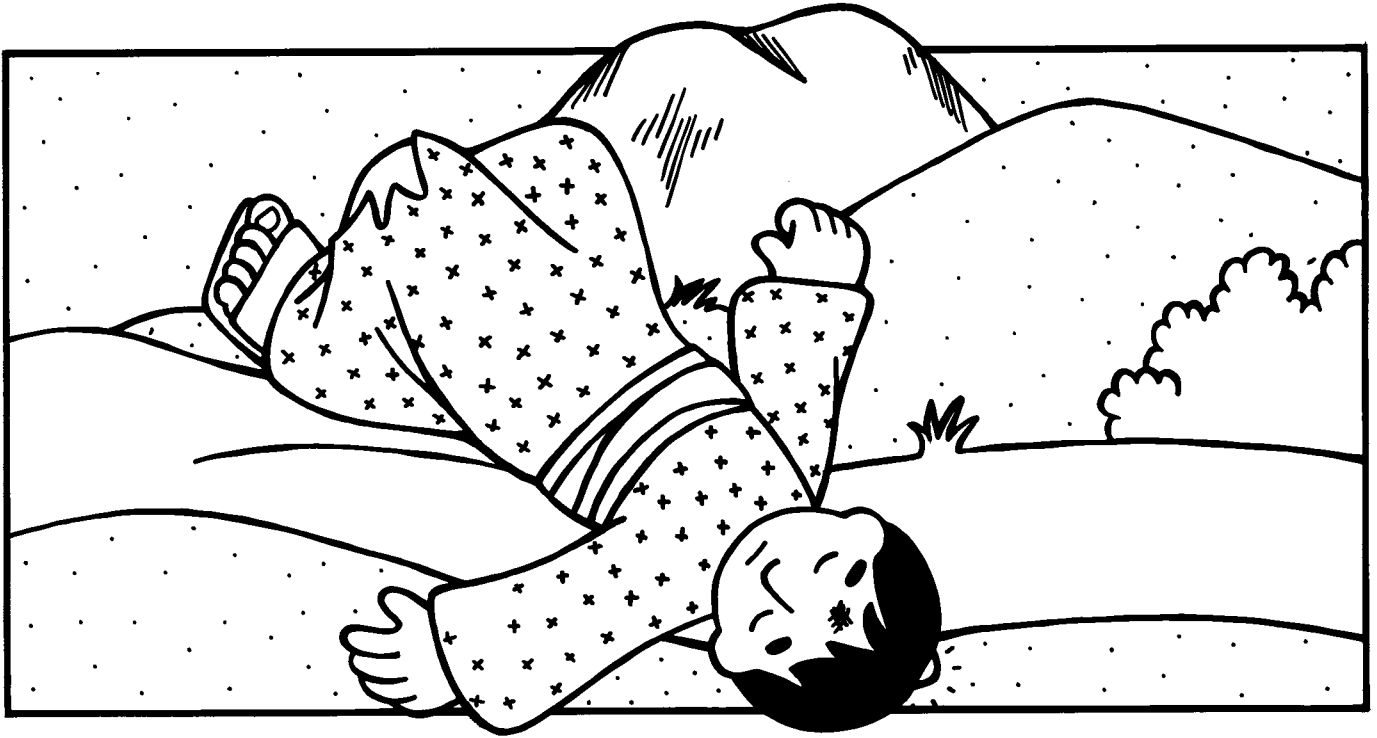
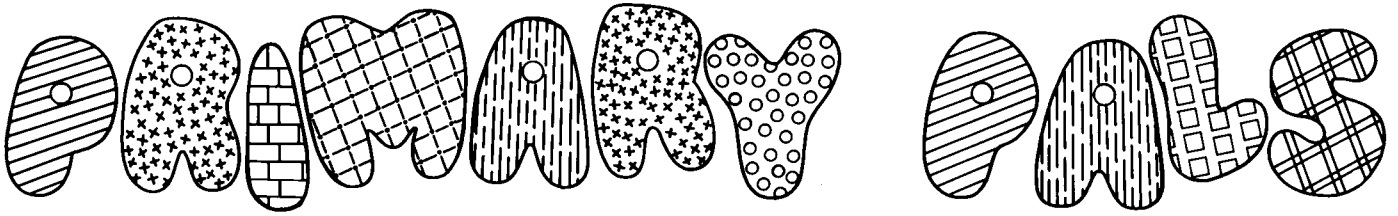
Thy word have I hid in mine heart, that I might
not sin against thee. — Psalm 119:11

Sow Good Seeds

Color the signs that show when there is good seed in a heart.



Name: _____



Who Will Help?

The man was lying by the road. His eyes were closed. Oh, he was hurting so much he couldn't even raise his head off the ground! Why wouldn't someone stop to help him?

A long time had passed since those awful men had beaten him up. He had been traveling from Jerusalem to the city of Jericho, minding his own business, when all of a sudden they had attacked him! They had taken all of his money and left him lying by the side of the road. They thought he was dead. It seemed that his body ached in a thousand places! He couldn't even walk.

Just then he heard a sound. Someone was coming. Maybe this

person will help me, he thought. Then, again, maybe he won't. No one else had stopped when they saw him. This one might not help either.

Two people had gone right by him. One of those people was a priest. The man had been sure the priest would stop to help him. Priests were supposed to help people. But when the priest had seen the hurt man, he walked over to the other side of the road!

The other man who had passed by was a Levite. He had come over and looked at the hurt man, then just walked away!

Why had they crossed over to the other side of the road? Why wouldn't

they help him? Were they afraid he would hurt them?

This next person was different. He did stop! He was a man from Samaria. He hurried to where the injured man lay. He knelt beside him and asked, "My friend, what has happened to you?"

In moments, he had taken ointment from his pack and had bathed the cuts and bruises. He carefully bandaged the hurt man's wounds. Then, he set him on his donkey and took him into town.

He found an inn where the hurt man could stay. He took care of him for the night. In the morning he had to leave so he asked the innkeeper to please take care of the hurt man until he was well. He gave the innkeeper some of

his own money and told him he would give him more, if needed, when he came back!

Jesus told this story to a young lawyer who had asked Him, "Who is my neighbor?" Which of the men do you think was the hurt man's neighbor, or true friend? Was it the priest, was it the Levite, or was it the Samaritan?

That's right. It was the Samaritan. Because he was so kind, we sometimes call him the Good Samaritan!

In the Bible, Jesus tells us that we should be like the Good Samaritan. When we see someone who needs help, we should always do what we can to help him. We should do things for others just as we would want them to do for us.

Good Neighbors

Write the name of each picture into the correct squares. Color the dotted squares. You will see a word. It is what we should do to be a good neighbor.


1

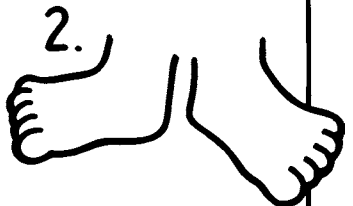
2

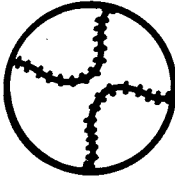
3


4

•				
	•			
		•		
			•	

1. 

2. 

3. 

4. 

Preparing for This Bible Lesson

Parent's Corner

This week, as you talk about the Good Samaritan's example of love and caring, focus on ways we can show love by helping others. Let your child make a "Helping Others" poster. Give him several magazines in which to find pictures of people who are helping others.

For a family project, write the name of each family member on a separate slip of paper, and put the slips in a bowl. Have each person draw a name, and keep that name a secret. Each day during the following week, secret helpers are to help the person whose name they drew without his finding out. For instance, they could shine his shoes or make his bed.

Time Together for Family Devotions

Verses to help your child understand this Bible lesson.

SUNDAY: Matthew 22:39

MONDAY: John 15:12

TUESDAY: John 15:9

WEDNESDAY: I Thessalonians 3:12


THURSDAY: I John 4:7

FRIDAY: I John 4:11

SATURDAY: Romans 13:10

Bible Text

Luke 10:25-37




Memory Verse

Thou shalt love thy neighbour as thyself. — Matthew 22:39


Be Kind

It cost the Good Samaritan time and money to show kindness to the traveler. Many people don't want to be bothered this way. But Jesus said we should do as the Good Samaritan did. In the squares below, write or draw at least one way you would like to show kindness this week.

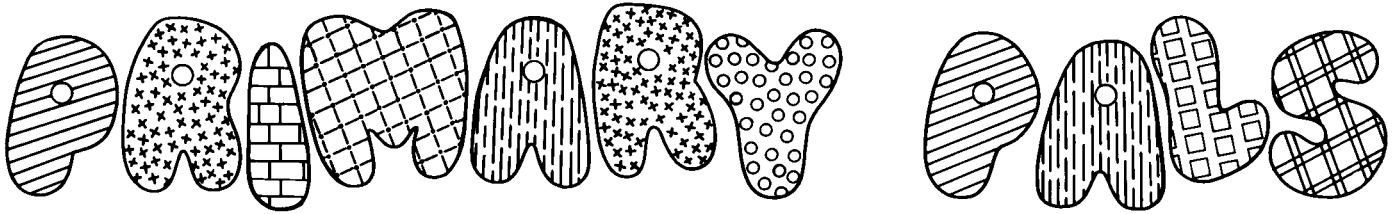


I can use my time to be kind by . . .

I can use my money to be kind by . . .



Name: _____



Ready to Go

Susie checked her new skis and backpack over and over again. Everything was in order and had been packed for days.

She and her best friend Amy were now in the fourth grade, and this was the first year that they would be going on the Junior Ski Trip. She could hardly wait!

"Mom, is it time to go yet?" she asked for the third time.

"Yes, Dear," her mother smiled, "the van should be here any moment now."

When the van finally came she ran out the door as quickly as she could. She was so excited, she almost forgot to say goodbye to her mother!

Soon they arrived at the church where everyone was to meet. They would all ride to the mountain together on the big bus.

Susie looked all around for Amy. She wanted to be sure they could sit together on the bus. But Amy wasn't there yet! Susie found Brother Bob, who was to have picked up Amy.

"Where's Amy?" she asked.

"Well," he answered, "Amy's mom said she wasn't ready yet. She told us not to hold up the whole van load of kids to wait for Amy. Her mom said she would bring Amy here to the church if she got ready in time." He looked at his watch. "But she has only

four more minutes. The bus will leave at 8:00 sharp."

Susie asked Brother Bob if he wouldn't please wait for just a few extra minutes. She was sure Amy would be there soon.

"Amy and I have been talking about this ski trip for so long. She really wants to go this year," said Susie. "Please wait just five more minutes."

Brother Bob did have the bus driver wait for a little bit. But the other kids were anxious to go so the driver finally started the bus and drove away.

A few minutes later Amy's mom drove her into the parking lot of the church.

"Did I make it?" asked Amy.

"Where's the bus? Where are all the other kids?" But Amy knew that she hadn't been on time.

Amy had known about this ski trip for a long time. She knew that Susie had started getting ready days before. Amy cried and cried. She thought, Why didn't I start getting ready while there was still time?

You would feel as unhappy as Amy did if you missed an important trip because you weren't ready, wouldn't you? But do you know the most important trip that you must get ready for? It is the trip to Heaven. You must love Jesus more than anything else and do what He wants you to do. Then you will be ready to meet Him.

Be sure you are ready in time!

Hidden Words

Find and circle the words hidden in the puzzle.

OIL
TEN
WISE
LAMPS
SLEPT
FOOLISH
VESSELS
VIRGINS
MARRIAGE
BRIDEGROOM

B	C	T	H	L	A	M	P	S	M
H	R	D	E	U	P	C	F	D	A
V	B	I	F	N	G	U	B	H	R
E	N	C	D	H	W	I	S	E	R
S	U	D	H	E	D	F	M	C	I
S	L	V	I	R	G	I	N	S	A
E	F	E	U	B	C	R	U	B	G
L	C	B	P	A	F	D	O	H	E
S	D	F	C	T	H	B	I	O	U
F	O	O	L	I	S	H	L	C	M

Preparing for This Bible Lesson

Parent's Corner

If you have access to an old-fashioned lamp with a wick, it will make a perfect illustration for your discussion of this week's lesson. Show your child how the lamp works, focusing on why fuel is necessary. Experiment with what happens when the fuel is removed. Point out that the lamp is still good. Everything is in working order but, without the fuel, it is of no use as a light.

Help your child make a list—either by writing the words or drawing pictures—of all the items in your house and yard that require fuel to operate.

Time Together for Family Devotions

Verses to help your child understand this Bible lesson.

SUNDAY: Matthew 25:13

MONDAY: Luke 21:34,35

TUESDAY: Hosea 14:9

WEDNESDAY: Luke 12:37

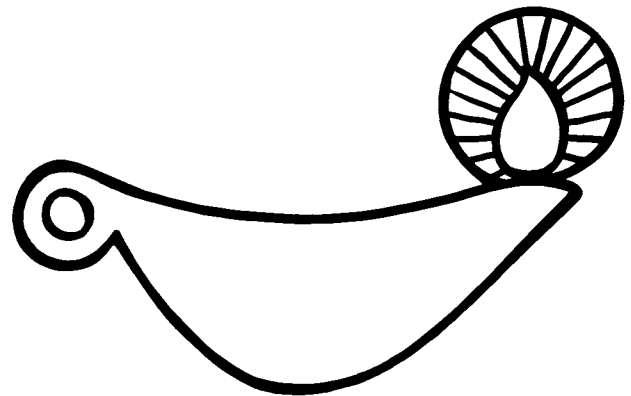
THURSDAY: Luke 12:40

FRIDAY: Revelation 3:11

SATURDAY: Luke 21:36

Bible Text

Matthew 25:1-13













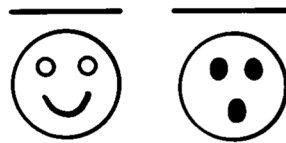
Memory Verse

Watch therefore, for ye know neither the day nor the hour
wherein the Son of man cometh. — Matthew 25:13

A Trip to Heaven

Use the code below to find a lesson we learn from the ten virgins.

A=		E=		S=	
B=		L=		W=	
D=		R=		Y=	



Name: _____