

# Fusion Income H3+ GBP, USD & EUR

February 2021

Create tomorrow.  
Start today.

Platform | Investment | Treasury

# Fusion Income H3+ | Sterling

## Strategy Overview

In pursuit of attractive targeted returns, Fusion invests in a broad range of asset classes designed to maximise its ability to deliver returns whilst minimising the associated risk.

The Fusion Strategies are constructed around a managed portfolio of collective investment schemes, delivering a unique combination of diversification, flexibility and efficiency.

Fusion Income H3+ Strategy focuses on lower risk asset classes in order to achieve its return targets. Investment exposure is weighted to lower risk asset classes such as fixed interest, arbitrage strategies and commercial property; the strategy includes some exposure to equities and other higher risk investments.

## Key Data

**Currency:**  
Sterling | US Dollars | Euro

**Minimum Initial Investment:**  
£75,000 | \$150,000 | €150,000

**Annual Management Charge:** 0.75%

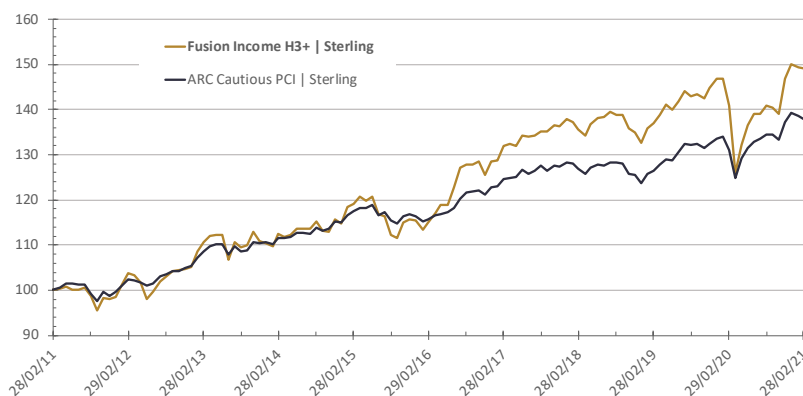
**Investment Manager:**  
James Fitzpatrick  
Alena Vanek

**Investment Time Horizon:**  
3.5 Years (Rolling)

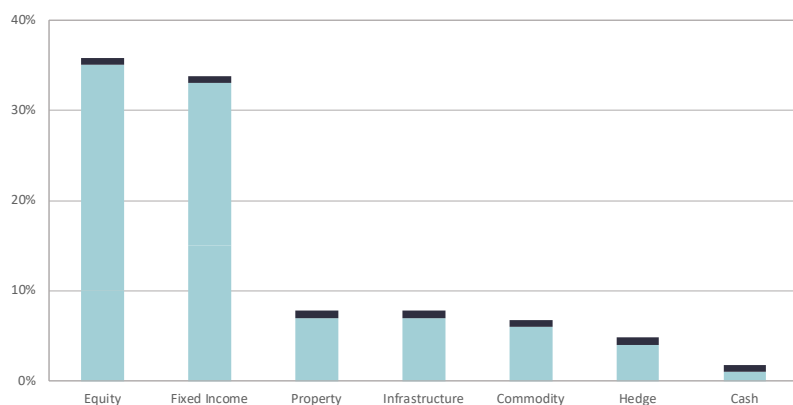
## Performance\*

	Fusion Income H3+ / Sterling	ARC Cautious PCI   Sterling
1 mth	0.0%	-0.6%
3 mths	1.6%	0.4%
6 mths	5.9%	2.5%
1 year	5.9%	5.2%
3 years	10.0%	8.6%
5 years	29.6%	19.2%
10 years	49.2%	37.8%

\*Fusion Income H3+ Sterling performance is net of fees and is compared to the ARC Cautious PCI Sterling benchmark.

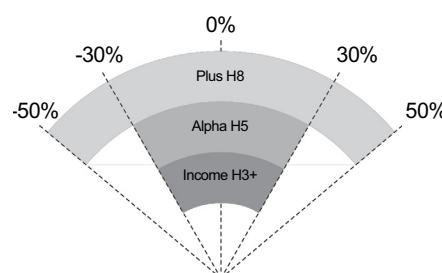


## Asset Allocation



## Swing Factors

Fusion Income H3+ is actively managed using a 30% swing factor around its strategic targets. This allows us to respond to the investment climate, reducing risk during periods of turbulence and increasing it during periods of growth.



Create tomorrow.  
Start today.

# Fusion Income H3+ | US Dollar

## Strategy Overview

In pursuit of attractive targeted returns, Fusion invests in a broad range of asset classes designed to maximise its ability to deliver returns whilst minimising the associated risk.

The Fusion Strategies are constructed around a managed portfolio of collective investment schemes, delivering a unique combination of diversification, flexibility and efficiency.

Fusion Income H3+ Strategy focuses on lower risk asset classes in order to achieve its return targets. Investment exposure is weighted to lower risk asset classes such as fixed interest, arbitrage strategies and commercial property; the strategy includes some exposure to equities and other higher risk investments.

## Key Data

**Currency:**  
Sterling | **US Dollars** | Euro

**Minimum Initial Investment:**  
£75,000 | **\$150,000** | €150,000

**Annual Management Charge:** 0.75%

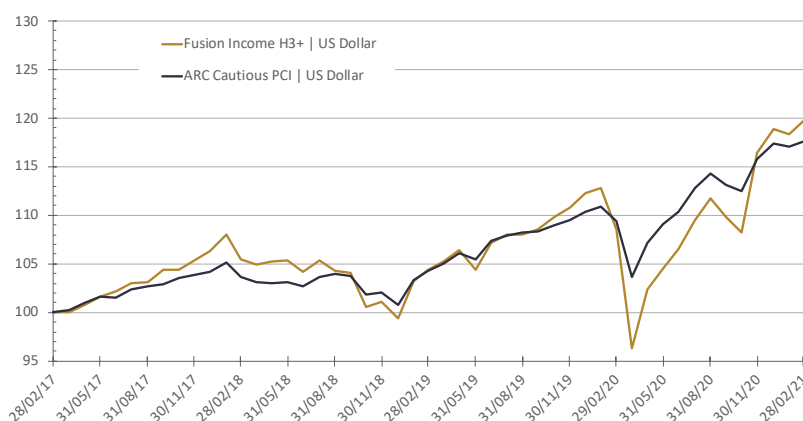
**Investment Manager:**  
James Fitzpatrick  
Alena Vanek

**Investment Time Horizon:**  
3.5 Years (Rolling)

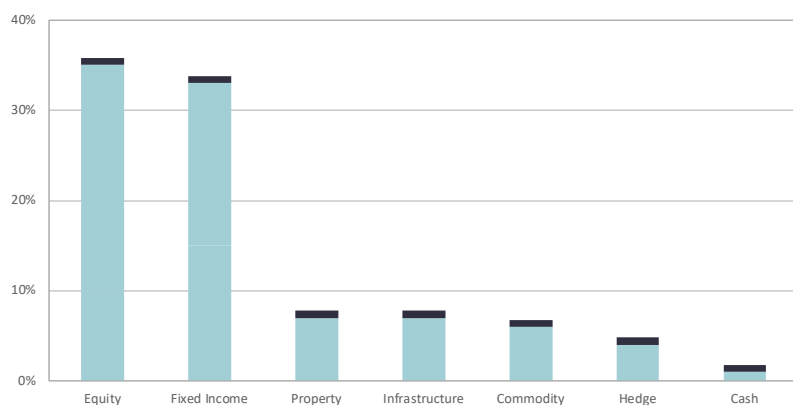
## Performance\*

	Fusion Income H3+ / US Dollar	ARC Cautious PCI US Dollar
1 mth	1.1%	0.4%
3 mths	2.8%	1.6%
6 mths	7.2%	2.8%
1 year	10.2%	7.5%
2 years	14.7%	12.8%
3 years	13.5%	13.5%
4 years	19.7%	17.6%

\*Fusion Income H3+ US Dollar performance is net of fees and is compared to the ARC Cautious PCI US Dollar benchmark.

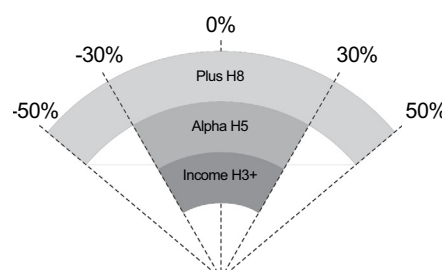


## Asset Allocation



## Swing Factors

Fusion Income H3+ is actively managed using a 30% swing factor around its strategic targets. This allows us to respond to the investment climate, reducing risk during periods of turbulence and increasing it during periods of growth.



Create tomorrow.  
Start today.

# Fusion Income H3+ | Euro

## Strategy Overview

In pursuit of attractive targeted returns, Fusion invests in a broad range of asset classes designed to maximise its ability to deliver returns whilst minimising the associated risk.

The Fusion Strategies are constructed around a managed portfolio of collective investment schemes, delivering a unique combination of diversification, flexibility and efficiency.

Fusion Income H3+ Strategy focuses on lower risk asset classes in order to achieve its return targets. Investment exposure is weighted to lower risk asset classes such as fixed interest, arbitrage strategies and commercial property; the strategy includes some exposure to equities and other higher risk investments.

## Key Data

**Currency:**  
Sterling | US Dollars | Euro

**Minimum Initial Investment:**  
£75,000 | \$150,000 | €150,000

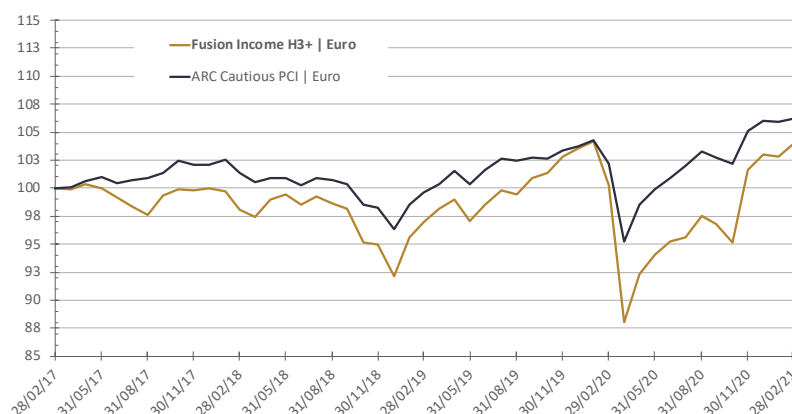
**Annual Management Charge:** 0.75%

**Investment Manager:**  
James Fitzpatrick  
Alena Vanek

**Investment Time Horizon:**  
3.5 Years (Rolling)

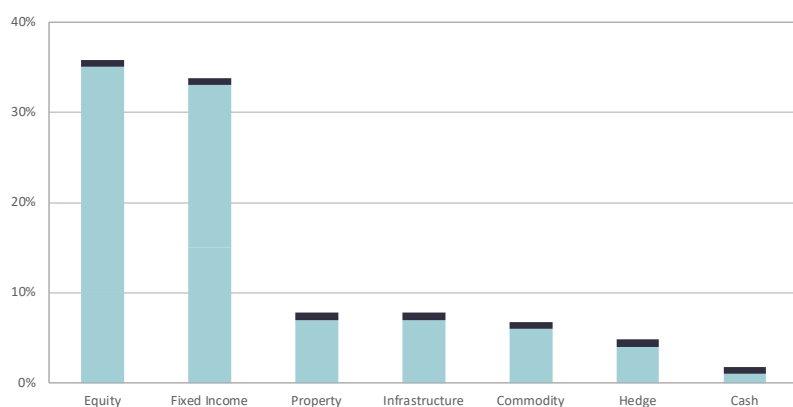
## Performance\*

	Fusion Income H3+ / Euro	ARC Cautious PCI   Euro
1 mth	1.1%	0.3%
3 mths	2.2%	1.0%
6 mths	6.5%	2.8%
1 year	3.7%	3.9%
2 years	7.2%	6.6%
3 years	5.9%	4.8%
4 years	3.9%	6.2%



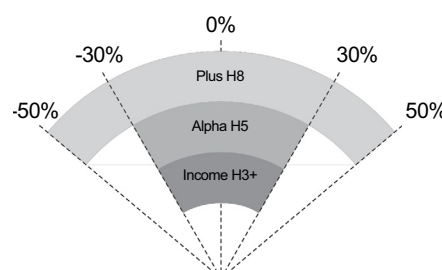
\*Fusion Income H3+ Euro performance is net of fees and is compared to the ARC Cautious PCI Euro benchmark.

## Asset Allocation



## Swing Factors

Fusion Income H3+ is actively managed using a 30% swing factor around its strategic targets. This allows us to respond to the investment climate, reducing risk during periods of turbulence and increasing it during periods of growth.



Create tomorrow.  
Start today.

**Isle of Man | Head Office**

Capital International Group  
Capital House  
Circular Road  
Douglas  
Isle of Man  
IM1 1AG

+44 (0) 1624 654200  
info@capital-iom.com

**South Africa Office**

Capital International SA  
Great Westerford  
240 Main Road  
Rondebosch 7700  
South Africa

+27 (0) 21 201 1070  
info@capital-sa.com

[capital-iom.com](http://capital-iom.com)

t +44 (0) 1624 654200 e [businessdevelopment@capital-iom.com](mailto:businessdevelopment@capital-iom.com)

Issue Date: 08/03/2021

Ref: FFS-H3+02021

This document has been prepared for information purposes only, is believed to be correct, but its accuracy cannot be guaranteed. It does not constitute investment advice or an offer or an invitation, by or on behalf of any company within the Capital International Group of companies or any associated company (CIG), to buy or sell any investment. Any reference to past performance is not necessarily a guide to the future. The value of investments may go down as well as up and may be adversely affected by currency fluctuations. CIG, its clients and officers may have a position in, or engage in transactions in any of the investments mentioned. Opinions constitute our judgement as of this date and are subject to change.

Regulated activities are carried out on behalf of Capital International Group by its licensed member companies. Capital International Limited, Capital International Bank Limited, Capital Treasury Services Limited and Capital Financial Markets Limited are all licensed by the Isle of Man Financial Services Authority. Capital International Limited is a member of the London Stock Exchange. Registered Address: Capital House, Circular Road, Douglas, Isle of Man, IM1 1AG. CILSA Investments (PTY) Ltd (FSP No. 44894) and CILSA Solutions (PTY) Ltd (FSP No. 6650), t/a Capital International SA are licensed by the Financial Sector Conduct Authority in South Africa as Financial Service Providers. Registered Address: Office NG101A, Great Westerford, 240 Main Road, Rondebosch 7700, South Africa. All subsidiary companies across both jurisdictions are represented under the Capital International Group brand.

**Create tomorrow.  
Start today.**