

Fusion Income H3+ | Sterling

Key Data

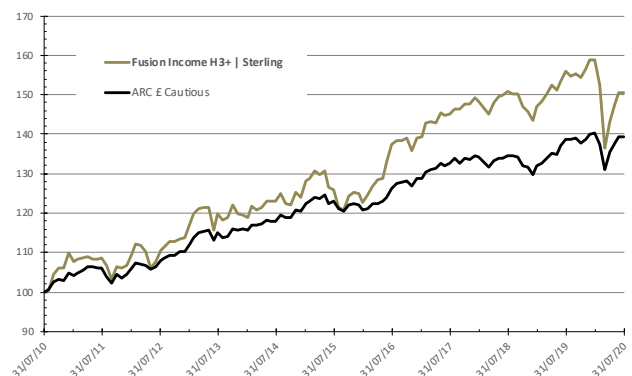
Currency: Sterling | US Dollars | Euro
 Minimum Initial Investment: £75,000 | \$150,000 | €150,000
 Dealing Frequency: Daily
 Initial Charge: Nil
 Exit Charge: Nil
 Annual Management Charge: 0.75%
 Investment Manager: Capital International Limited
 Custodian: Capital International (Nominees) Limited

Absolute Return Profile

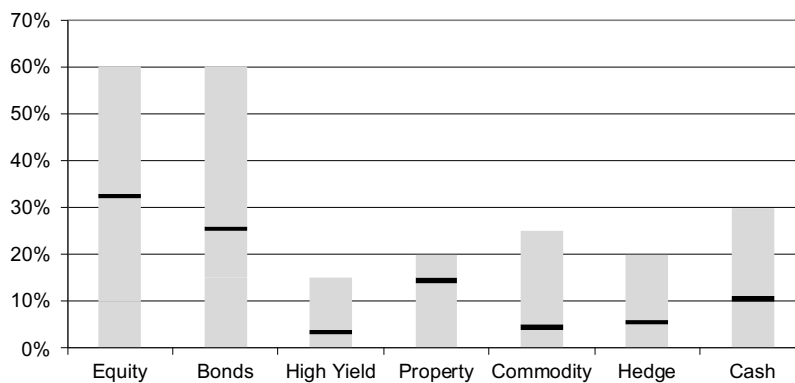
Target Return Range: 6.0% to 7.0%
 Expected Volatility Range: 5.0% to 7.0%
 Investment Time Horizon: 3.5 Years (Rolling)

Performance

	Fusion Income H3+ / Sterling	ARC Cautious Asset
1 mth	-0.10%	0.00%
3 mths	5.11%	2.87%
6 mths	-5.30%	-0.79%
1 year	-3.54%	0.29%
3 years	3.58%	5.02%
5 years	19.44%	13.33%
10 years	50.38%	39.26%

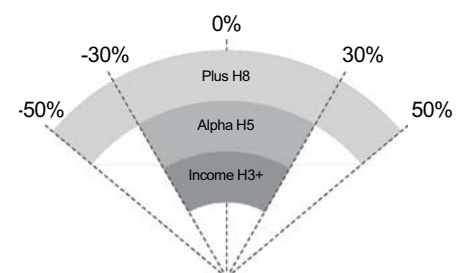


Asset Allocation



Swing Factors

Fusion Income H3+ is actively managed using a 30% swing factor around its strategic targets. This allows us to respond to the investment climate, reducing risk during periods of turbulence and increasing it during periods of growth.



Fusion Income

H3+| Sterling

Investment Commentary

Global equity markets have been dominated by fears of a further resurgence in COVID infections. Q2 company earnings season was also a major feature providing markets with more insight into how well companies had survived the crisis. The S&P 500 was effectively flat for the month of July (-0.04%).

Despite the rise in COVID cases across the globe, death rates did not increase at anywhere near the same rate; this suggests that the virus is having a diminishing impact both on human safety and health care services.

The Q2 earnings season was more positive than expected with 84% of S&P500 companies exceeding their earnings guidance. Markets have been digesting how well companies weathered the crisis but more importantly assessing which companies will have a better chance of surviving a possible protracted negative trading environment if lockdowns persist.

In the short term, markets will be driven by how quickly countries are able to lift restrictions on travel and enable economies to return to full capacity. The third quarter returns are likely to be much more muted than the second. On balance, despite the risks that still remain, we retain our preference for adding to risk assets on any market setbacks.

Strategy Overview

In pursuit of attractive targeted returns, Fusion invests in a broad range of asset classes designed to maximise its ability to deliver returns whilst minimising the associated risk.

The Fusion Strategies are constructed around a managed portfolio of collective investment schemes, delivering a unique combination of diversification, flexibility and efficiency.

Fusion Income H3+ Strategy focuses on lower risk asset classes in order to achieve its return targets.

Investment exposure is weighted to lower risk asset classes such as fixed interest, arbitrage strategies and commercial property; the strategy includes some exposure to equities and other higher risk investments.

Targets a strategic currency exposure of 89% in the portfolio base currency.

Three and a half year rolling investment horizon and as a result focuses on lower risk asset classes whilst accepting lower returns.

capital-iom.com

t +44 (0) 1624 654200 e info@capital-iom.com

The information contained herein is believed to be correct, but its accuracy cannot be guaranteed. Performance is calculated based on the average actual performance of Fusion portfolios. Individual Fusion portfolios can vary from the average. Any reference to past performance is not necessarily a guide to the future. The information contained in this document is provided solely to enable the customer to make their own investment decisions. A composite benchmark has been used from inception until December 2011 and from that point a more representative private client index, based on real performance numbers provided by participating investment managers, has been used. This document has been prepared for information purposes only and does not constitute an offer or an invitation, by or on behalf of any company within the Capital International Group of companies or any associated company, to buy or sell any security. Nor does it form a constituent part of any contract that may be entered into between us. The price of a security may go down as well as up and its value may be adversely affected by currency fluctuations. Full terms and conditions of Fusion are contained in the Brochure, Terms of Business and associated literature which is available upon request. Regulated activities are carried out on behalf of Capital International Group by its licensed member companies. Capital International Limited, Capital Treasury Services Limited, CIB Limited and Capital Financial Markets Limited are all licensed by the Isle of Man Financial Services Authority. Capital International Limited is a member of the London Stock Exchange. Registered Address: Capital House, Circular Road, Douglas, Isle of Man, IM1 1AG. CILSA Investments (PTY) Ltd (FSP No. 44894) and CILSA Solutions (PTY) Ltd (FSP No. 6650), t/a Capital International SA are licenced by the Financial Sector Conduct Authority in South Africa as Financial Service Providers. Registered Address: Office NG101A, Great Westford, 240 Main Road, Rondebosch 7700, South Africa. All subsidiary companies across both jurisdictions are represented under the Capital International Group brand.