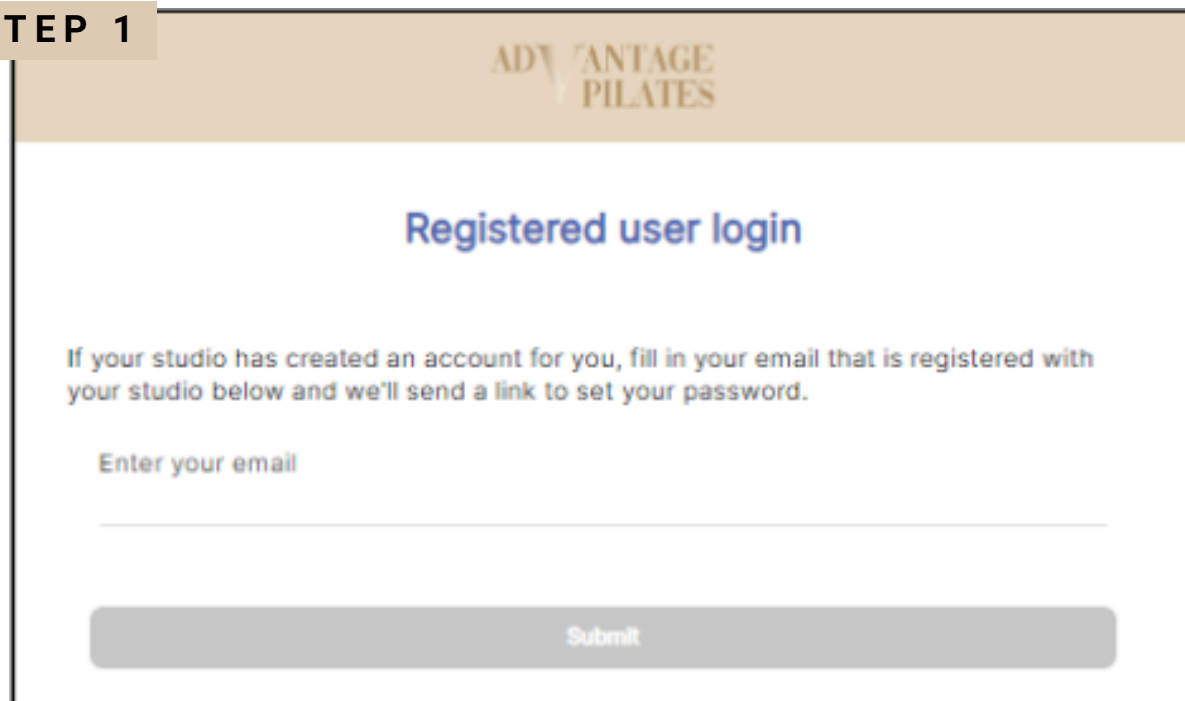


1.1. LOGIN (CLIENT PORTAL)

STEP 1



The screenshot shows a web interface for Advantage Pilates. At the top is a tan header with the logo. Below it, the title "Registered user login" is centered in blue. A message in grey text states: "If your studio has created an account for you, fill in your email that is registered with your studio below and we'll send a link to set your password." Below this is a text input field with the placeholder "Enter your email". At the bottom is a wide, grey "Submit" button.

Click [here](#) to set your password (Advantage Pilates Marine Parade)

Click [here](#) to set your password (Advantage Pilates Town)

Enter the email that you registered with us and set the password by checking your email. Do drop us a WhatsApp if you forgot your email.

STEP 2: CHECK YOUR EMAIL TO SET UP YOUR PASSWORD.

If you did not receive an email, please check your spam folder and ensure that you have entered the correct email address.

STEP 3: LOG ON TO THE APP USING YOUR NEW PASSWORD.

You can login with your new password. After you successfully login, you need to acknowledge the Terms & Conditions

1.2. TO BOOK AND ENROLL IN TO THE CLASS (CLIENT PORTAL)

- 1 Go to **Book > Class** to enroll.

[Book](#)
[Online Shop](#)
[My Schedules](#)
[My Plans](#)
[Invoices](#)

OAS Test

Class

All Categories

All Venues

Reset Filter

Grid

List

Tuesday 12 December	Wednesday 13 December	Thursday 14 December	Friday 15 December	Saturday 16 December	Sunday 17 December	Monday 18 December
<div>11:00 AM - 11:50 AM</div> <div>Group Equipment (Beginners)</div> <div>Sarah S</div> <div>Advantage Pilates - Marine Parade</div> <div> <div>Studio Enroll</div> <div>7 slots remaining</div> </div>	<div>9:30 AM - 10:20 AM</div> <div>Group Equipment (Beginners)</div> <div>Tanya A</div> <div>Advantage Pilates - Marine Parade</div> <div> <div>Enroll Now</div> <div>7 slots remaining</div> </div>	<div>8:15 AM - 9:05 AM</div> <div>Group Equipment (Beginners)</div> <div>Tanya A</div> <div>Advantage Pilates - Marine Parade</div> <div> <div>Enroll Now</div> <div>7 slots remaining</div> </div>	<div>9:30 AM - 10:20 AM</div> <div>Group Equipment (Intermediate / Advanced)</div> <div>Maria R</div> <div>Advantage Pilates - Marine Parade</div> <div> <div>Enroll Now</div> <div>7 slots remaining</div> </div>	<div>9:30 AM - 10:20 AM</div> <div>Group Equipment (Intermediate / Advanced)</div> <div>Tiffany Anne R</div> <div>Advantage Pilates - Marine Parade</div> <div> <div>Enroll Now</div> <div>7 slots remaining</div> </div>	<div>8:00 AM - 8:55 AM</div> <div>Customized Semi Private Session 2:1 Duet</div> <div>Sarah S</div> <div>Advantage Pilates - Marine Parade Private Classes</div> <div> <div>Enroll Now</div> <div>2 slots remaining</div> </div>	<div>8:15 AM - 9:05 AM</div> <div>Group Equipment (Beginners)</div> <div>Tiffany Anne R</div> <div>Advantage Pilates - Marine Parade</div> <div> <div>Enroll Now</div> <div>7 slots remaining</div> </div>

- 2 After you click "Enroll", you will be able to enroll with your existing package or purchase a new package.

Group Equipment (Beginners)

Date: 13 Dec 2023
 Time: 9:30 AM - 10:20 AM
 Slots: 7 slots remaining



Instructor
 Tanya A

Description

Pricing Plan

1111 PROMO - 30 Day Group Plan

Credits: Unlimited, Validity: 30 Day(s) from date of purchase.

\$ 399.00

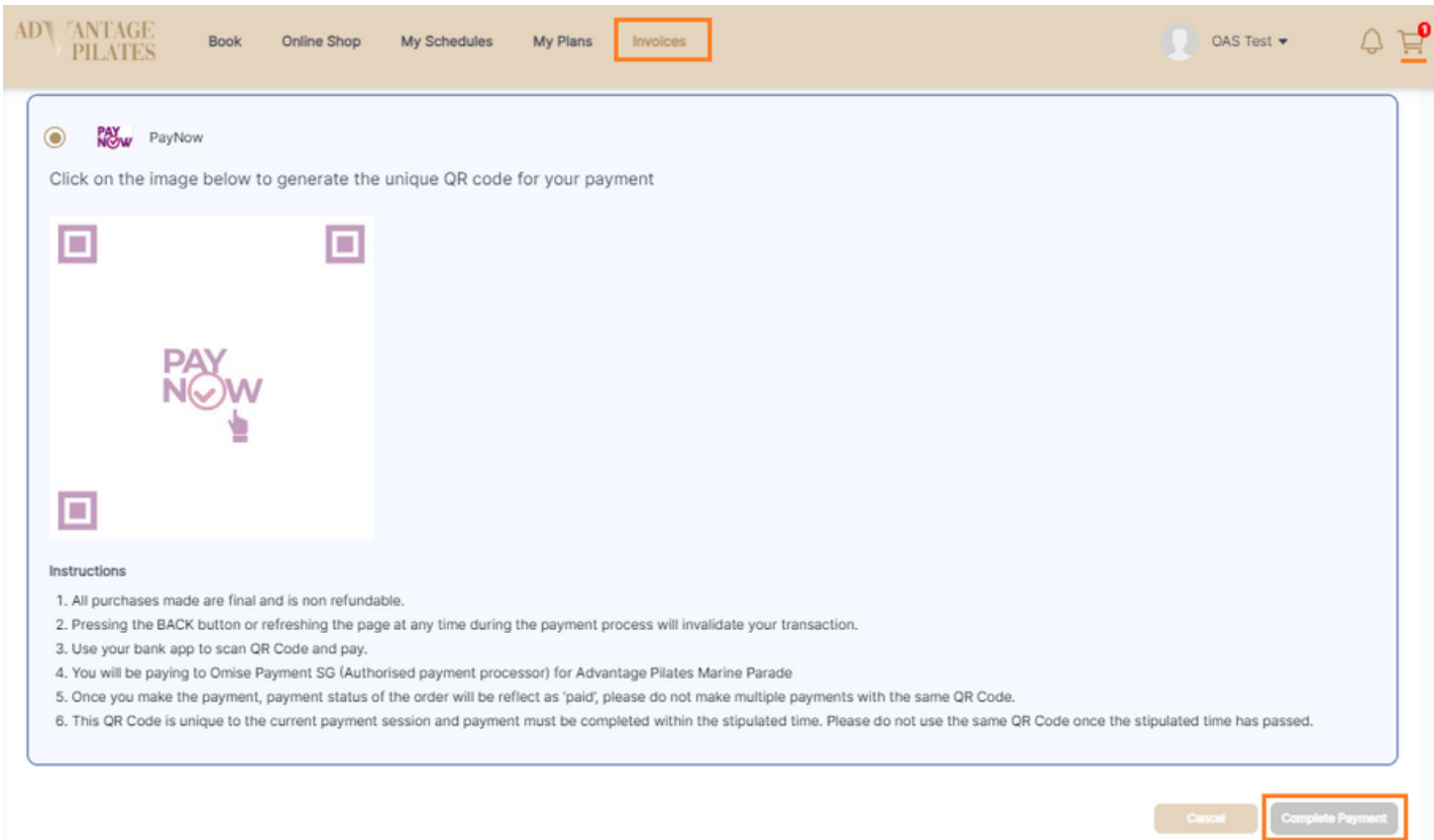
30-Day Group Plan valid for both Equipment and Matwork Group classes (limited to a maximum of 1 booking per day).
 Please refer to the terms and conditions of the promotional poster in the studio.

Total Payment
 \$ 399.00

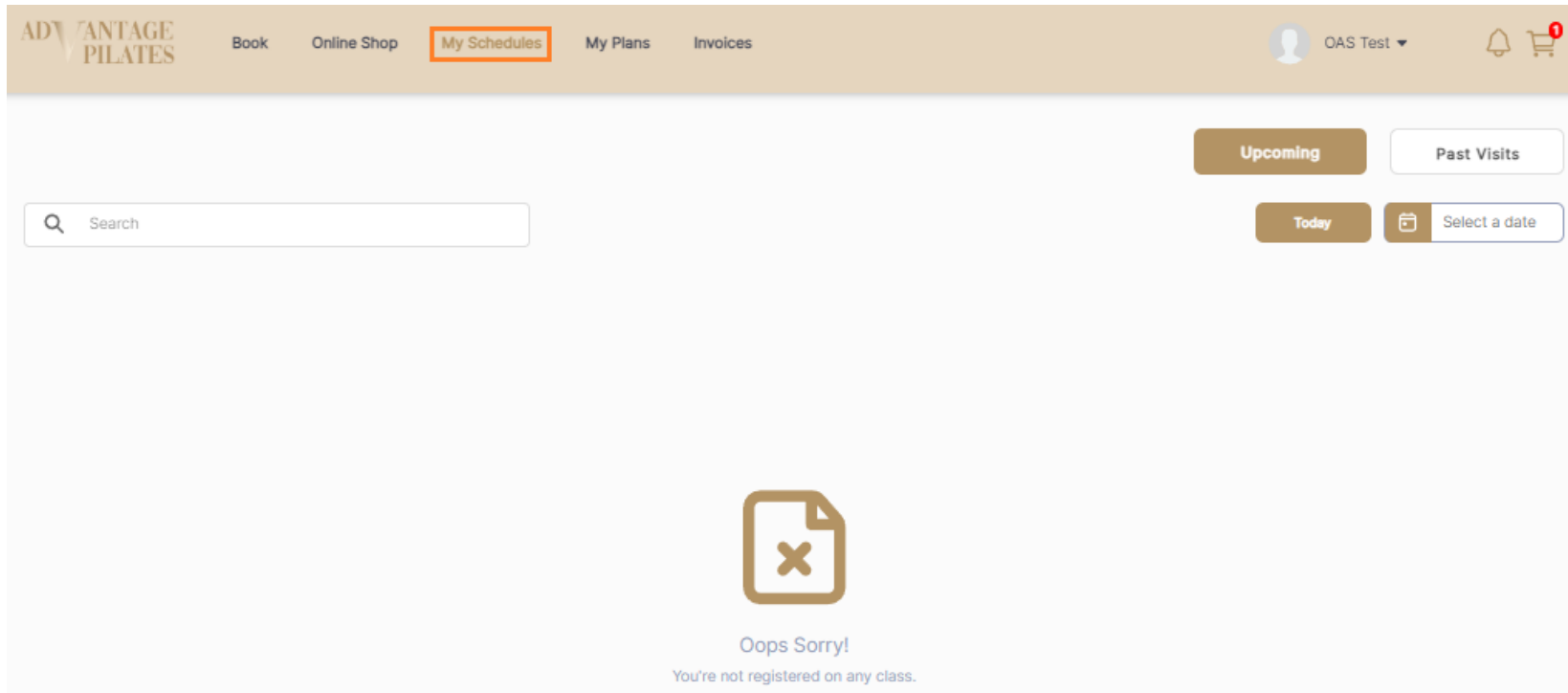
Add To Cart

1.3. TO PAY YOUR INVOICE(S) (CLIENT PORTAL)

1 To pay for your invoices, click on **“Invoices”** tab or go to **Cart** to proceed and complete the payment.



2 To view your schedule, go to **“My Schedules”**.



1.4. TO WITHDRAW FROM THE CLASS (CLIENT PORTAL)

- Go to **“My Schedules”** and click **“Withdraw”**, then select **“Withdraw from class”** on the left bottom side.

The screenshot shows the 'My Schedules' page in the client portal. The navigation bar includes 'Book', 'Online Shop', 'My Schedules' (active), 'My Plans', and 'Invoices'. The user is logged in as 'Megan'. The main content area has tabs for 'Upcoming' and 'Past Visits'. A search bar is present. The class schedule table lists the following details:

Time	Student	Schedules	Schedule Type	Instructor	Venue
Sun, 17 Dec 2023					
2:00 PM - 3:00 PM	Megan	bottle class	Class	sanz	Studio 2

Below the table, there is a 'Withdraw' button. Further down, the 'Enrollment Date' is 12 Dec 2023, 11:07 AM, and the 'Class Start' is 17 Dec 2023, 2:00 PM. A 'Credit Refund' section is visible, followed by a warning: 'Withdr4wn Past Tense policy: If you withdraw now, you will receive your credits back'. At the bottom, there is a 'Withdraw from class' button.

- Select **“Confirm”** then the credit will be returned.

The screenshot shows a 'Withdraw Class' confirmation dialog. The dialog has a title bar with a close button (X). The main content area contains the following text:

Are you sure you want to Withdraw from this class?

2:00 PM - 3:00 PM

[bottle class](#)

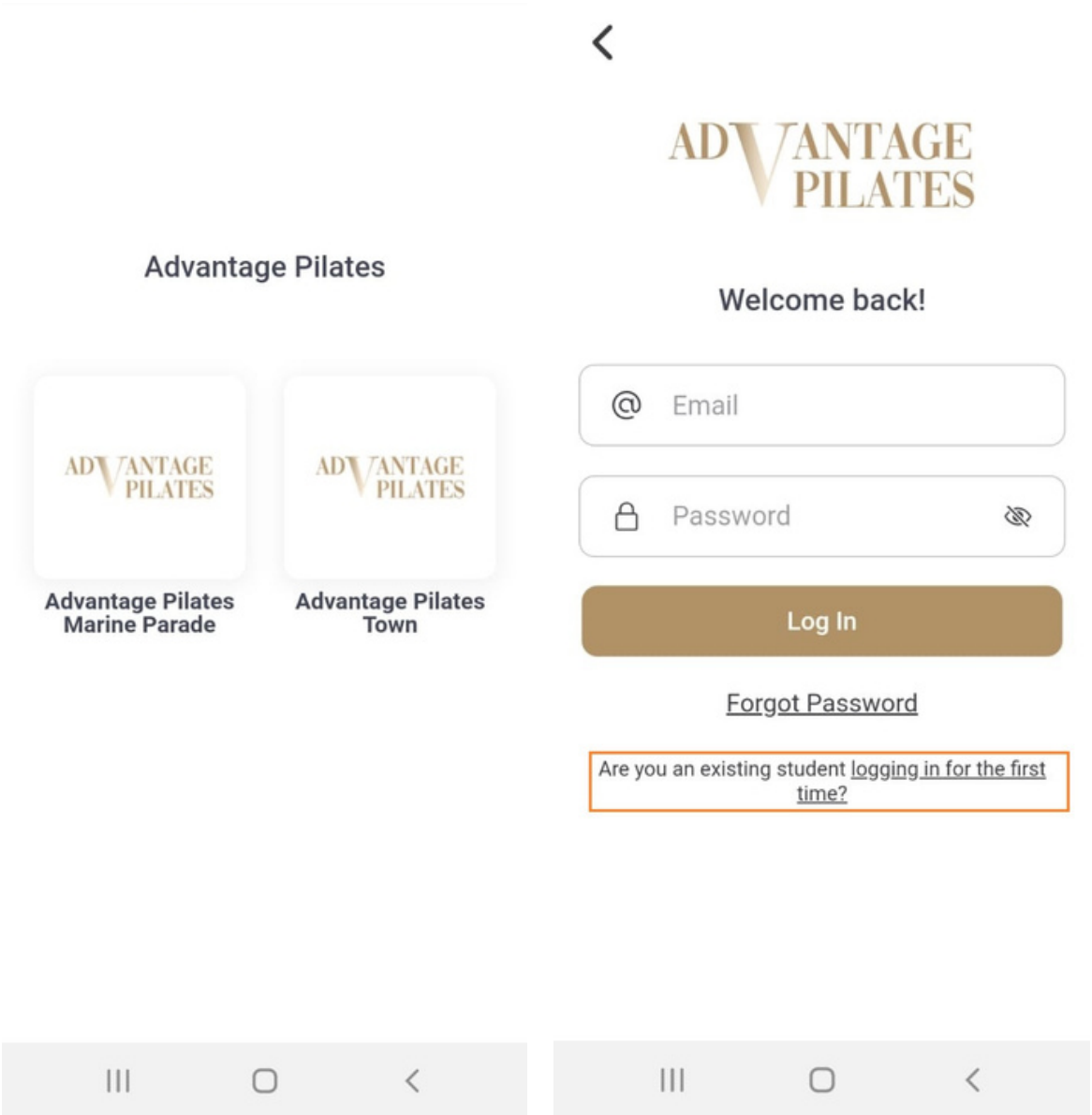
Instructed by: sanz

At the bottom, there are two buttons: 'Cancel' and 'Confirm'.

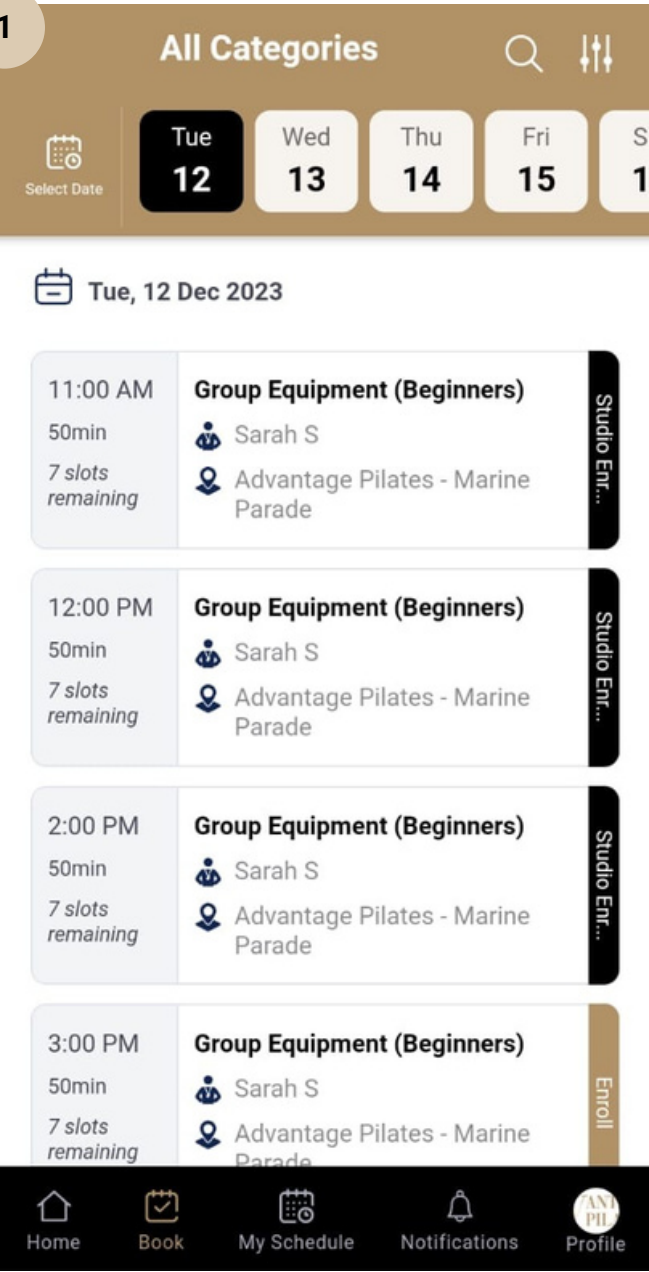
2.1. LOGIN (MOBILE APP)

You can login from mobile app by download “**Advantage Pilates**” mobile app.

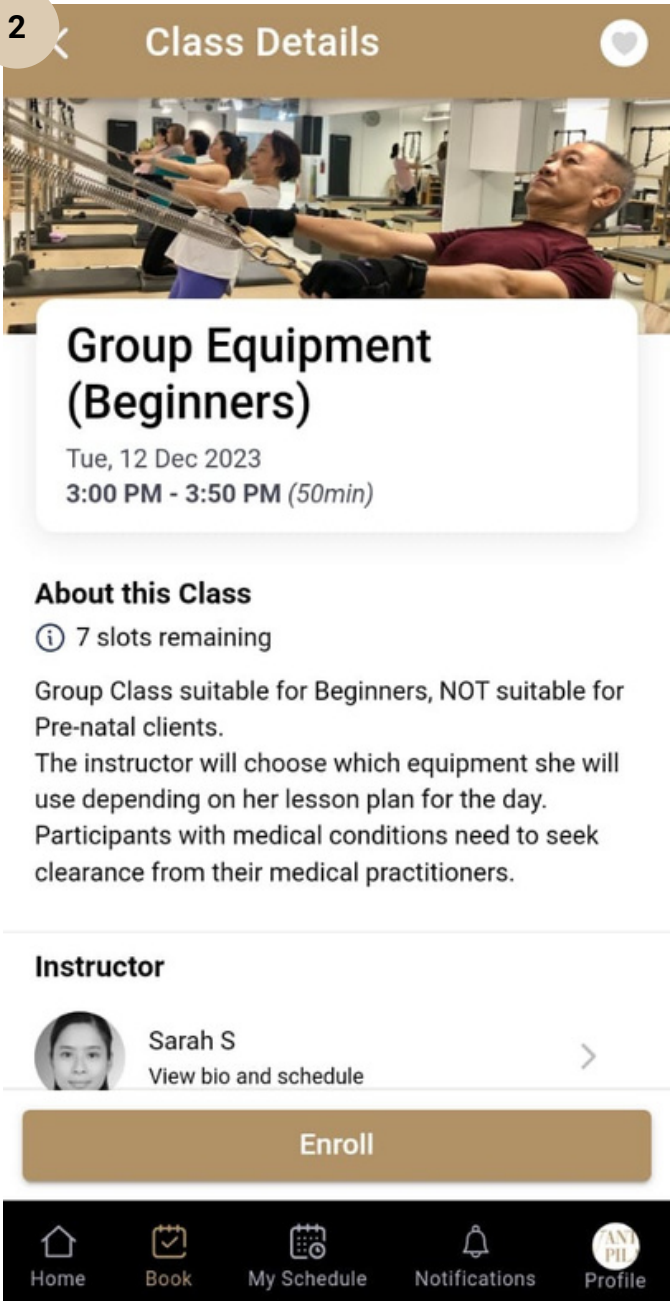
- Choose the center you would like to login.
- Kindly click “**logging in for the first time?**” and enter the email that you registered with us and set the password by checking your email (inbox & spam).
- Do drop us a WhatsApp if you forgot your email.



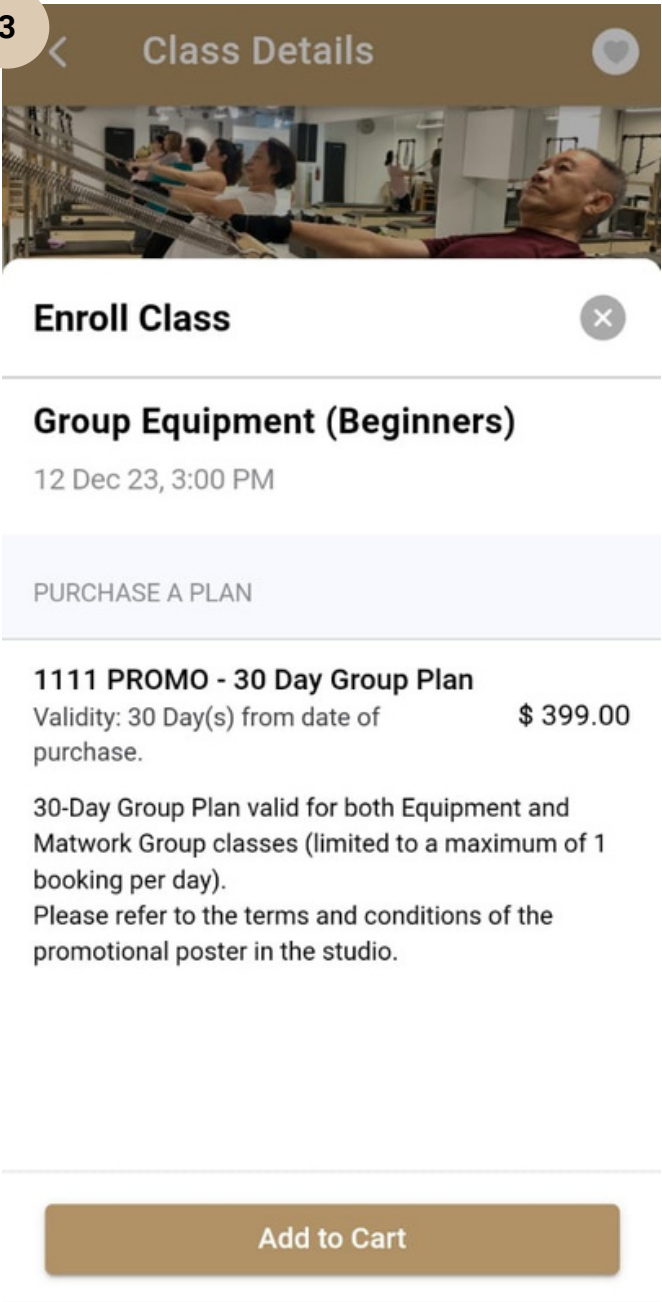
2.2. TO BOOK AND ENROLL IN TO THE CLASS (MOBILE APP)



Go to **"Book"** tab to discover all classes.

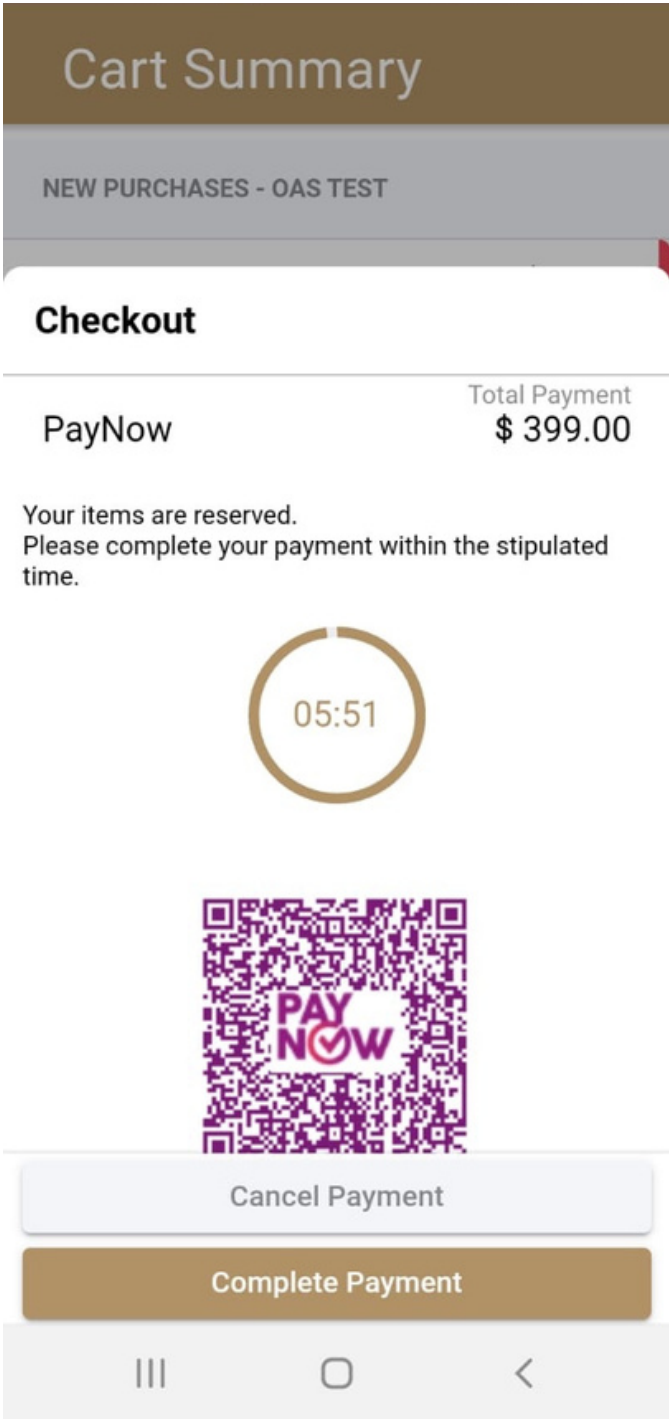


This is the view if you choose the class and click **"Enroll"**.

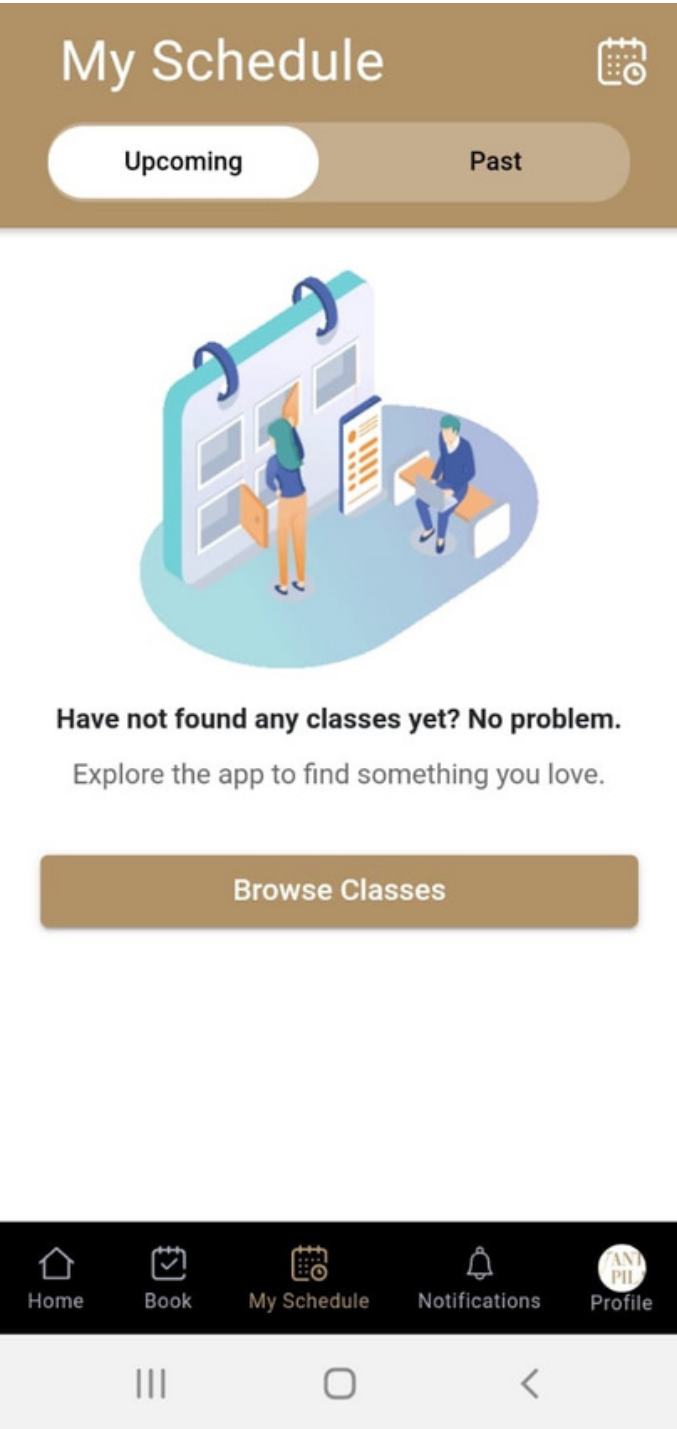


After you click "Enroll", you will be able to enroll with your existing package or purchase a new package.

2.3. TO PAY THE INVOICE(S) (MOBILE APP)

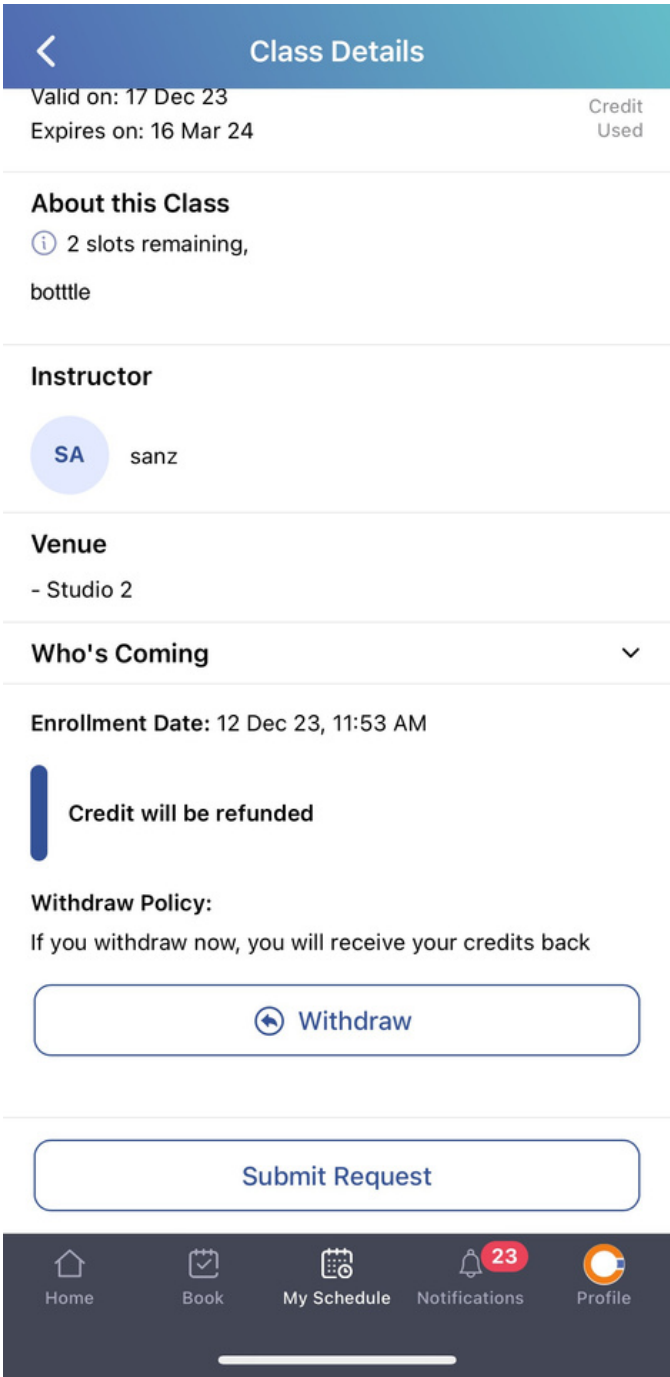


To pay the invoices, select **Home > quick access menu > Invoices**. Or go to **Cart** to proceed and complete the payment.

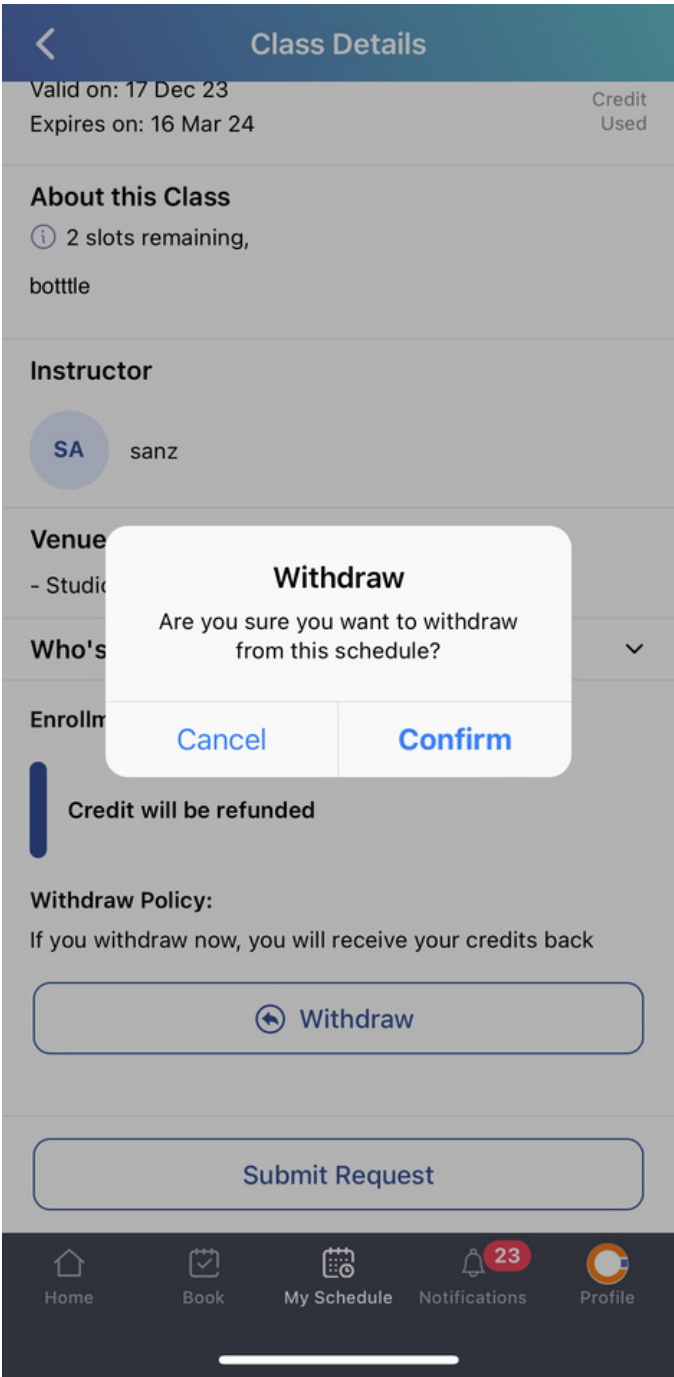


To view your schedule, go to **“My Schedules”**.

2.4. TO WITHDRAW FROM THE CLASS (MOBILE APP)



Go to **“My Schedules”**, select schedule you want to withdraw. Scroll down to click **“Withdraw”**.



Select **“Confirm”** then the credit will be returned.