

Do you know how many people are in your building right now?

Do you need to set limits on the number of people in one place?

Due to the COVID-19 crisis, many Governments around the world are putting restrictions and limits on the number of people that can gather in one place, such as a supermarkets, shops, pharmacies or public facilities.

These measures are designed to keep everyone safe and ensure people have enough room to distance themselves from other people nearby.

But how can you ensure you comply?

You may already be tasked with finding a solution.

We can help.



FLUKE®

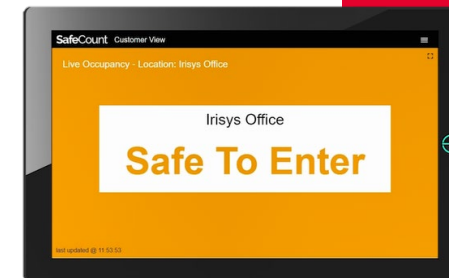
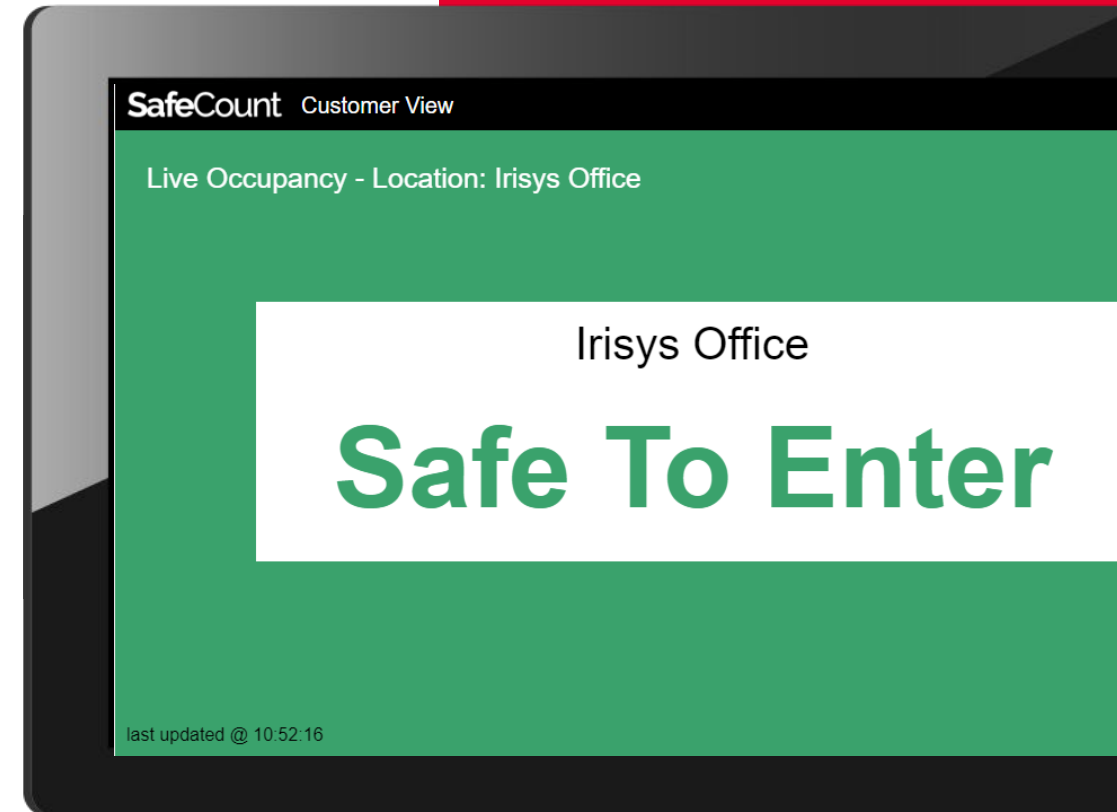
Introducing SafeCount

SafeCount

- Real time occupancy monitoring solution
- Live occupancy data with visual warnings and alerts when limits are approached or exceeded
- Customer and attendant dashboards
- Historic reports for analysis and audit
- Accessible on any WiFi enabled device
- Suitable for buildings with multiple entrances



A Fluke Company



www.irisys.net/safecount

Why SafeCount



Easy, fast install

- No complicated setup/configuration
- Out of the box to fully working in 30 minutes
- Can be self installed



Standalone, yet scalable

- Separate from existing IT networks
- Optional cloud platform for remote management and reporting



Long term value

- Occupancy missing retail metric
- Key to optimising performance



High accuracy

- Unrivalled sensor accuracy (>99%)
- Unaffected by environmental conditions



Privacy protecting

- Anonymous sensing technology
- Cameras/video not used in person detection



Staff detection

- Advanced functionality that can exclude staff from occupancy count

Why is accuracy important?



Reduces error build up

- Higher accuracy, less chance of errors and error build up



Data integrity and value

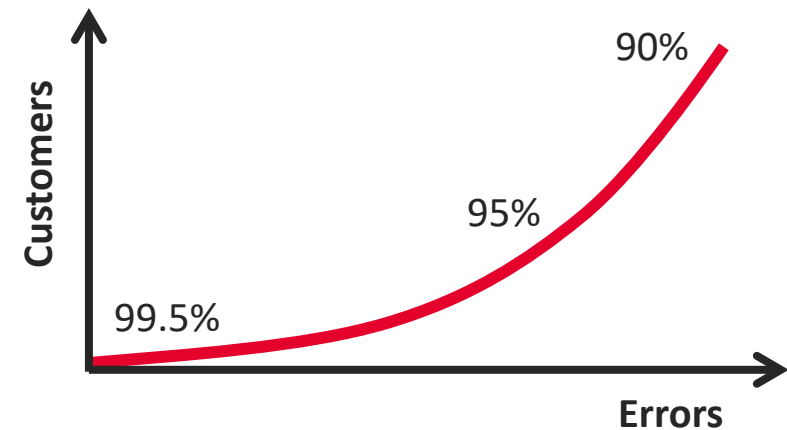
- Occupancy metric is meaningless and has no value if it is not accurate



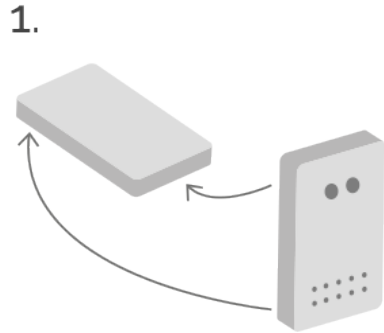
Compliance and audit

- Social distancing guidelines
- Building regulations, fire codes, insurance

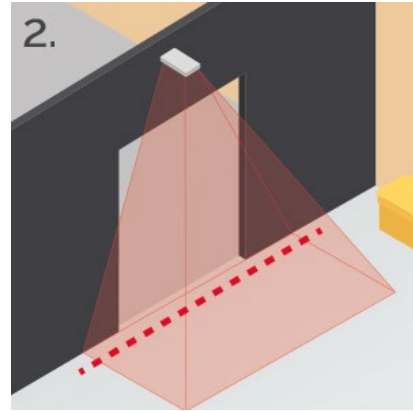
Accuracy level	Number of count errors
90%	1 in 10 people not counted
95%	1 in 20 people not counted
99.5% (SafeCount)	1 in 200 people not counted



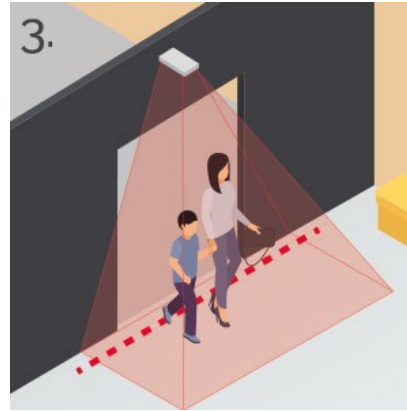
How does SafeCount work?



Install Vector 4D
above entrance/exit
and connect cables



Configure basic settings
– location name,
occupancy limits



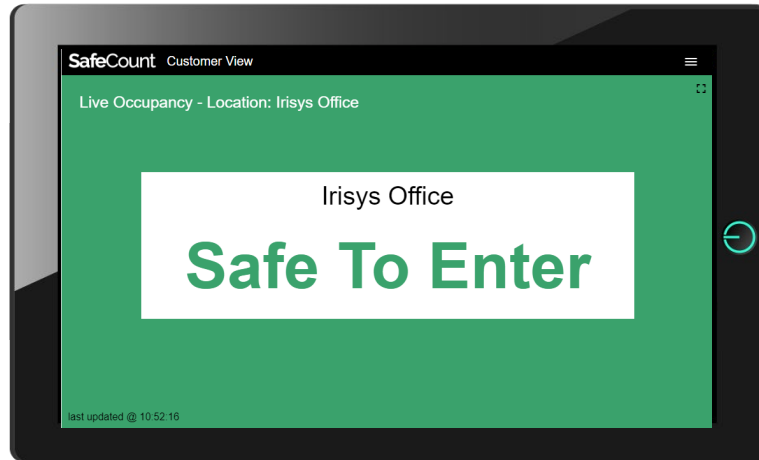
Customers and
visitors are counted
accurately and
anonymously



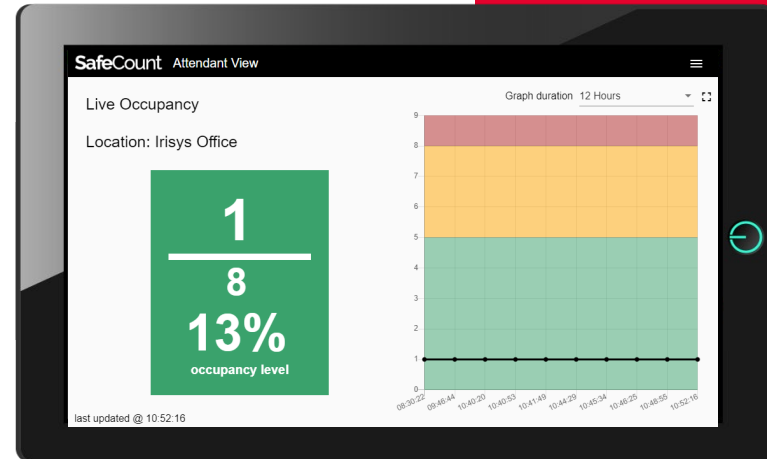
View real time
occupancy data

Dashboards

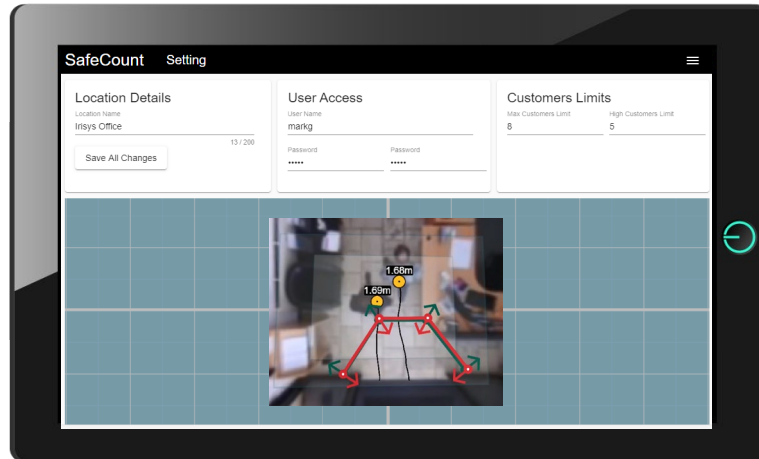
Customer View:



Attendant View:



Settings:



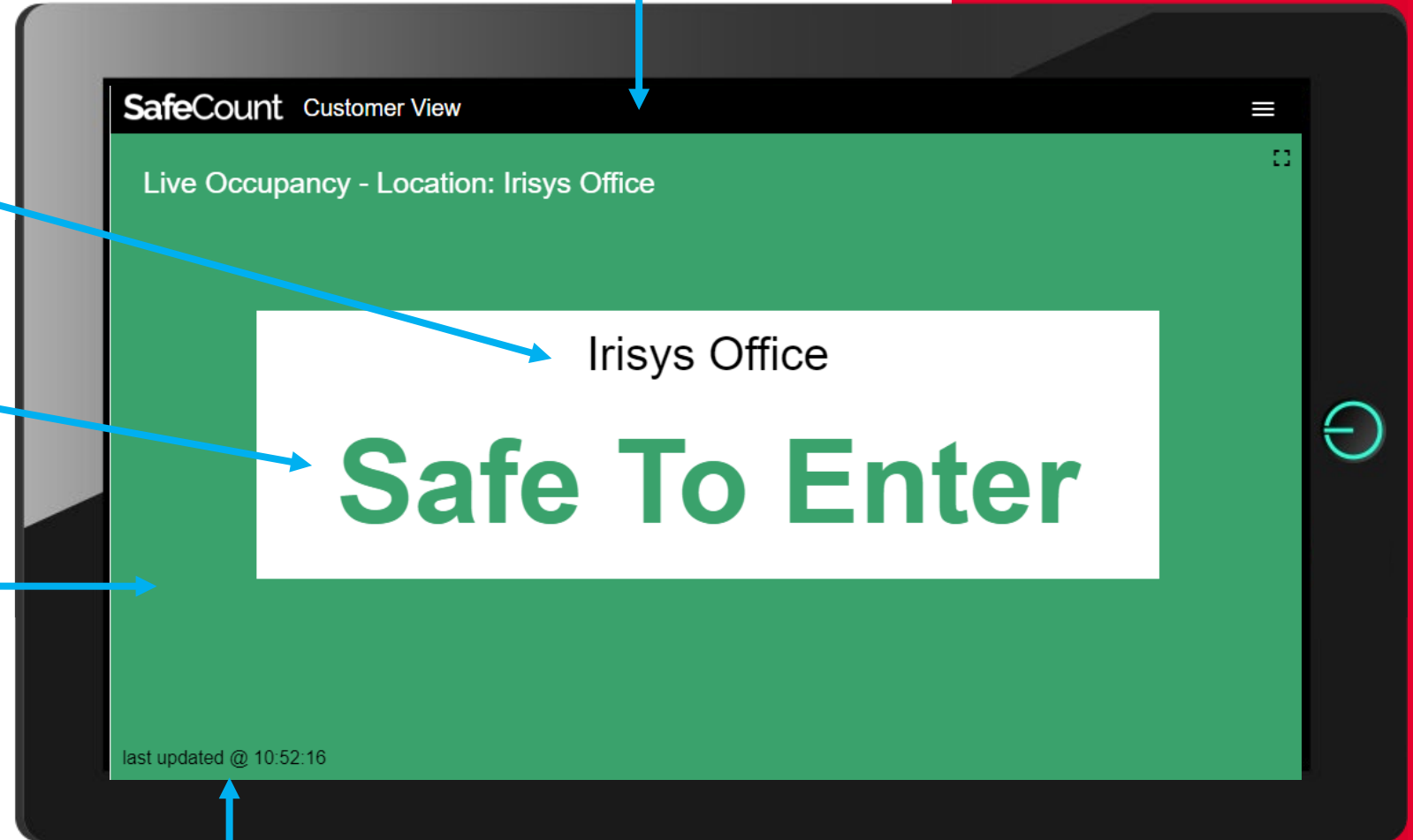
Dashboards: Customer View

Menu bar – can be hidden and locked to Customer View

Location name –
Customisable in settings

Clear message –
Safe To Enter or
Do Not Enter

Visual indicator –
background and text
colour changes based on
live occupancy level



Time – of last update

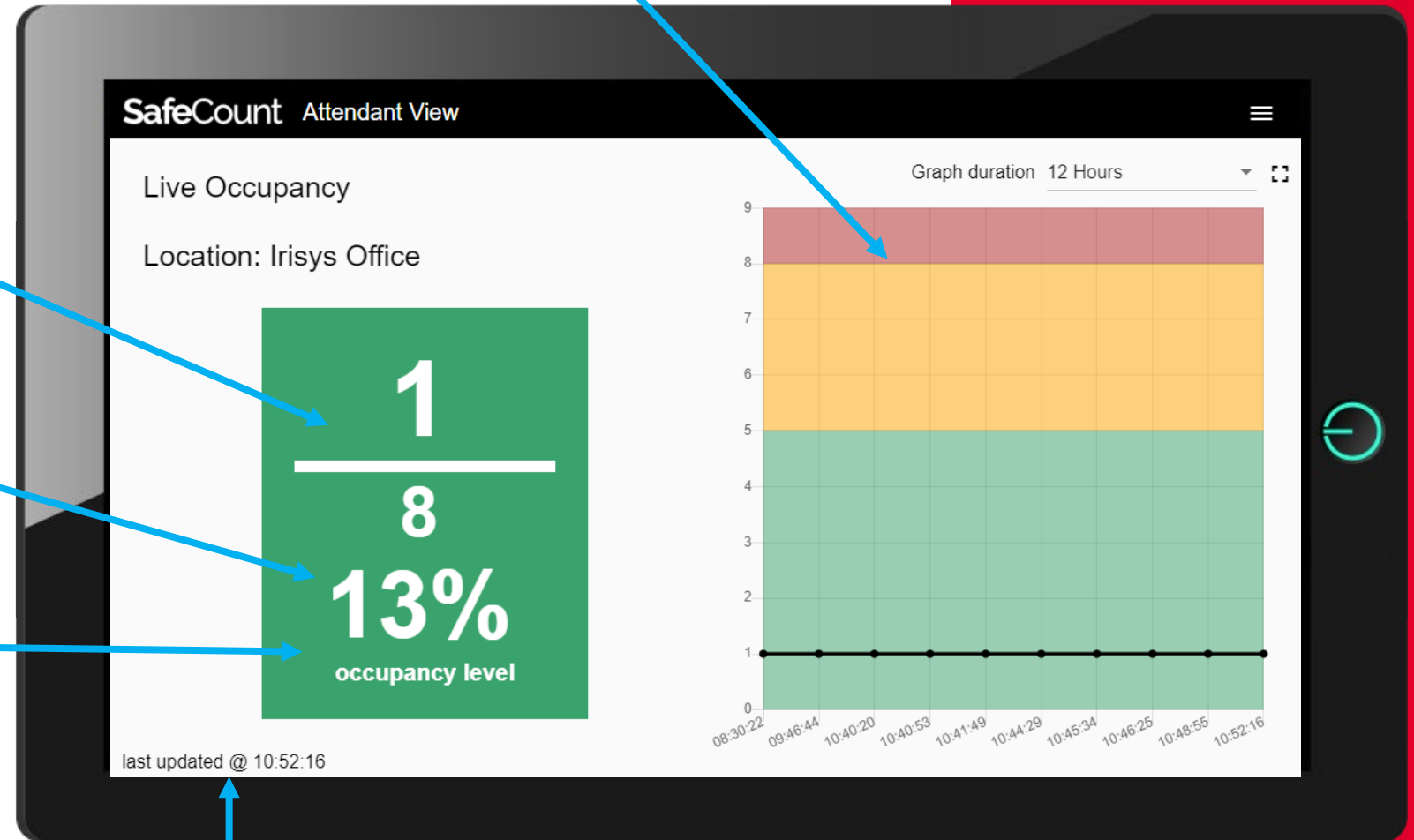
Dashboards: Attendant View

Occupancy graph – time period changeable via dropdown menu

Live occupancy –
Displayed over
max occupancy

Occupancy % –
Based on live and
max occupancy

Visual indicator –
background colour
changes based on live
occupancy level



Time – of last update

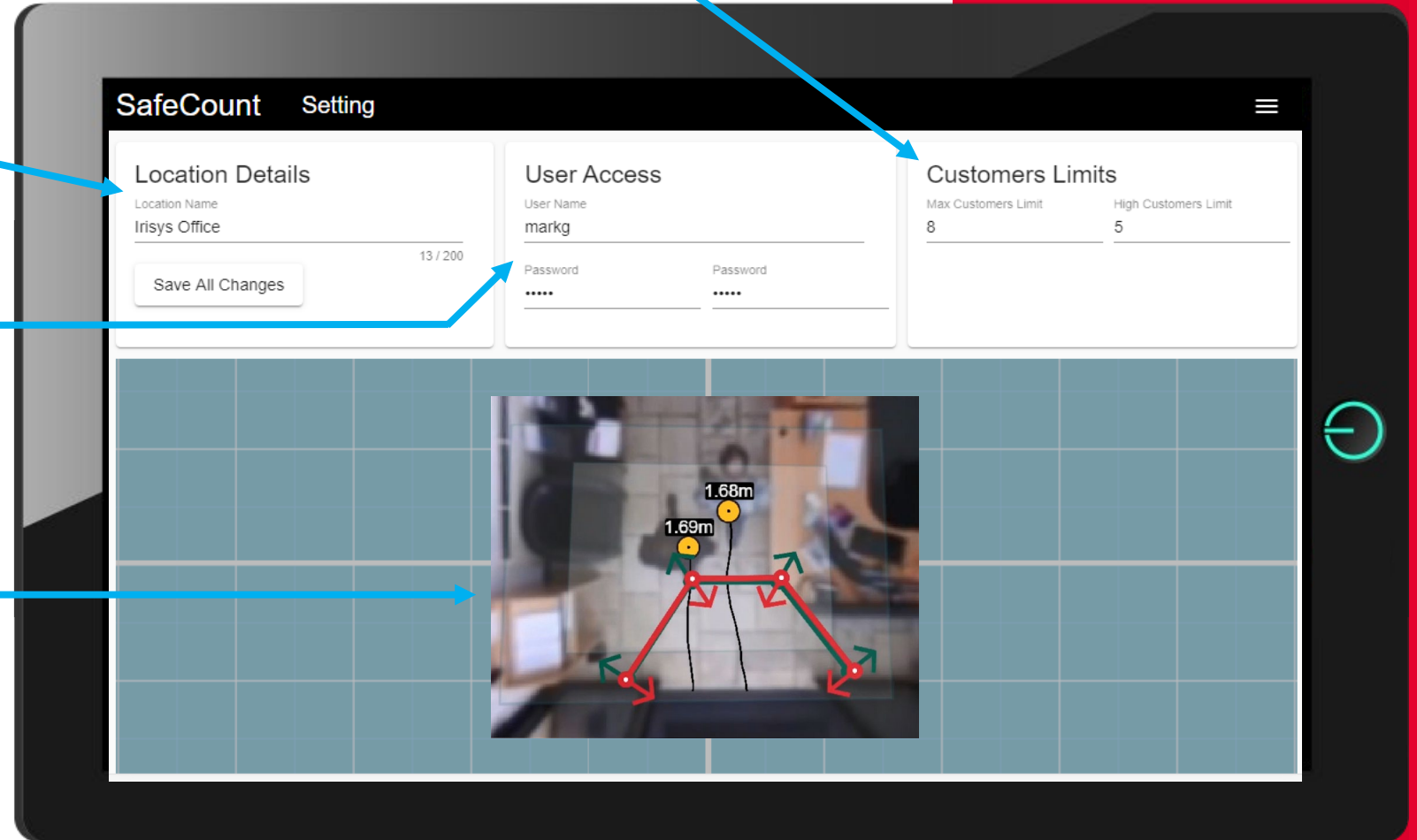
Dashboards: Settings

Occupancy limits – Customisable max and high warning levels

Location name – Customisable

System security – Password protect settings and customer view lock

Live device view – Low resolution video from onboard camera



A Fluke Company

*Green/red lines = count lines
Yellow dots = people*

About Irisys

Part of

FLUKE®

since 2012

25

years experience

>500,000

sensors deployed worldwide

>10 billion

people counted annually

About Vector 4D

The most advanced people counter in the world with advanced features such as passive staff detection and dwell time measuring.




High accuracy

Better than 99.5%



Privacy protecting

Anonymous people detection



Advanced functionality

Staff detection, dwell time monitoring



Multi unit support

Cover large areas and wide entrances



A Fluke Company

www.irisys.net/safecount