




# conservatories & orangeries



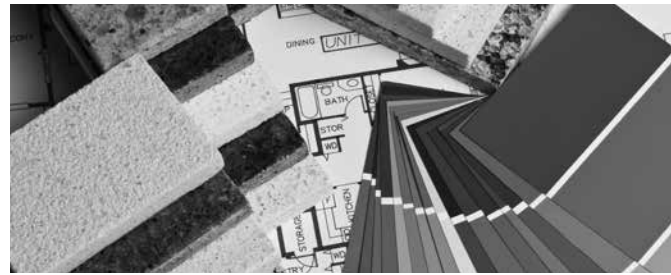
**Think bigger** for more style, more space

**Ultra**frame<sup>®</sup>  
Transforming light and space



### **A better way to plan**

Your project, one supplier, one price. Experienced project managers have all the expertise you need to bring your ideas to life, with state of the art tools to help you visualise your designs and structural engineers on hand to make them happen. Regulatory approval is easy, with a range of products specially designed to meet and exceed Building Regulations.



## **A better way to** create warm, bright spaces

### **A better way to build**

We work harder to make it easier for you. Because all our high quality components are engineered and pre-manufactured to your specifications, they are faster to fit, and often reduce the number of tradesmen and time required on site. Yet we never compromise on quality to achieve this convenience, so you can have your new room built with complete confidence.


### **A better way to live**

Our thermally efficient glass and innovative building solutions mean that your home will be flooded with natural light and a comfortable temperature all year round. Plus there are endless design and colour options to help you personalise your room, from stylish perimeter pelmets with integrated lighting to super-insulated columns and decorative cornices.



Add style and space the easy way. Let us help you re-imagine your home and take care of all the details.





Ultraframe makes the functional inspirational, creating the innovative solutions you need to make your dream home a reality.



## Why choose **Ultraframe**?

Ultraframe is the leading name in conservatories, orangeries, extensions and replacement roofs. We've been designing and manufacturing British made roofing systems and other building solutions for over 35 years and we're proud to have helped extend and improve over two million UK homes.

Conservatory roof manufacturing technology has come a long way in the past 30 years and no more so than in the past 10 years. Advances in glass technology mean that a conservatory can be very thermally efficient and can reduce sun glare, enabling you to use your conservatory all year round. A high performance glass roof allows a plentiful supply of natural light into your home and is available with many design styles and shapes to help you create a stunning space.

**06** CONSERVATORIES

**14** ORANGERIES

**18** STYLE, DESIGN & TECHNICAL





## Create a **conservatory** to complement your home

Design your conservatory style to suit your architecture, space and budget, then select from an exciting range of options to make your conservatory your own. Choose traditional or contemporary designs; super-insulated columns and orangery inspired internal pelmets; and a range of colours to add an extra touch of personality.

Whether you go for a classic design with dwarf walls or a contemporary build with full height glass and bi-fold or sliding doors, you can count on the very best thermal performance and lasting quality.

Choosing a conservatory to extend your home is just the start. Ultraframe gives you so many options to help you create a conservatory that complements both your home and your lifestyle.





A **Classic Conservatory** has a number of performance glass roof options to ensure you can enjoy your conservatory every day, all year round.

**Classic Conservatory**

The Classic Conservatory incorporates the latest high performance glass and can be complemented with a range of optional extras. Choose from traditional or contemporary styles and bring your garden into your home by using full height glazing and bi-folding, sliding or French doors.





A **Performance Conservatory** feels solid, warm and cosy. A decorative external cornice adds appeal to the look from outside, while the thermally insulated internal pelmet gives a room-like feel to the inside. Super-insulated columns ensure superior thermal efficiency and add an extension-like feel to the conservatory.



**Performance Conservatory**

The Performance Conservatory features the latest super-insulated column technology which is five times more thermally efficient than standard brick columns. This means that not only will your Performance Conservatory look stunning, it will also be extremely thermally efficient.

The decorative cornice gives a sense of grandeur and style to the conservatory externally, while internally, the plastered columns and insulated perimeter ceiling pelmet give a cosy feel to the room. The super-insulated columns also feature a plastered finish to the interior, and combined with the ceiling pelmet, the effect is a cosy room-like feel.

Stunning to look at with superior thermal performance, you will enjoy this conservatory all year round.





Your **conservatory**  
your way

### Conservatory Extension

A Conservatory Extension is filled with huge amounts of natural light yet is insulated enough to be opened up to the rest of your home to create a beautiful open plan living space.

These stunning contemporary spaces will be the same temperature as the rest of your home, thanks to a combination of solid walls, high performance glass and an insulated internal pelmet.

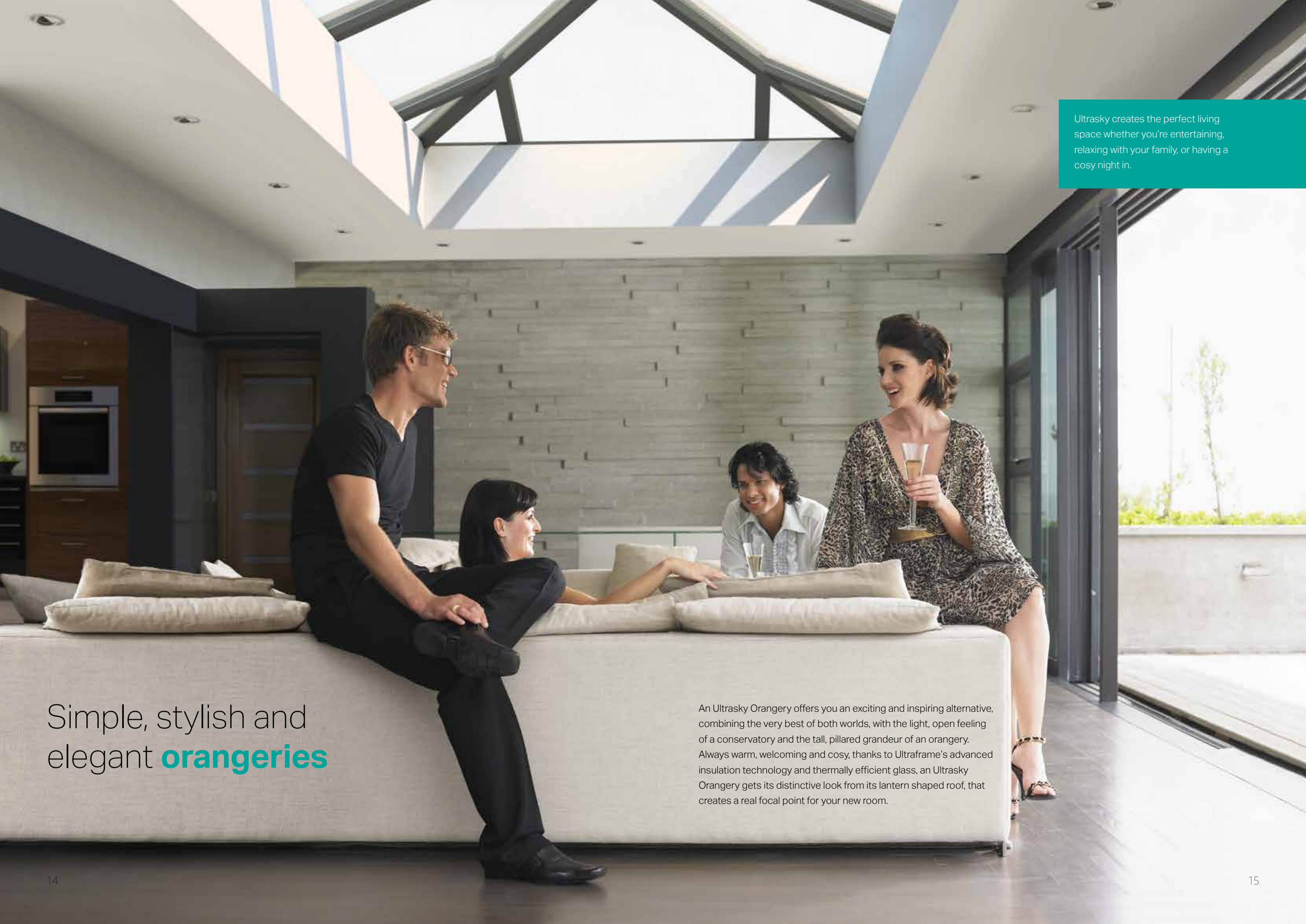


Bi-fold doors, brick columns and a stunning glass roof combine to create the Conservatory Extension. Superior thermal features mean that this popular choice can be opened up to the rest of your home for a modern open-plan living space.

Adding bi-fold doors means that you can also open a Conservatory Extension up to the outdoors, creating a seamless connection between your home and garden. The integrated structural goalpost allows for large spans of doors without the need for additional costly support. Of course, you could add French or patio doors to your Conservatory Extension if you prefer – the choice is yours.




Ultrasky creates the perfect living space whether you're entertaining, relaxing with your family, or having a cosy night in.



Simple, stylish and elegant **orangeries**

An Ultrasky Orangery offers you an exciting and inspiring alternative, combining the very best of both worlds, with the light, open feeling of a conservatory and the tall, pillared grandeur of an orangery. Always warm, welcoming and cosy, thanks to Ultraframe's advanced insulation technology and thermally efficient glass, an Ultrasky Orangery gets its distinctive look from its lantern shaped roof, that creates a real focal point for your new room.





Enjoy an even lighter, brighter space with the internal look of a traditional orangerie blended with a contemporary exterior.

Broaden your horizons with an **Ultrasky Orangerie**

### **Contemporary Orangerie**

The Contemporary Orangerie features the Ultrasky Roof, super-insulated columns and a hidden structural goalpost.

The Ultrasky Roof is perfect for large openings of bi-fold or sliding doors and combines fresh modern styling with the latest in glazed roof technology. Its discrete strength keeps the ridge and the roof bars surprisingly slender and with fewer bars the design has more light.

The Ultrasky Roof is the best way to build stunning orangeries to inspire and impress. The structural goalpost which is concealed within the Ultrasky Roof, carries the load over large door openings or large spans of glass, letting more light flood into the room.

Super-insulated columns give five times more thermal efficiency than traditional brick pillars, adding style and solidity for a unique modern design.

### **Classic Orangerie**

The Classic Orangerie combines solid brick pillars and a performance glass roof with an internal insulated pelmet and a range of traditional finishing touches.

Finish your orangerie in style with a choice of flat or curved decorative cornices (p30), in a range of heights, to carefully conceal the guttering and match the current look of your home.





#### Insulated internal pelmet

The internal pelmet is available in any depth between 300mm and 1200mm, meaning you can enjoy the light of a conservatory, the look of an orangery and the solid feel of an extension, all in one great value option. Not only will you gain added insulation, you'll also add ambience, with space for downlights, spotlights and speakers.

#### Central lighting panel

Choose a central lighting panel and add your choice of light fittings to the central roof ridge. Consider creating discrete pools of light for dining or relaxing, or add feature lighting as the focal point of your design. Insulated for added warmth, the panel can also be painted to match your décor.

Add sound, light and style;  
create the **perfect room** for your  
family and friends



1. Insulated internal pelmet. 2. Central lighting panel. 3. Super-insulated column with flat infill panel and curved cornice.  
4. Roof vent. 5. Super-insulated column with fluted infill panel and two tier flat cornice. 6. Super-insulated column with flat infill panel and three tier flat cornice.

#### Super-insulated columns

Super-insulated columns add a classic look to your room. British engineering delivers five times the insulation of brick, which means you can have more glass, allow more light into your room, yet still meet Building Regulations.

#### Decorative cornices

Choose a curved cornice for an elegant traditional look or a flat cornice for more modern designs. One, two or three tier flat cornices finish your structure in style, while hiding the gutters.

#### Lightweight tile

The lightweight Ultrarof tile is manufactured to withstand extreme temperature variations. Tiles are available in 3 colours with an authentic slate design to complement any home (see p33 for colour options).

#### Roof vent


A roof vent is one of the fastest ways of ventilating a conservatory during the warmest months of the year. Roof vents are available with a choice of manual openers or an electronic option with thermostat and rain sensor.







White  
Paint matching:  
RAL9003



Sage Green  
Paint matching:  
BS14C35



Cream  
Paint matching:  
RAL9001




Irish Oak



Rosewood



Light Oak



Anthracite Grey  
Paint matching:  
RAL7016



Ebony Black  
Paint matching:  
RAL8022



**Live life in colour**

Make your living space your own with a range of stylish colours. From sophisticated ebony black, to the fresh feel of sage green, colour can make a real style statement. Choose one colour for the inside and another for the outside to complement your property and interior design.

Please note some options are only available with certain systems/designs. Your Ultraframe installer will advise accordingly.

A coloured conservatory consists of foiled and painted parts along with base colour extrusions. Every effort is made to ensure gloss levels are within reasonable tolerance. RAL and BS colour references are made in good faith. White gutter on white foiled roofs and black gutter is standard on all colour/finishes except Rosewood and Light Oak, where base extrusion colours are used.

Pictures are used for illustration purposes only. Colours throughout are reproduced as accurately as printing/screen will allow, if in doubt always request an actual physical sample of tile/bar/foil swatch.



# Glazing options

Glass is generally classified in terms of the following performance criteria:



## Light Transmission

Percentage of light transmitted through the unit. A low % can reduce glare from the sun.



## Solar Rejection

The proportion of the sun's heat that is rejected. Generally the higher the percentage the better the glass is. However, if you have a North facing or shady site you may want solar rejection to be lower.



## U-Value w/m2

A measure of how good the material is at preventing heat loss to the outside. The lower the figure, the more thermally efficient it is.



## Self Cleaning

All Conservaglass is self cleaning and specially designed to remain cleaner for longer than conventional glass. The transparent coating on the glass harnesses the power of ultra-violet rays from the sun and rain (or water) to break down dirt and grime, then wash it clean away.



## UV Protection

The higher the percentage, the lower the possibility of furniture and fabrics fading.




## Quality as standard

All our glass is toughened, double glazed safety glass: 4mm glass - 16 mm Argon filled cavity - 4 mm glass, with black warm edge spacer as standard. It is manufactured in specialist roof glass factories and guaranteed for 10 years.



Choose the Ultrasky Roof for a minimalist design with fewer bars for uninterrupted views and maximum light.

## Conservaglass colour options

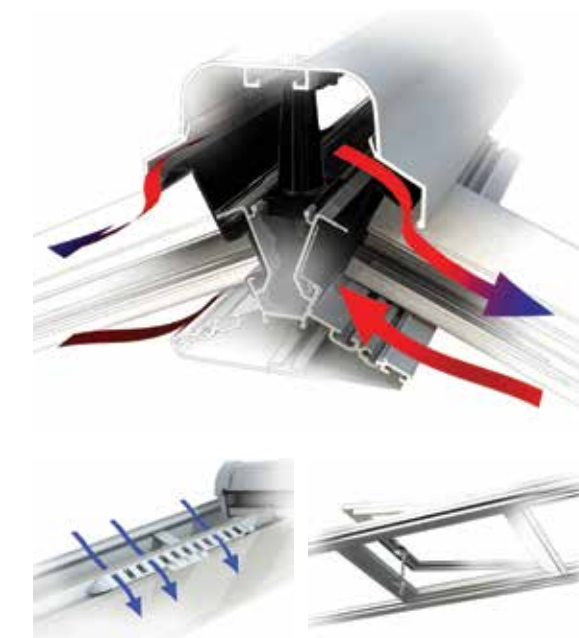


|                          | Tier 4        |                       | Tier 3      |                             | Tier 2        |                             | Tier 1                      |
|--------------------------|---------------|-----------------------|-------------|-----------------------------|---------------|-----------------------------|-----------------------------|
|                          | Celsius Elite | Conservaglass Ultra86 | Celsius One | Conservaglass Ultimate Blue | Celsius Clear | Conservaglass 4S            | Conservaglass Standard      |
| U-Value                  | 0.9           | 1.0                   | 1.0         | 1.0                         | 1.0           | 1.0                         | 1.2                         |
| Light Transmission       | 34%           | 15%                   | 38%         | 27%                         | 61%           | 41%                         | 42%                         |
| Solar Rejection          | 83%           | 86%                   | 83%         | 80%                         | 58%           | 67%                         | 60%                         |
| UV Protection/ Rejection | 94%           | 90%                   | 94%         | 90%                         | 73%           | 86%                         | 83%                         |
| Colour tints             | Blue          | Azure Blue            | Blue        | Blue                        | Neutral       | Blue, Neutral, Aqua, Bronze | Blue, Neutral, Aqua, Bronze |

\*Neutral coating gives a slightly grey appearance.

## Ventilation

The type of ventilation you need is specific to your conservatory, based on many factors such as size, shape and most importantly, aspect in relation to the sun. South facing sites may need more ventilation than North facing sites, and other factors to consider include overshadowing from obstacles such as trees and buildings. A range of ventilation options are available to create a comfortable living environment, all year round.



## Engineered to your postcode

All our roofs are designed for the extremes of the UK climate and every Ultraframe roof is engineered to your specific postcode. Our specialist software uses accurate data from NASA to calculate the altitude of your home along with predicted snow loads and wind speed.

The integrated structural design guide within the software draws on weather data and designs your new conservatory, orangery or extension for extreme snow loads and wind speeds that may occur in your location. Simply give the installer your postcode to ensure compliance with the correct structural loads.

Our extensive research and development team continues to innovate and design our products, so you can be certain that you're getting the latest in roofing technology engineered specifically for your own home.





more **style**, more **space**

**Ultra**frame<sup>®</sup>  
Transforming light and space

We have been trading for over 35 years and strive to deliver unrivalled quality and service.

It is Ultraframe's policy to continually seek to improve its products, processes and service and we reserve the right to change specifications without prior notice. **Featured image:** Classic Conservatory see pages 12 to 13. For further information ask for the CORE brochure.

Job No. 3735 Ultraframe CORE CRB001 AVJ 10K 06/20