

2022 Year in Review

Impacting our community

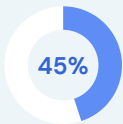
Our unwavering commitment to advocating for the rights of all veterans has been a tremendous force for good in our community.

3,198

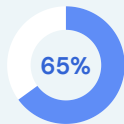
Bay Area veterans served

880

newly enrolled vets took the first step toward **regaining stability** this year



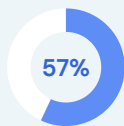
newly enrolled vets were **unhoused**



are **over 55 years old**

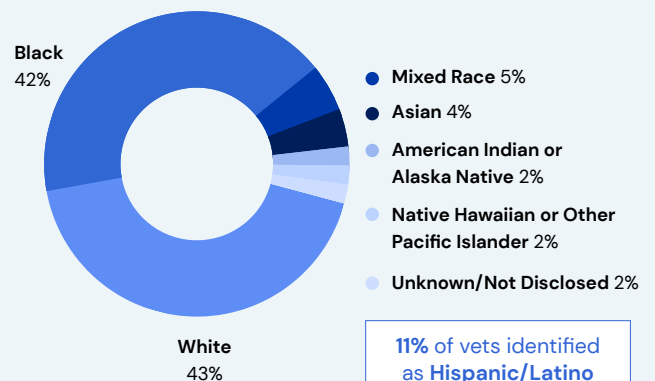


are **low-income (HUD)**

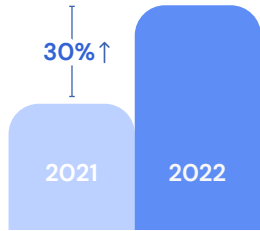


reported a **disability**

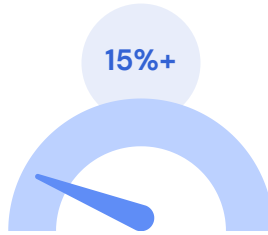
More than **50%** are **veterans of color**




In 2022...



We saw a **30% increase** in enrolled veterans who are **55+**



There was an **increase** in veterans **reporting a disability** from last year



The average time spent homeless in 2021 was **31.3 months**; this year, it was **41.7 months**



Of those served, **10% were women**, including **1% trans women**



752 vets had "*bad paper*" and **56%** were **vets of color**

Housing First

We provided **17,923 nights** of **emergency housing** to unhoused veterans working toward stability

201 veterans secured permanent housing



447 vets lived with us in our permanent supportive housing (PSH) programs

76%

PSH RESIDENTS ARE **55+**



97 vets enrolled in our transitional housing programs

197 veterans prevented eviction with our financial assistance (back rent, etc)

Increasing Income

87


veterans **secured new jobs**

\$29.20

average **starting salary**

65

successfully completed **vocational training programs** at **no cost**



On average, vets placed made **\$14 more** than the Bay Area minimum wage

410

veterans **assisted by legal program**

277

received **on-going attorney assistance** or **representation**

47

veterans had a **positive resolution** to their legal claims

Our staff and pro bono attorneys won over

\$11M

in **ongoing disability payments** and **retroactive payments**

+ FREE HEALTHCARE FOR LIFE!