



*Whisper Drive*<sup>®</sup>



**DOOR TYPES:** residential sectional doors **DOOR SIZE:** doors up to 18m<sup>2</sup>

**Key Benefits**

**Security+2.0**

Transmitters communicate on multiple frequencies with encrypted rolling code. This ensures the strongest frequency is selected every time, virtually eliminating interference while providing the highest level of security.

**Up to 75% less energy\***

Advanced technology uses less than 1 watt of power whilst in standby mode, meeting the world's toughest energy standards.

**Quiet and Powerful Motor**

The powerful and fast DC motor is quiet and built to last with the strength to open any branded domestic door.

**Adaptive Technology**

Automatic power adjustment and electronic mapping of the door means the Whisper Drive adapts to the change in door spring and hinge operation that naturally occurs with varying weather conditions and age. This technology means less maintenance and trouble free, reliable operation for years to come.

**Improved Transmitter Range**

Tested against other products, these transmitters have up to 18% better range which means you can start opening your garage door sooner.

**Battery Backup**

With an Evercharge<sup>®</sup> Battery backup system you can always operate your door even when there has been a power failure.

**Bright Lights**

The two energy efficient 40 watt halogen lights automatically switch on when the door is activated and switches off after 2½ minutes.

**5 Year Warranty**

Backed by a full 5 year / 15,000 cycle warranty\*\* we stand behind our products with an after sales support team that we believe are the best in the industry.

**COMPLIANT TO AUSTRALIAN AND NEW ZEALAND STANDARDS**

**Standard Merlin Safety Features**

**Automatic Safety Reverse**

With its automatic safety function your garage door will stop and reverse automatically if obstructed going down or stop if obstructed going up.

**Manual Release**

In case of power failure you can simply activate the manual release to open your garage door.

\*when compared to other available products \*\* conditions apply



**Kit Contents**



2 x Three channel key ring mini-transmitters E945M



Wireless wall button E128M



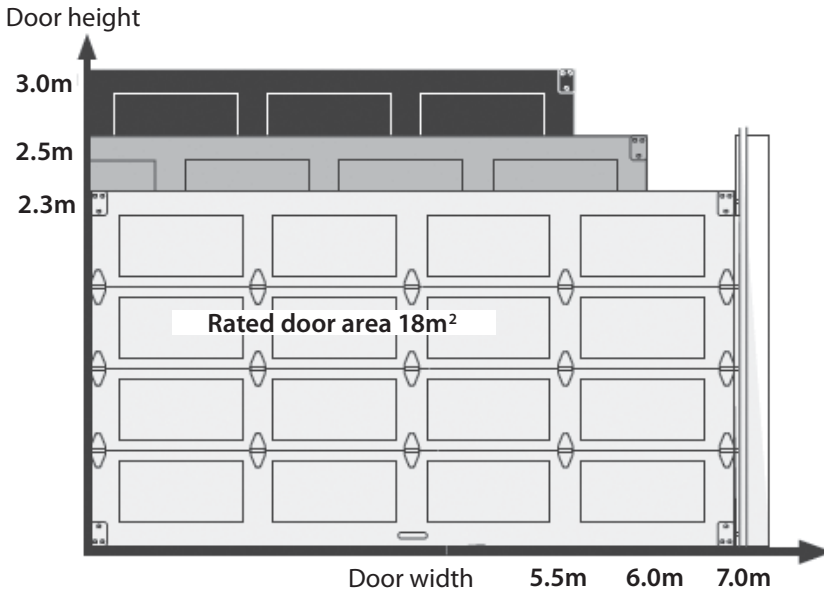
Wireless keypad E840M



Integrated battery backup technology

**SPECIFICATIONS**

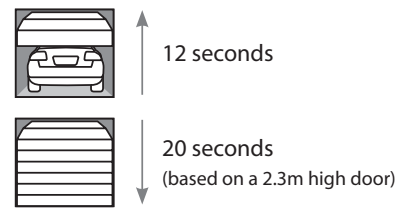
- 12V DC motor with thermal overload protection
- Input voltage: 240V AC
- Rated door area 18m<sup>2</sup>
- Pulling force: 800 N
- Segmented or one piece C-rail with belt drive system
- 433.92, 433.30, 434.54 MHz AM radio with Chamberlain Security + 2.0 rolling code technology
- Up to 64 memory registers
- Garage illumination: Two x 240V/ Max. 40 Watt E27
- Noise rating at 1m: 57dB



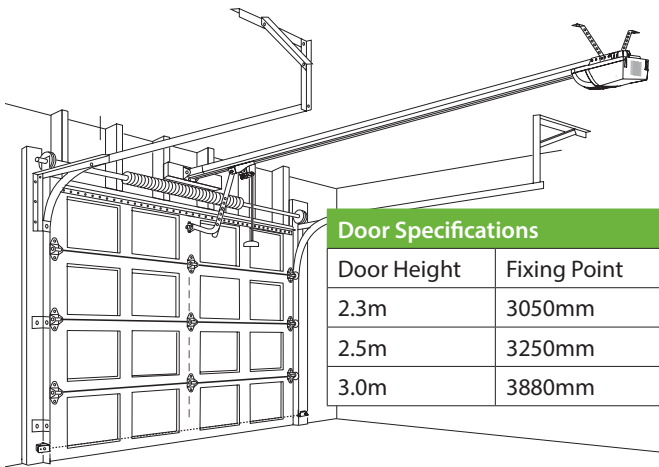
### SPECIFICATIONS

- Maximum lifting under spring tension - 20 Kgs
- Suitable for steel and timber spring balanced doors only
- Maximum lifting height (with extensions) 3.5m

### DOOR OPENING AND CLOSING TIMES

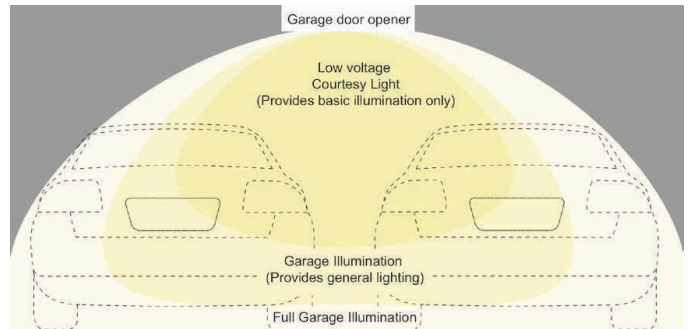


### TYPICAL INSTALLATION - SECTIONAL DOOR



Door Specifications	
Door Height	Fixing Point
2.3m	3050mm
2.5m	3250mm
3.0m	3880mm

### GARAGE ILLUMINATION



Full garage illumination provides high quality lighting via 2 x 40w 240V AC halogen light globes.

### OPTIONAL ACCESSORIES



Wall or visor mounted three channel transmitter E943M



Wall or visor mounted single channel transmitter E940M



Wireless open door monitor and sensor CLDM1ANZ



Wall or visor mounted single channel transmitter E940M

## CHAMBERLAIN®

The World's Largest Manufacturer of Garage Door Openers

Australia Phone: 1800 638 234 Fax: 1800 888 121 Web: gomerlin.com.au

New Zealand Phone: 0800 653 667 Fax: 0800 653 663 Web: gomerlin.co.nz

™ Trademark of The Chamberlain Group, Inc. ® Registered Trademark of the Chamberlain Group, Inc.  
© 2013 The Chamberlain Group, Inc.