




# Senior Housing in the Age of the Sharing Economy, Artificial Intelligence and AVs

**ECON**orthwest  
ECONOMICS • FINANCE • PLANNING



amplified

**RICE***fergus***MILLER**  
ARCHITECTURE INTERIORS PLANNING VIZLAB



Kevin E. Cahill, PhD  
Project Director & Senior Economist  
ECONorthwest  
[www.econw.com](http://www.econw.com)

Center on Aging & Work at Boston College



Eugene



Portland



Seattle



Boise

architecture interiors planning vizlab

**RICE***fergus***MILLER**

Mike Miller, Principal & Partner  
Rice Fergus Miller Architects  
[www.rfmarch.com](http://www.rfmarch.com)  
Bremerton, WA

# Senior living

**RICE***fergus***MILLER**





Timber Ridge at Talus





Emerald Heights









Horizon House

NBBJ

RICEfergusMILLER






Horizon House





Horizon House





Gregg Sloan, Founder & Chief Creative Officer

Amplified

[www.amplifiedbydesign.com](http://www.amplifiedbydesign.com)

Portland, OR

amplified

An illustration in shades of purple and blue showing three people interacting with a large, horizontal digital display. A woman with long dark hair and glasses is on the left, a man is in the center, and another person is partially visible on the right. They are all looking at the screen, which displays various digital elements like lines and icons. The background is a solid purple color with some abstract shapes. The text is positioned to the right of the illustration.

How can we create  
meaningful and truly  
empowering *consumer  
experiences* that  
seamlessly integrate  
our *physical* and  
*digital* lives?

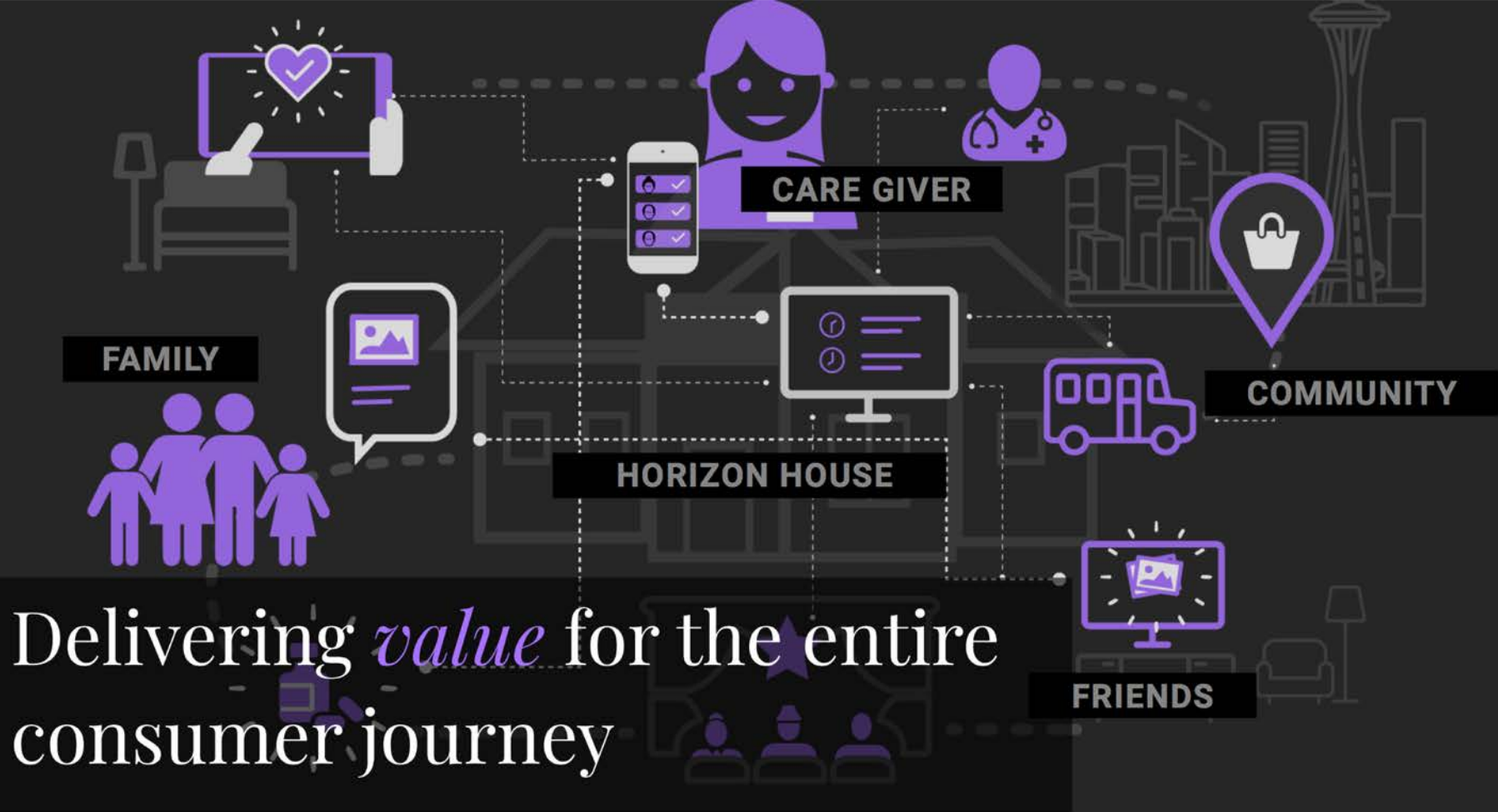
amplified



The background of the slide is a solid purple color. It is decorated with various abstract geometric patterns. On the left, there is a cluster of small, overlapping circles of varying shades of purple. In the center, there are faint, light-colored lines forming a grid and some circular patterns. On the right, there is a large, faint, light-colored geometric shape that resembles a stylized eye or a complex polygon. The overall aesthetic is modern and technical.

An *integrated* design approach  
that is human-centered and  
vision driven

amplified

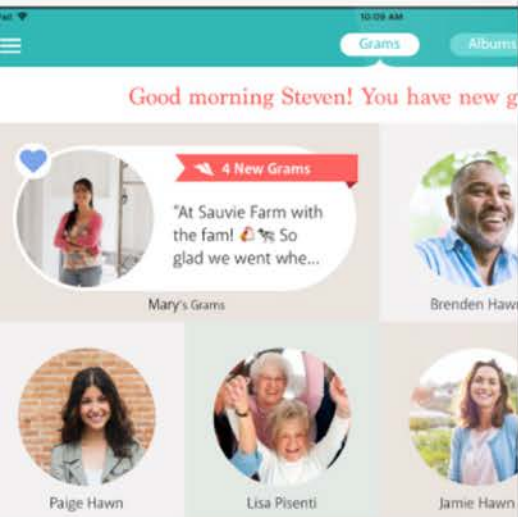


amplified





## SOCIAL ISOLATION



## HEALTH & WELLNESS



## Work in *Aging*



## PLACEMAKING

amplified

The background of the top half of the image is a dark, textured purple and black composition. It features numerous thin, white, overlapping geometric shapes, primarily triangles and polygons, some of which are outlined in a slightly different shade of purple. A bright, glowing light source, resembling a star or a nebula, is positioned in the center-right area, casting a soft, ethereal glow across the scene. The overall effect is one of depth and complexity, suggesting a cosmic or abstract design theme.

**AMPLIFIED BY DESIGN**


Imagining the  
*unimaginable*

amplified






Josh Ekandem, Design Technologist  
Intel Corporation  
[www.intel.com](http://www.intel.com)  
Hillsboro, OR








LACK OF ASSISTANCE

“ LACK OF PASSENGER ASSISTANCE  
FOR THE DISABLED






Madeline Baron  
Kevin Cahill



Mike Miller



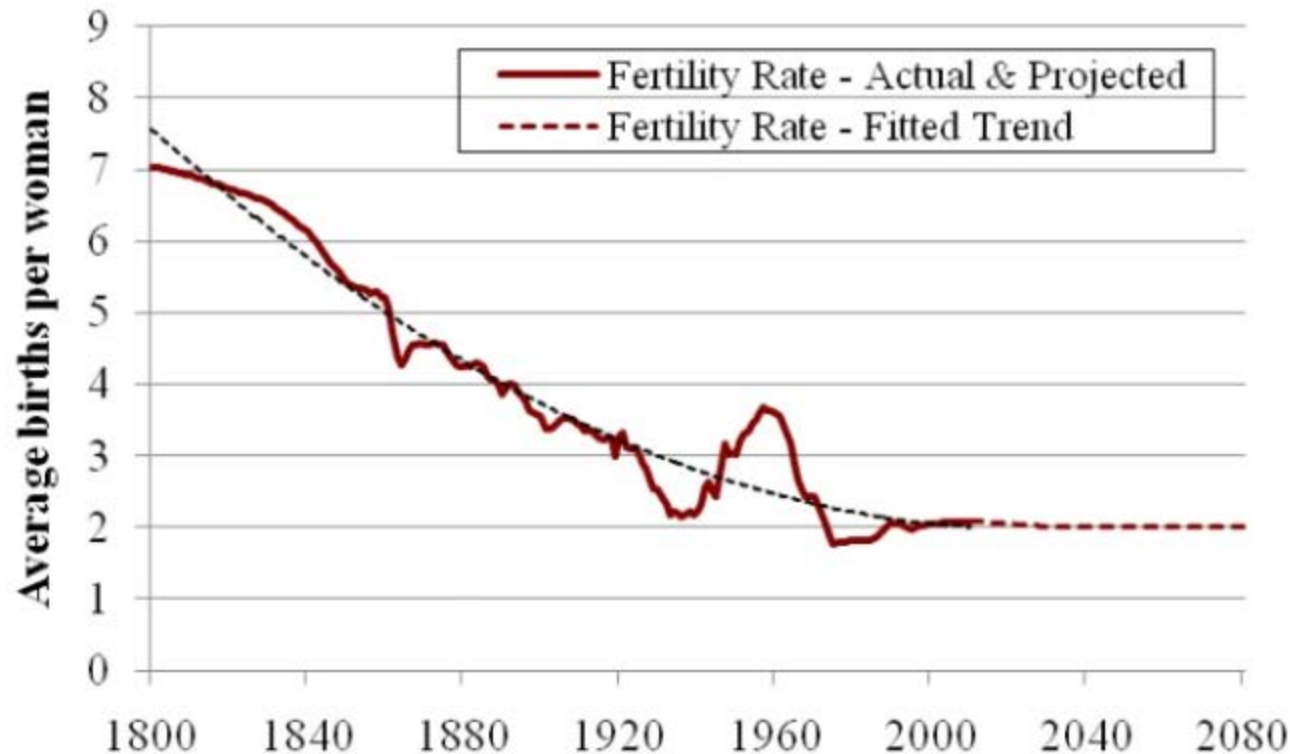
Gregg Sloan



Josh Ekandem



# Fertility Rates in the United States, 1800-2080

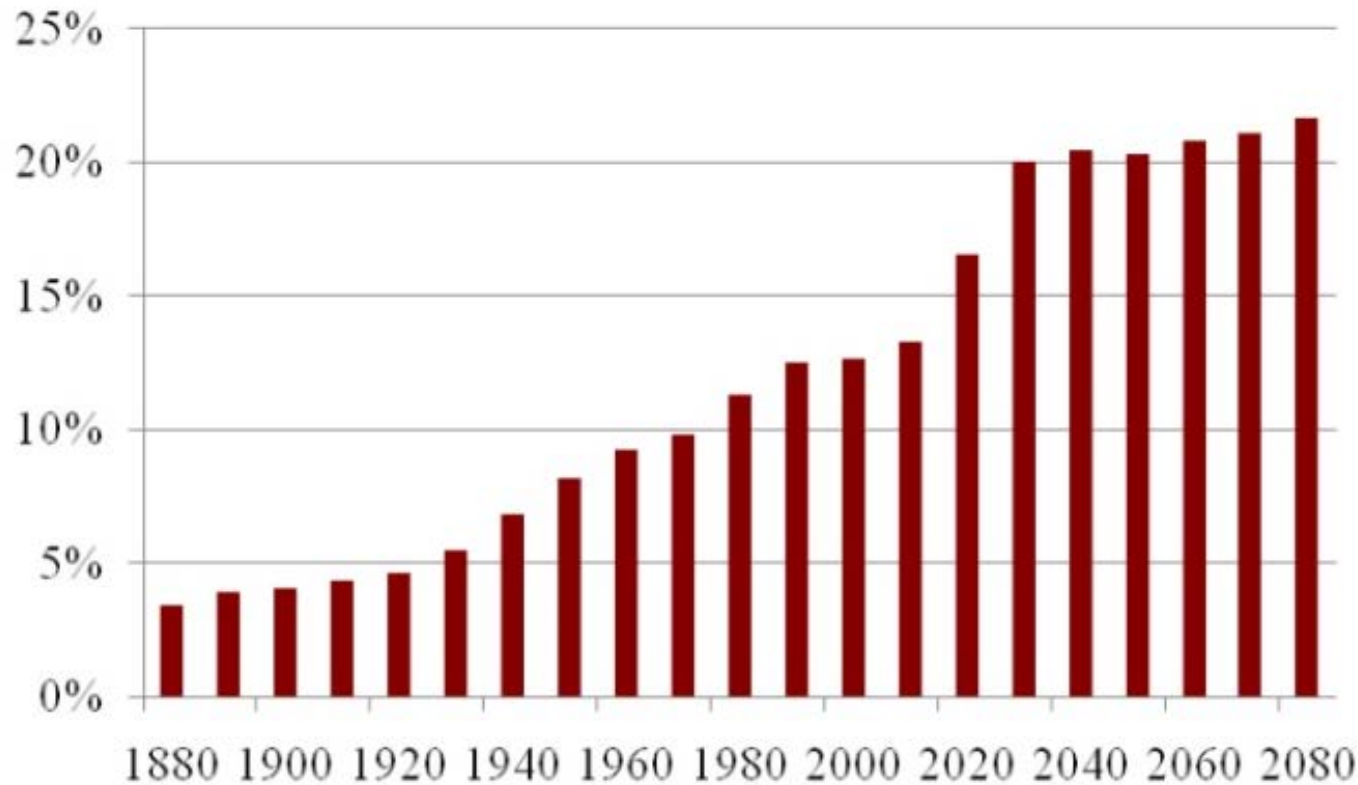


Source: Data prior to 1920: Ansley J. Coale and Melvin Zelnick. 1963. *New Estimates of Fertility and Population in the U.S.* Princeton, NJ: Princeton University Press. Data for 1920-1969: Felicitie C. Bell. 1997. *Actuarial Study No. 112* (August). Washington, DC: U.S. Social Security Administration. Data for 1970-2080: U.S. Social Security Administration. 2011. *The 2011 Annual Report of the Board of Trustees of the Federal Old-Age and Survivors Insurance and Federal Disability Insurance Trust Funds.* Washington, DC: U.S. Government Printing Office.

Cited by Munnell (2011).

# The Demographic Holiday from 1990 to 2010

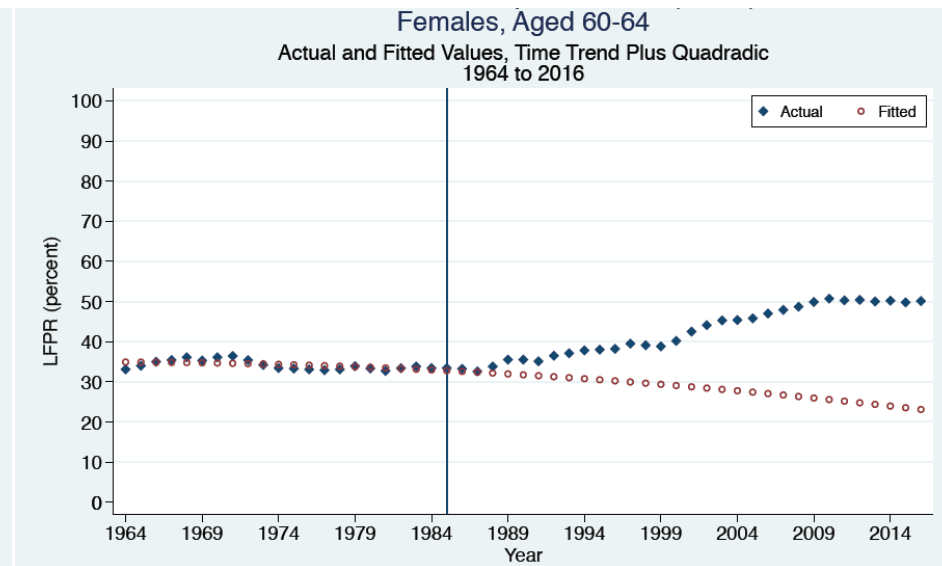
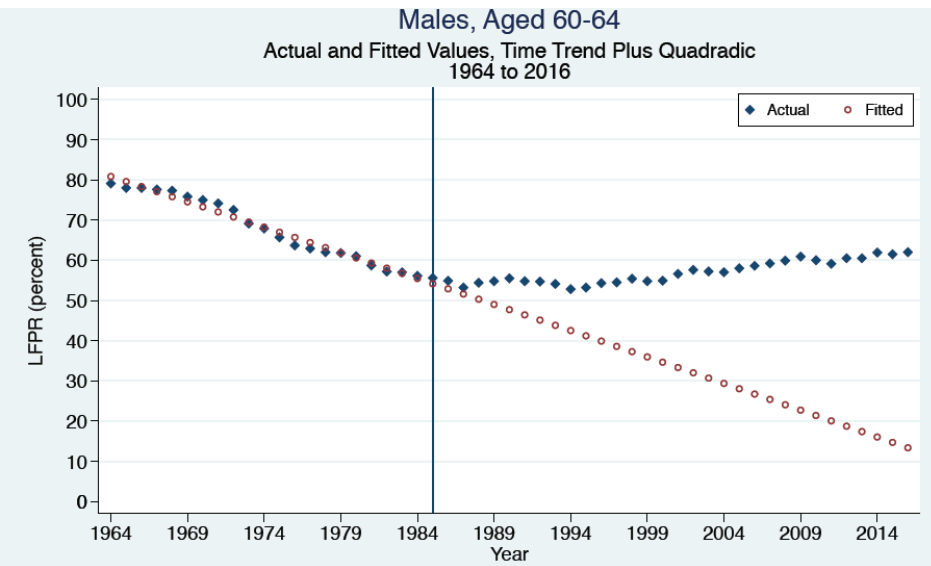
*Percent of the U.S. population aged 65 or older, 1880 to 2080*



Source: U.S. Census Bureau, National Population Projections. Available at: <http://www.census.gov/population/projections/data/national/>.

# Labor Force Participation Rates, Men and Women Ages 60 to 64, 1964 to 2016

(actual and fitted values)

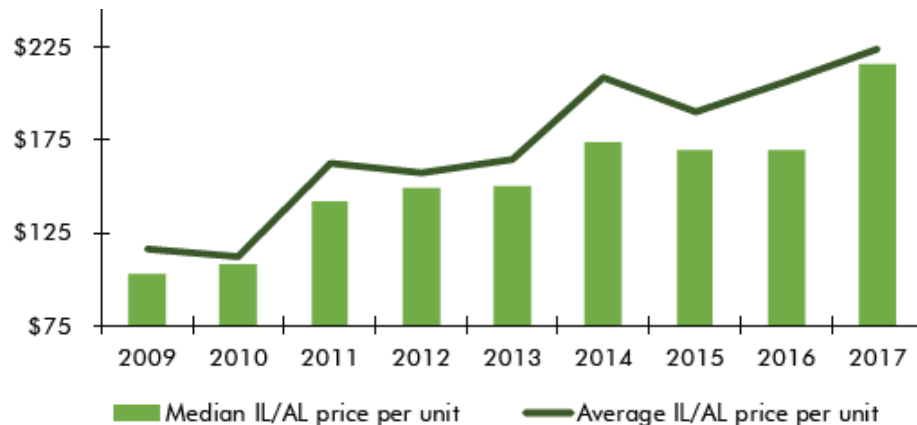


Source: Cahill, Kevin E., Michael D. Giandrea, and Joseph F. Quinn. 2019. "Retirement Patterns of the Early and Middle Baby Boomers." Washington, DC: U.S. Bureau of Labor Statistics Working Paper Series. <https://www.bls.gov/osmr/abstract/ec/ec190020.htm>

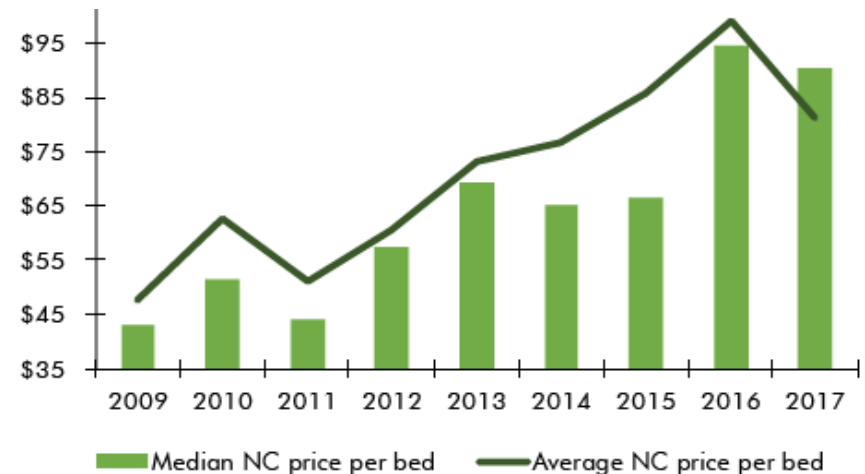


# Senior Housing Costs Per Unit by Type 2009 to 2017

Independent Living and Assisted Living  
(Price Per Unit (\$000s))



Nursing Care  
(Price Per Bed (\$000s))



Source: CBRE (2018). Senior Housing Market Insight. La Jolla, CA. [cbre.com/nationalseniorhousing](http://cbre.com/nationalseniorhousing).




Madeline Baron  
Kevin Cahill



Mike Miller



Gregg Sloan



Josh Ekandem