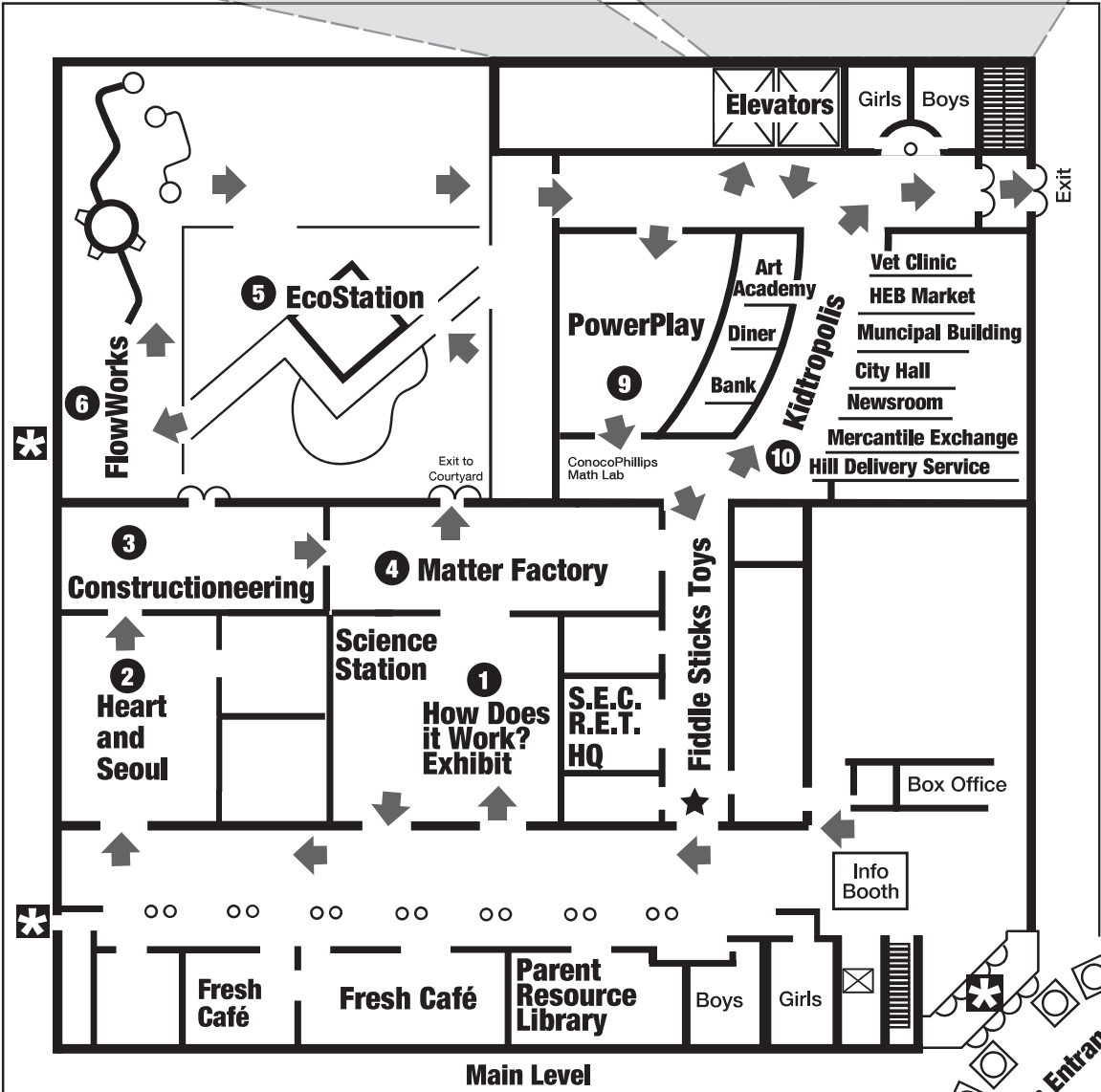
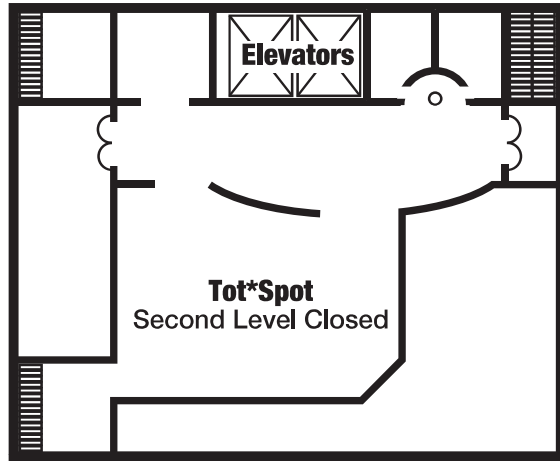
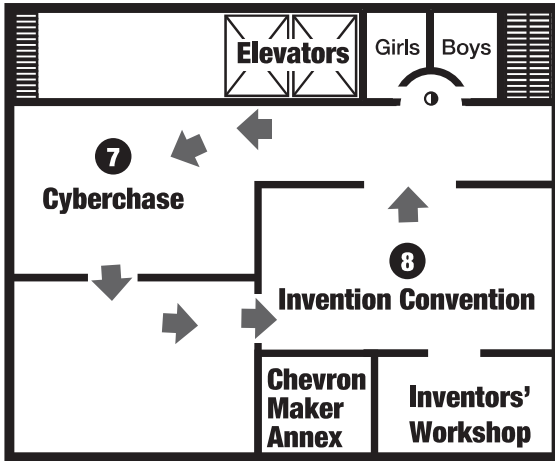


Toddler Trail

Children's Museum Houston



✱ Emergency Exits

★ Gold Doubleton

Your toddler can enjoy being an Epic Adventurer too! Journey through the Museum and become immersed in brain-building fun with your little one with guided suggestions for exploring each Epic Adventure Zone.

Adventure Zone 1

How Does It Work?

- At Amazing Airways:** What color fluffy ball did the moving air push through the tubes? **Look** at your child as excitement builds over the fluffy ball flying through the air. Encourage them to repeat the action with the same color ball.
- Built to Last:** Can you hit the non-moving blocks with the ball? Show your toddler how to interact with the catapult. **Chat** with your child about the process to engage them in the learning.

Adventure Zone 2

Heart and Seoul

- At the K-Pop Studio:** Let us make some dance moves. **Follow** your toddler as they lead the way to the dance floor grooving along to the music? Responding with moves of your own will encourage them to keep moving.
- At the Animation Studio:** Read “The Disobedient Frog” to your toddler. **Chat** with your child and ask questions about the story you read. “Did the Frog do anything bad?”

Adventure Zone 3

Constructioneering

- At Building Blocks Table:** How high are you able to build your structure using the same color pieces. Build with your toddler and **chat** with them through the process, “Let’s sort out all the colors first.” Which color should your structure be?”

Adventure Zone 4

Matter Factory

- At Sensory Path Hall:** How many different textures do you feel? **Stretch** the moment by asking, “What texture do you like?” or “What texture do you not like?”

Adventure Zone 5

EcoStation

- At the Pond:** Are you able to find any of our turtles that live in the pond? **Follow** your child as they spend time exploring the pond and discovering turtles. You can also **chat** with your little one about their observations and ask, “Do you see and hear the water?” “What animals live in the water?”
- At the Terrariums (in the Pavilion):** What animals and plants do you see living in each one? Name the different animals and plants you see. **Look** at your child and see what catches their eye and build on their curiosity.

Adventure Zone 6

FlowWorks

- At Aqueduct Maze:** Are you able to adjust the different pieces so the water causes all four wheels to spin at the same time? Make their waterplay last by stretching the moment with a question like, “What happens when we move this piece here?”
- At Raceway:** Use the locks to create a giant waterwave to give your ball a boost at the start of a race? **Follow** your child as they engage in waterplay, encourage them to count the balls as they float down the raceway.

Adventure Zone 7

CyberChase

- At Poddleville Patterns:** What kinds of patterns do you see here? **Chat** with your toddler about what number and color patterns they see.

Adventure Zone 8

Invention Convention

- At Robot Arena:** Are you able to program a robot to make a square? A circle? **Stretch** the experience by asking your child, “What shape did we create?” or “What shape should we make next?”
- At Sound and Light:** Create your own concert! Add lights and beats. **Follow** your child’s lead as they sing their favorite nursery rhyme. It is your time to become a tiny member of Tot Tunes!

Adventure Zone 9

PowerPlay

- At Power Science Lab:** Get active with “Wheel of Fitness”. **Follow** the lead of your toddler as they spin the wheel and physically move according to where the needle lands.
- At Boulder Roller:** Get physical and watch the boulder move downhill. **Take Turns** with your toddler rolling the boulder. Show them what happens if you move it faster or slower.

Adventure Zone 10

Kidropolis

- At Niko Niko’s Diner:** What is the special of the day? **Take turns** interacting in the dinner as the server and the guest.
- At H-E-B Market:** What items do you need to pick up from the grocery store today? **Follow** your child’s lead as they shop. Respond to them with questions. Even give an idea such as, “I really would like to eat fruit with my lunch.”