

1 Sign In

Sign in to your school's custom page by using your network login username and password.



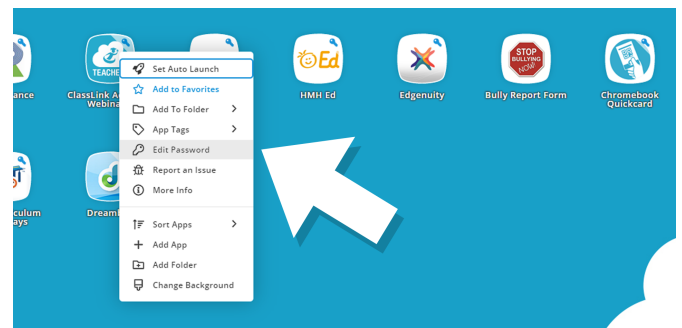
2 My Apps

Access your online resources on the **My Apps** screen. ClassLink will remember your login information!



3 Edit Password

To update your stored login credentials for applications, right-click and choose **'Edit Password'**.




4 App Options

Right-click on an application to add it to the Favorites Bar, to a folder, to add tags, or to auto-launch it.



5 Edit Mode

Click the pencil icon to enter **Edit Mode**. In edit mode, create folders and customize your My Apps screen.




6 My Profile

Access your profile picture, themes and colors, password lockers, and sign-in and password recovery options.



7 My Classes

Access applications assigned to particular classes using the **My Classes** app, located in the Favorites Bar.



8 My Files

Connect cloud drives to ClassLink to access all files in one location, including your School Network Drive.

