





HYDROTAP G5 BA CLASSIC PLUS CHROME



BOILING **AMBIENT**

FILTERED



Order Code H55785Z00AU

Zip HydroTap Classic Plus Boiling, Ambient Filtered water features simple, intuitive controls including continuous flow to fill bottles, Boiling water safety lock, and SteriTouch® antimicrobial protection impregnated within the new Classic Plus touch-pad for enhanced hygiene. The water system features a single under bench command centre including full colour interactive touch screen display with pin code protection and customisable settings including 2 boiling water safety modes, 3 energy saving modes including ON/OFF timers and sensor activated 'sleep when it's dark', SteriTouch® antimicrobial protection impregnated into key water paths for enhanced hygiene, and 0.2 micron water filtration.

Manufacturing Code	H55785Z00AU
Capacity	Residential

Tap	Zip HydroTap CLASSIC PLUS Tap (Chrome)
Water Pressure	Min 170kPa - Max 700kPa
Water Connection	1/2" BSP (G1/2)
Water Supply Requirements	Cold
Water Valves	Integrated 500kPa Pressure limiting valve and Dual Check Valve
Power Rating	1.35kW 220-240V 50Hz
Power Supply	1 x 10 Amp socket outlet
Dimensions	W280mm x D313mm x H333mm
Product Approvals	WaterMark, RCM
Warranty	5 years (appliance warranty 36 months plus additional 24 months tank warranty)

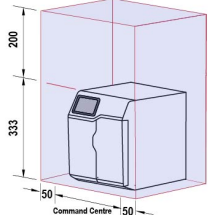
Installation Requirements

'1. Installation and connection of your Zip HydroTap must be carried out by a qualified person, observing national and local regulations.2. You will require suitable mains electrical and drinking water connections, plus waste water drainage all within 1.5 metres of the product.3. HydroTap is air-cooled so discrete cabinetry cut-outs are required for ventilation.4. Installation on most bench tops is straightforward however some stone bench tops may require a specialised cutting service.5. If you live in a hard water area, we recommend installation of a Zip scale filtration kit.6. Installation by Zip Professional Service can be arranged with a phone call or through www.zipwater.com'

Installation Detail

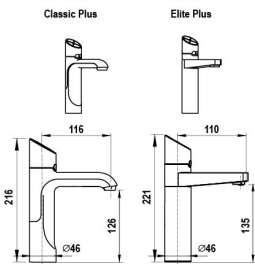
Ventilation requirements Contact your local service provider if ventilation is not suitable

Clearance envelope
Position the Tap and the Command Centre as close together as possible.



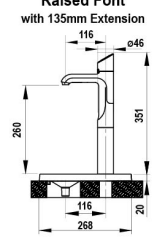
HydroTap Tap options

Classic Plus Elite Plus

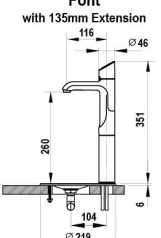


Font options

Raised Font with 135mm Extension




Font with 135mm Extension



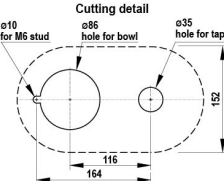
Tap Positioning
Position the Tap to dispense into the sink, allowing clearance for a cup or teapot. Alternatively, mount the HydroTap Tap on a Font (available as an accessory).

35mm hole for HydroTap Tap



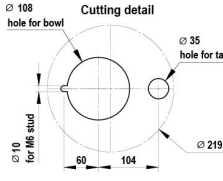
Cutting detail

108 hole for bowl 35 hole for tap 10 for M6 stud



Cutting detail

108 hole for bowl 35 hole for tap 10 for M6 stud



4mm buffer pad air space



Classic Plus Tap

Clearance Envelope

200 min. 333

Mains cold water isolation valve (not supplied)

Air inlet grille IEC Flex & Plug 230-240V, 50Hz power outlet



Clearance Envelope

313



HydroTap G5
B Home, BA Home
shown with "Classic Plus" Tap

SCALE 1:5
ALL DIMENSIONS IN MM UNLESS OTHERWISE SPECIFIED. INSTALLATION DIAGRAMS ARE FOR ILLUSTRATIVE PURPOSES ONLY. HOSES ARE NOT SHOWN TO SCALE AND CANNOT BE LENGTHENED.