






# HYDROTAP G5 BCS60 CLASSIC CHROME

**BOILING**

**CHILLED**

**SPARKLING**

**FILTERED**

## Order Code H51762Z00AU

Zip HydroTap Boiling, Chilled, Sparkling, Filtered water system features a single under bench command centre including full colour interactive touch screen display with pin code protection and customisable settings including 2 boiling water safety modes, 3 energy saving modes including ON/OFF timers and sensor activated 'sleep when it's dark', 'Quiet' mode with automated intelligent fan speed adjustment, SteriTouch® antimicrobial protection impregnated into key water paths for enhanced hygiene, 100% water efficient air cooled technology, 0.2 micron water filtration, and a refillable CO2 cylinder. Easy to install integrated ventilation tray included.



Manufacturing Code	H51762Z00AU
Capacity	Commercial
Boiling Cups per hour	160
Combined Chilled and Sparkling Cups per hour	175

<b>Tap</b>	Zip HydroTap CLASSIC Tap (Chrome)
<b>Water Pressure</b>	Min 250kPa - Max 700kPa
<b>Water Connection</b>	1/2" BSP (G1/2)
<b>Water Supply Requirements</b>	Cold
<b>Water Valves</b>	Integrated 500kPa Pressure limiting valve and Dual Check Valve
<b>Power Rating</b>	2.15kW 220-240V 50Hz
<b>Power Supply</b>	1 x 10 Amp socket outlet
<b>Dimensions</b>	W395mm x D464mm x H333mm
<b>Product Approvals</b>	WaterMark, RCM, ARC
<b>Warranty</b>	5 years (appliance warranty 36 months plus additional 24 months tank warranty)

## Installation Requirements

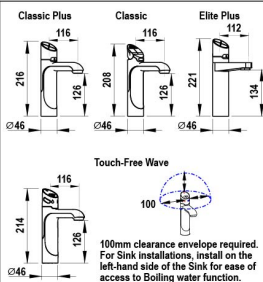
1. Installation and connection of your Zip HydroTap must be carried out by a qualified person, observing national and local regulations. 2. You will require suitable mains electrical and drinking water connections, plus waste water drainage all within 1.5 metres of the product. 3. HydroTap is air-cooled so discrete cabinetry cut-outs are required for ventilation. 4. Installation on most bench tops is straightforward however some stone bench tops may require a specialised cutting service. 5. If you live in a hard water area, we recommend installation of a Zip scale filtration kit. 6. Installation by Zip Professional Service can be arranged with a phone call or through [www.zipwater.com](http://www.zipwater.com)

### Installation Detail

Contact your local service provider if ventilation is not suitable

Vent tray (kit no. 93540)

### Font options

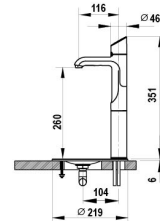
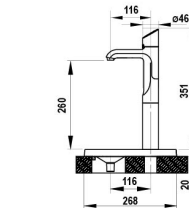


Position the Tap to dispense into the sink, allowing clearance for a cup or teapot. Alternatively, mount the HydroTap Tap on a Font (available as an accessory).

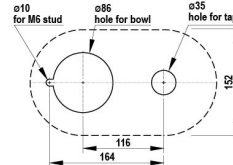
Ø35mm hole for  
HydroTap Tap



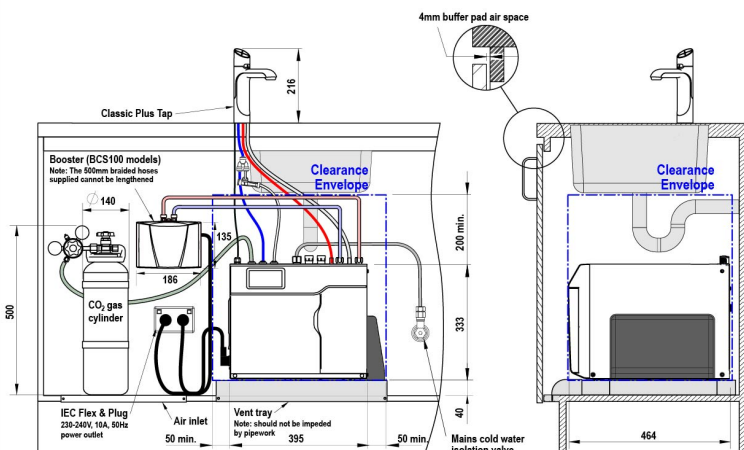
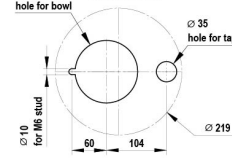
**Font**  
with 135mm Extension  
part no. 90915



### Cutting detail



### Cutting detail



SCALE 1:5  
ALL DIMENSIONS IN MM UNLESS OTHERWISE SPECIFIED. INSTALLATION DIAGRAMS ARE FOR ILLUSTRATIVE PURPOSES ONLY. HOSES ARE NOT SHOWN TO SCALE AND CANNOT BE LENGTHENED.

## HydroTap G5 BCS60, BCS100

shown with "Classic Plus" Tap