



HYDROTAP G5 BC60 TOUCH-FREE WAVE CHROME



BOILING



CHILLED

FILTERED

Order Code H5W704Z00AU

Zip HydroTap Touch-Free Wave Boiling, Chilled, Filtered water uses smart infrared 100% touch-free operation that is activated with the Wave of a hand. The water system features a single under bench command centre including full colour interactive touch screen display with pin code protection and customisable settings including boiling water safety mode, 2 energy saving modes including ON/OFF timers and 2 hour sleep mode, 'Quiet' mode with automated intelligent fan speed adjustment, SteriTouch® antimicrobial protection impregnated into key water paths for enhanced hygiene, 100% water efficient air cooled technology and 0.2 micron water filtration.



Manufacturing Code	H5W704Z00AU
--------------------	-------------

Capacity	Commercial
----------	------------

Boiling Cups per hour	160
-----------------------	-----

Chilled Cups per hour	175
-----------------------	-----

Tap	Zip HydroTap Touch-Free Wave tap (Chrome)
Water Pressure	Min 200kPa - Max 700kPa
Water Connection	1/2" BSP (G1/2)
Water Supply Requirements	Cold
Water Valves	Integrated 500kPa Pressure limiting valve and Dual Check Valve
Power Rating	2.1kW 220-240V 50Hz
Power Supply	1 x 10 Amp socket outlet
Dimensions	W395mm x D464mm x H333mm
Product Approvals	WaterMark, RCM, ARC
Warranty	5 years (appliance warranty 36 months plus additional 24 months tank warranty)

Installation Requirements

1. Installation and connection of your Zip HydroTap must be carried out by a qualified person, observing national and local regulations. 2. You will require suitable mains electrical and drinking water connections, plus waste water drainage all within 1.5 metres of the product. 3. HydroTap is air-cooled so discrete cabinetry cut-outs are required for ventilation. 4. Installation on most bench tops is straightforward however some stone bench tops may require a specialised cutting service. 5. If you live in a hard water area, we recommend installation of a Zip scale filtration kit. 6. Installation by Zip Professional Service can be arranged with a phone call or through www.zipwater.com


Installation Detail

BKL2 HydroTap G5 v1.01 03.21 BC40 BC50

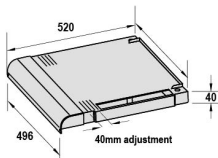
Ventilation requirements Contact your local service provider if ventilation is not suitable

Clearance envelope

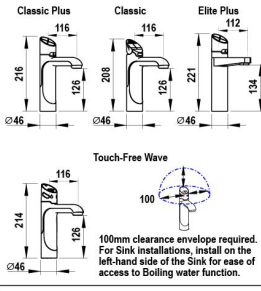
Position the Tap and the Command Centre as close together as possible.



Vent tray (kit no. 93540)

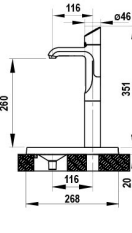


HydroTap Tap options

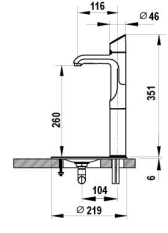


Font options

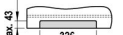
Raised Font with 135mm Extension
part no. 95258



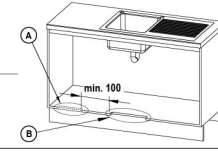
Font with 135mm Extension
part no. 90915



Detail A. Air inlet grille
Cut-out in cabinet floor



Detail B. Vent Tray air outlet
Cut-out in cabinet floor



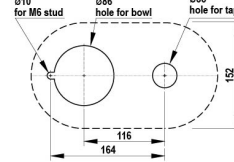
Tap Positioning

Position the Tap to dispense into the sink, allowing clearance for a cup or teapot. Alternatively, mount the HydroTap Tap on a Font (available as an accessory).

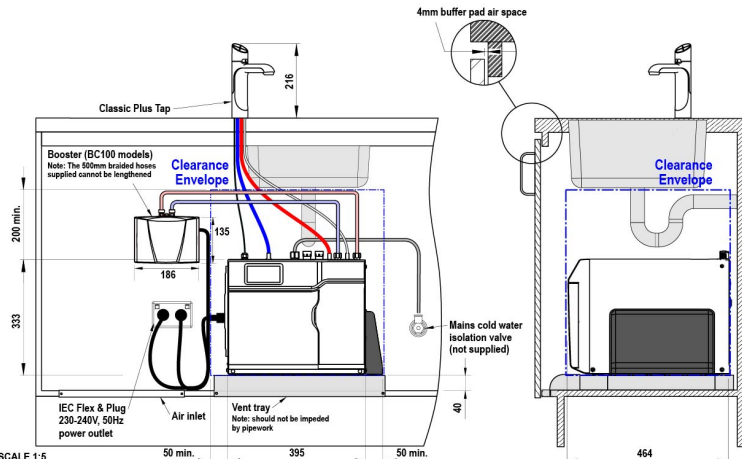
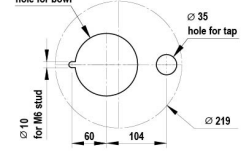
- 35mm hole for HydroTap Tap



Cutting detail



Cutting detail



SCALE 1:5 ALL DIMENSIONS IN MM UNLESS OTHERWISE SPECIFIED. INSTALLATION DIAGRAMS ARE FOR ILLUSTRATIVE PURPOSES ONLY. HOSES ARE NOT SHOWN TO SCALE AND CANNOT BE LENGTHENED.

HydroTap G5
BC40, BC60, BC100

shown with "Classic Plus" Tap