



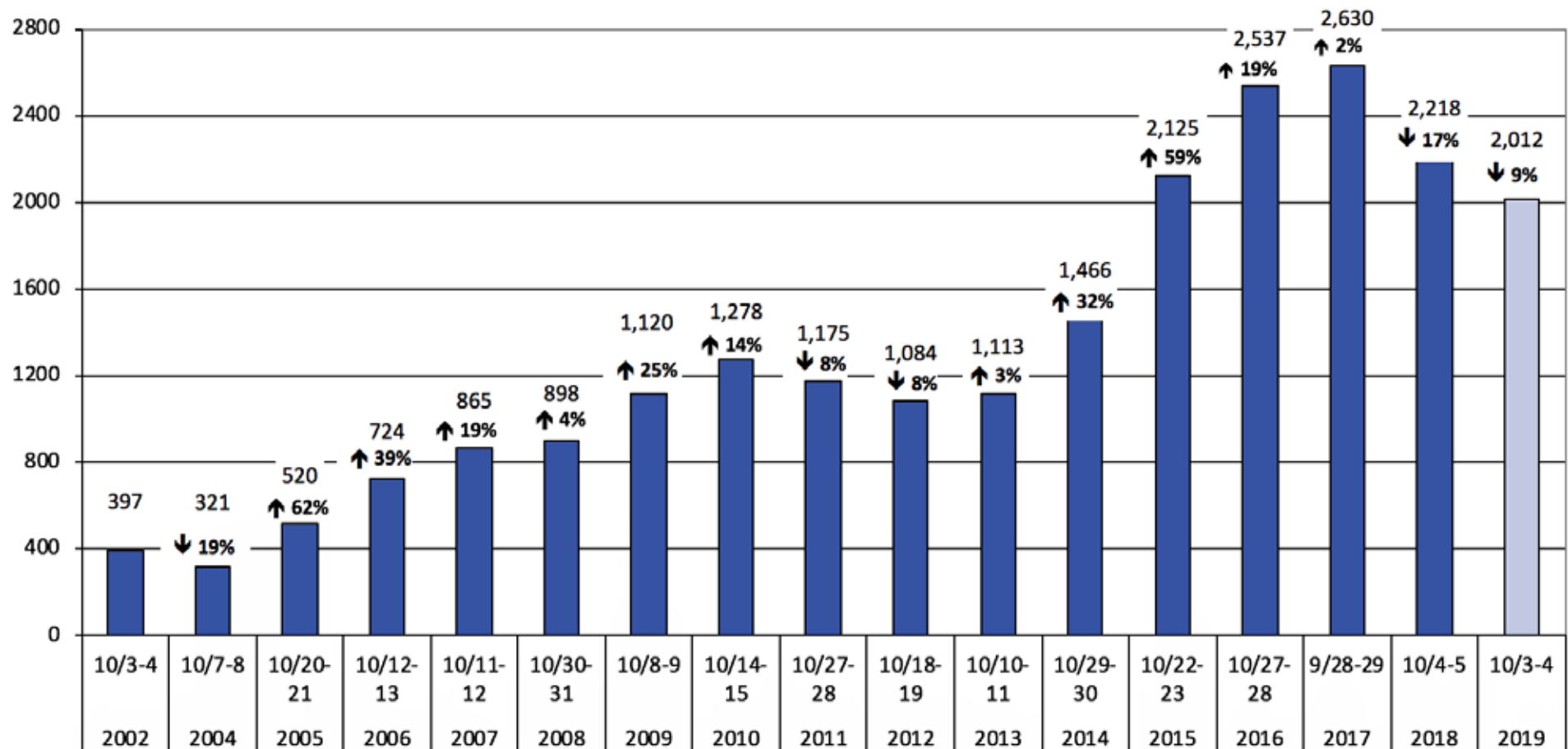
PBIS: Supporting Our Most Vulnerable Children & Youth

October 3-4, 2019
Chicago, IL



PBIS Positive Behavioral
Interventions & Supports
OSEP TECHNICAL ASSISTANCE CENTER

Forum History





Who's Here?

2,012 Participants coming from:

- 47 States
- 7 Countries

Albania, Australia, Canada, Colombia,
Czech Republic, Denmark, United States





Special Welcome

- School Climate Transformation Grantees – 2018 SEA Program
- School Climate Transformation Grantees – 2014 LEA Program





**Nine (9) Breakout sessions
with SCTG site participation**

Sixteen (16) Posters from SCTG sites





Forum Mobile App

Visit the App Store or Google Play to download the app:
PBIS Leadership Forum

View our full program on your phone, tablet, or computer with our mobile app. You can:



- Browse sessions and posters
- Search sessions by presenter
- View a map of the venue
- Connect with Social Media and more!

If you already have, or create an **app account** today, you can:

- create a custom agenda
- receive push notifications



Quick Links

From the home page on the Forum website, find a Quick Link area that includes links to Session Info, Social Media, Mobile App, Evaluation, & Planning Tools!




[HOME](#) [INFORMATION](#) [LOCATION](#) [POSTERS](#) [REGISTRATION](#) [SESSIONS](#) [TRANSPORTATION](#) [VOLUNTEERING](#) [MATERIALS](#)

PBIS: Supporting Our Most Vulnerable Children & Youth


October 3 - 4, 2019 | Hilton Chicago, Chicago, IL

Quick Links








Session Info

[Session Descriptions](#)
[Presentations, Handouts,
& Evaluation links](#)



Social Media

 [Tweet #PBISForum](#)
 [Follow @PBISForum](#)
 [Follow @PBISForum](#)
 [YouTube #PBISForum](#)




Mobile App


Browser-based version:
<https://national-pbis-leadership-pathable.co>

PBIS Leadership Forum


- [App Store](#)
- [Google Play](#)



Overall Evaluation



Planning Tools



Save the Date!

Next Year's Forum will be



9 Strands of Topics

95 Sessions! 5 Session Blocks over 2 days, with 19 sessions per time block.

- PBIS Foundations
- Classroom
- Tier II Systems & Practices
- Tier III Systems & Practices
- Juvenile Justice
- Mental Health Integration
- Equity
- Applied Evaluation
- Special Topics





How to Get the Most Out of This Forum

- Be Strategic
- Be Deliberate
- Have a Plan
- Make New Friends
- Have Fun





Maximize Your Session Participation

When Working In Your Team

Consider 5 Questions

- How does this compare to our priorities?
- Who would do this work?
- Where would this work live (e.g., responsibility)?
- What should we stop doing to make room for this work?
- How will we assess whether it's (a) implemented well and (b) working?



Where are You in the Implementation Process?

Adapted from Fixsen & Blase, 2005

Exploration & Adoption

- We think we know what we need so we are planning to move forward (evidence-based)

Installation

- Let's make sure we're ready to implement (capacity infrastructure)

Initial Implementation

- Let's give it a try & evaluate (demonstration)

Full Implementation

- That worked, let's do it for real and implement all tiers across all schools (investment)
- Let's make it our way of doing business & sustain implementation (institutionalized use)



Leadership Team Action Planning Worksheets Steps

Self-Assessment: *Accomplishments & Priorities*

Leadership Team Action Planning Worksheet

Session Assignments & Notes: *High Priorities*

Team Member Note-Taking Worksheet

Action Planning: *Enhancements & Improvements*

Leadership Team Action Planning Worksheet

STEP 2: Assign Team Members to High Priority Content Sessions

What sessions should we attend?

[illegible]

Step 3: What Should We Do To Enhance Our Implementation Action Plan?

How can we use what we learned to improve/enhance what we're doing?

[illegible]

Individual Team Member Note-Taking Worksheet

Team Member Name:

Action Plan Priority Area:

		Take Back Points:
Breakout Session Number & Title:		Share This Information With:
Supporting Research:	Operationally define the presentation topic/ intervention?	Ideas to Incorporate within my school(s):
Essential Features:		
Key Points to Presentation:		
		Key Points of Session:



Join a Roundtable / Discussion / Q & A Session

Today from 4:00 – 4:45 pm

RDQ 8 also on



https://www.youtube.com/watch?v=nqz_4IzrWl0



- Discussion leaders guide and facilitate group discussion
- **19 Topics to choose from!**
- Great opportunity to ask questions & share individual examples
- Submit questions or specific discussion points prior to start of discussion via notecards



You're Invited!

Poster & Networking Session

Today 5:00 – 7:00 pm

in the International Ballroom

- Mingle/Network with colleagues
- Learn about/discuss detailed examples of success!
- Posters from **24** states, **2** US Territories, & **2** countries highlighting what they have done and learned!



Please Provide Feedback

Individual session evaluations can be completed 3 ways:

Forum Mobile App

link to complete found at the end of the session description, or from the Session Evals from the Home screen

QR Code

scan the code provided in the breakout sessions, or on the back cover of the Program Book

Online

www.pbis.org/presentations/chicago-forum-19

www.pbis.org/conference-and-presentations/pbis-leadership-forum





Opening Session

8:45 AM - 9:45 AM Thursday

International Ballroom

How Do We Support Every Student to be Successful in School?

*Kent McIntosh, Co-Director,
OSEP Technical Assistance
Center on PBIS*





Friday Keynote Session

8:00 AM - 9:00 AM
International Ballroom

Five Educational Justice Imperatives to Support Student Success

*H. Richard Milner IV, Professor,
Vanderbilt University*





Friday Closing Session

12:20 PM - 1:00 PM

Grand Ballroom

Note: Different location!

Celebrating Two Decades of PBIS

*Renee Bradley, Office of
Special Education &
Rehabilitation, US Department
of Education*





Interview Series

Lauren Evanovich, University of South Florida

What are common misconceptions about restraint and seclusion, and what steps should schools take to reduce or eliminate the practice?

Heather Griller Clark, Arizona State University

What are key features of effective transition plans for justice system involved youth?

Tim Knoster, Bloomsburg University

What are key considerations for how schools should implement suicide prevention within the PBIS framework?

Tamika LaSalle, University of Connecticut

How can schools be more successful when using their climate data within PBIS?

Sara McDaniel, University of Alabama

What are the key features needed for successful PBIS implementation in rural settings?

Ruthie Payno-Simmons, Michigan's Integrated Behavior & Learning Support Initiative

How can coaches help school teams that are reluctant to take steps to improve equity in school discipline?

Therese Sandomierski, University of South Florida

What is the value of completing focus groups with families? What can we learn from focus group results?





Ask the Co-Directors

Kent McIntosh, University of Oregon

Heather Peshak George, University of South Florida

Brandi Simonsen, University of Connecticut

Tim Lewis, University of Missouri

Over the past several weeks, our social media audience has submitted questions via **#askPBIScoDirectors** for consideration at this new feature of the Forum.

The Q&A segment will be recorded & available after the Forum at the pbis.org **YouTube channel**.

Follow us on social media to know when this recording will be available! **@PBISForum**





Some Logistics...





Thursday

7:30 - 8:30 am

Registration, Check-In
& Breakfast

Enjoy breakfast in Salon D after
you check in



8:30 am – 9:45 am

Welcome & Keynote
International Ballroom





What's to Eat?

- PM cookie break today
- AM healthy break tomorrow

Lunch will be on your own. Feel free to use session rooms to have lunch while you meet with your team.

Popular pizza, salad, and sandwich options are available for purchase at cash and carry stations located in Salon D on the lower level. Additional in-hotel options are available at Herb N' Kitchen, 720 S. Bar & Grill, and Kitty O'Shea's.



Early Start Friday




7:00 am

Breakfast

8:00 am

Keynote Session





Charming... but a little extra effort is needed.

Conceived & built in the roaring 20s, this hotel was designed to be the largest and one of the most opulent hotels in the world!

Predict & Prevent





Rooms are on 4 Different Levels

- Lower Level Rooms:
Salon A-1, Salon A-2, Salon A-3, Salon A-4, Salon A-5, Salon C-2, Salon C-4, Salon C-6, Salon C-8, Salon D (Food!)
- Lobby Level Rooms:
Buckingham, Continental A, Continental B, Continental C
- 2nd Floor Rooms:
Grand Ballroom, Boulevard AB, Boulevard C
- 3rd Floor Rooms:
Astoria, PDR 2, PDR 3, Williford A, Williford B





How do I Find Lower Level Rooms?

To get to the **Lower Level Breakouts (Salons A1, A2, A3, A4, A5, C2, C4, C6, C8)**:

Take any of the main elevators, escalator or stairs down 1 level and follow signs to Salon A or Salon C. From the International Ballroom, take two escalators down to the lower level.





How do I Find Lobby Level Rooms?

The **Lobby Level Breakouts (Buckingham, Continental A, B, C)**, are just past the Registration area.

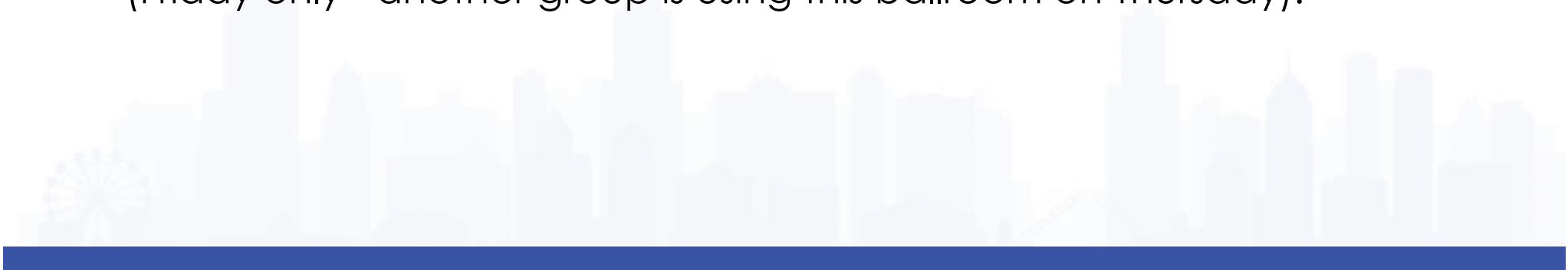
To get to these Lobby Level Breakouts from the International Ballroom, take the stairs or escalator down 1 level. Buckingham is to the left of the stairway exit (make a u-turn from the escalators). Continental A, B, and C are to the right of the escalator exit.





How do I Find 2nd Floor Rooms?

- The **International Ballroom** is accessible from the lobby level using the stairs or escalator from the registration area.
- The **Grand Ballroom (Friday Closing Session)** is across from the International Ballroom; It is accessible from the lobby level using the stairs or escalator from the registration area. (It is also accessible from the main elevators)
- To get to **Boulevard AB or Boulevard C**, take the ornate stairs in the lobby or take the elevators to the second floor and follow signs to the Boulevard Rooms. From the International Ballroom, you may pass through the Grand Ballroom to get to Boulevard AB or Boulevard C (Friday only - another group is using this ballroom on Thursday).





How do I Find 3rd Floor Rooms?

3rd Floor Breakouts are **Astoria, Waldorf, PDR2, PDR3, Williford A,B**

Take any of the main elevators. If you are in the International Ballroom, you can take the stairs to the 3rd floor.





Check In/Registration

Lobby Area near the 8th Street Entrance

- Wednesday, 12:00 Noon - 9:00 PM
- Thursday, 7:30 AM
- Friday, 7:00 AM



A background image of the Chicago skyline, including the Willis Tower, reflected in the water. The image is slightly faded to allow the text to be prominent.

Next Year's Forum

October 22-23, 2020

Hilton Chicago

720 S. Michigan Avenue, Chicago, Illinois

Mark Your Calendar Now!