

# SCHAUMBURG PARK DISTRICT SOCCER GOAL SAFETY AND EDUCATION POLICY

## I. INTRODUCTION AND IDENTIFICATION OF ACT

This Soccer Goal Safety and Education Policy (“Policy”) is adopted pursuant to the Illinois Movable Soccer Goal Safety Act, also known as Zach’s Law, 430 ILCS 145 (the “Act”). The Act requires Schaumburg Park District to create a policy to outline how it will specifically address the safety issues associated with movable soccer goals.

## II. DEFINITIONS

The following words shall have the following meanings when used in this Policy.

“**Act**” means the Illinois Movable Soccer Goal Safety Act, also known as Zach’s Law, 430 ILCS 145.

“**Authorized Personnel**” means Permitted Users and all District employees who have responsibility for or contact with Movable Soccer Goals.

“**Board**” means the Board of Commissioners of the District.

“**District**” means Schaumburg Park District.

“**Movable Soccer Goal(s)**” means a freestanding structure consisting of at least 2 upright posts, a crossbar, and support bars that is designed: (1) to be used for the purposes of a soccer goal; (2) to be used without any form of support or restraint other than pegs, stakes, augers, counterweights, or other types of temporary anchoring devices; and (3) to be able to be moved to different locations.

“**Organization**” means any unit of local government other than the District, and any school district, sporting club, soccer organization, religious organization, business, or other similar organization.

“**Permitted User(s)**” means the employees, agents, coaches and volunteers of an organization that use Property for Soccer-Related Activities who have been authorized by the District to move and secure Movable Soccer Goal(s) in accordance with Attachment 1 and have signed Attachment 4.

“**Policy**” means this Soccer Goal Safety and Education Policy.

“**Property**” means real property owned or leased by the District where Movable Soccer Goals are used.

“**Safety Guidelines**” mean the Guidelines for Safely Securing Movable Soccer Goals attached to this Policy as Attachment 1.

“**Soccer-Related Activity**” means use of Movable Soccer Goals on Property, including without limitation, soccer games, scrimmages, practices and the like.

### **III. MOVING AND SECURING MOVABLE SOCCER GOALS; WARNING LABELS**

Prior to the commencement of the soccer season each year, the District will place and secure Movable Soccer Goals on its Property in accordance with the Safety Guidelines. Only the District and Authorized Personnel shall be permitted to move any Movable Soccer Goal the District owns, installs, or places on its Property.

Thereafter, if a Movable Soccer Goal becomes unanchored or improperly secured, only the District and Authorized Personnel shall be permitted to re-secure it in accordance with the Safety Guidelines.

A warning label such as the following shall be posted on all Movable Soccer Goals:

**ONLY AUTHORIZED PERSONNEL MAY MOVE AND ANCHOR THIS GOAL. IF THIS GOAL IS NOT ANCHORED DOWN, DO NOT USE IT AND CONTACT SCHAUMBURG PARK DISTRICT AT 847-985-2115. SERIOUS INJURY INCLUDING DEATH CAN OCCUR IF IT TIPS OVER.**

### **IV. ROUTINE INSPECTIONS BY DISTRICT**

The District shall routinely inspect all Movable Soccer Goals that the District has installed or placed onto its Property to verify that they are properly secured and document such inspection in writing. A sample notice is attached hereto as Attachment 2.

### **V. PERMITTED USER INSPECTIONS, PLACEMENT IN NON-USE POSITION AND NOTICE TO PLAYERS**

As a condition of the use of Property, before and after any Soccer-Related Activity, Permitted Users shall make a physical inspection of each Movable Soccer Goal to assure that the goal is secure in accordance with the Safety Guidelines. If any Movable Soccer Goal is not properly secured, the Permitted User shall secure the goal in accordance with the Safety Guidelines. If the Permitted User does not have the necessary equipment to secure the goal in accordance with the Safety Guidelines, the Permitted User shall place the goal in a non-use position by laying it forward onto its front bars and crossbar and shall immediately notify the District of the location of the goal.

As a condition of the use of Property and prior to the commencement of the soccer season each year, each Organization shall advise their players and the players' parents and guardians that Movable Soccer Goals may not be moved and that any use of a Movable Soccer Goal that is inconsistent with Soccer-Related Activity is strictly prohibited, including without limitation, playing, climbing, or hanging on any part of the Movable Soccer Goal. According to the U.S. Consumer Product Safety Commission, these activities can result in serious injury, including death. A sample notice is attached hereto as Attachment 2.

### **VI. USE OF DISTRICT PROPERTY BY PERMITTED USERS**

A copy of this Policy shall be provided to all Organizations using the Property for Soccer-

Related Activity. Prior to using Property for Soccer-Related Activity, each Organization shall provide each of its Permitted Users with a copy of this Policy and shall require that each of its Permitted Users comply with all applicable provisions of this Policy.

## **VII. OFF SEASON**

At the conclusion of each soccer season, the District will either remove all Movable Soccer Goals to a secure location or place the soccer goals face to face and chain them together or continue to inspect the goals and make sure that they are properly anchored during the off season per Attachment 1.

## **VIII. ACQUISITION OF TIP-RESISTANT MOVABLE SOCCER GOALS**

After the effective date of this Policy, the District will not purchase any Movable Soccer Goal unless it is tip resistant. A Movable Soccer Goal whose inside measurements are 6.5 to 8 feet high and 18 to 24 feet wide is not tip-resistant unless it conforms to the American Society for Testing and Materials (ASTM) standard F2673-08 for tip-resistant Movable Soccer Goals or is otherwise equipped with another design-feature approved by the U.S. Consumer Product Safety Commission. Notwithstanding the foregoing provisions, the District may continue to use its existing goals in a manner consistent with this Policy.

## **IX. APPLICABILITY**

If any provision of this Policy conflicts with any provision of the Act, the provisions of the Act shall prevail.

This Policy shall not create any new liability or increase any existing liability of the District, or any of its officers, employees, or agents, which exists under any other law, including but not limited to the Local Governmental and Governmental Employees Tort Immunity Act, 745 ILCS 10/1-101 *et seq.* Nor shall this Policy alter, diminish, restrict, cancel, or waive any defense or immunity of the District or any of its officers, employees, or agents, which exists under any other law, including but not limited to the Local Governmental and Governmental Employees Tort Immunity Act, 745 ILCS 10/1-101 *et seq.*

## **X. AVAILABILITY OF POLICY**

All District employees who have responsibility for or contact with Movable Soccer Goals shall be advised of this Policy. This policy will be attached to soccer field rental permits and contracts.

A copy of the Policy is available to all other employees and any member of the public by requesting a copy from: Supt. of Parks and Planning; Administration Office located at 235 East Beech Drive, Schaumburg IL. 60193 or call 847-985-2115.

## **XI. AMENDMENTS**

This Policy may be amended by the District at any time.

## **XI. EFFECTIVE DATE**

This Policy becomes effective September 8, 2011.

## ATTACHMENT 1

*NOTE: The Guidelines for Movable Soccer Goal Safety published by the U.S. Consumer Product Safety Commission state that there are several different ways to properly secure a soccer goal and that the number and type of anchors to be used depend on a number of factors, such as soil type, soil moisture content, and total goal weight. The following guidelines are taken from the CPSC recommendations for Anchoring/Securing/Counterweighting goals. It is advisable to adapt Attachment 1 to the extent the recommendations are appropriate to a District's particular situation.*

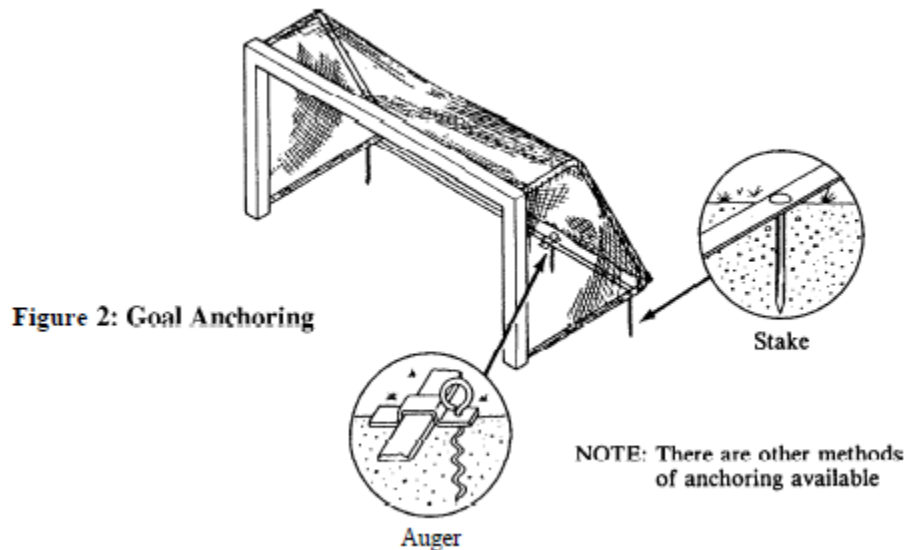
### **GUIDELINES FOR SAFELY SECURING MOVABLE SOCCER GOALS**

According to the U.S. Consumer Product Safety Commission (CPSC), a properly anchored / counter-weighted movable soccer goal is much less likely to tip over. Accordingly, it is **IMPERATIVE** that ALL movable soccer goals are always anchored properly (e.g., see Figure 2 below) and that they are secured to the ground (preferably at the rear of the goal), making sure the anchors are flush with the ground and clearly visible.

There are several different ways to secure a Movable Soccer Goal. The number and type of anchors to be used will depend on a number of factors, such as soil type, soil moisture content, and total goal weight. Each goal shall be secured in accordance with the appropriate anchoring system as set forth below.

In addition, warning labels required by the District's Soccer Goal Safety and Education Policy will be attached to each goal. Nets shall be secured to posts, crossbars, and backdrops with tape or Velcro straps, net clips and zip ties at intervals of no less than one every four feet.

#### **Illustrations and Recommendations according to the U.S. Consumer Product Safety Commission**



## ATTACHMENT 1 - continued

### Anchor Types

#### 1. Auger style

This style anchor is “helical” shaped and is screwed into the ground. A flange is positioned over the ground shoes (bar) and rear ground shoe (bar) to secure them to the ground. A minimum of two auger-style anchors (one on each side of the goal) are recommended. More may be required, depending on the manufacturer’s specifications, the weight of the goal, and soil conditions.

Figure 3.1: Auger Style Anchor



#### 2. Semi-permanent

This anchor type is usually comprised of two or more functional components. The main support requires a permanently secured base that is buried underground. One type (3.2a) of semi-permanent anchor connects the underground base to the soccer goal by means of 2 tethers. Another design (3.2b) utilizes a buried anchor tube with a threaded opening at ground level. The goal is positioned over the buried tube and the bolt is passed through the goal ground shoes (bar) and rear ground shoe (bar) and screwed into the threaded hole of the buried tube.

Figure 3.2a: Semipermanent Anchor

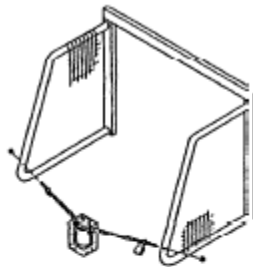
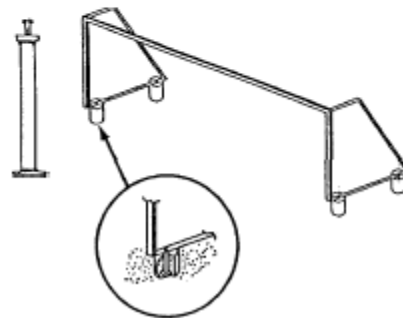


Figure 3.2b: Semipermanent Anchor



## ATTACHMENT 1 - continued

### 3. Peg or Stake style (varying lengths) Anchor

Typically two to four pegs or stakes are used per goal (more for heavier goals) (Figure 3.3). The normal length of a peg or stake is approximately 10 inches (250mm). Care should be taken when installing pegs or stakes. Pegs or stakes should be driven into the ground with a sledge-hammer as far as possible and at an angle if possible, through available holes in the ground shoes (bar) and rear ground shoe (bar) to secure them to the ground. If the peg or stake is not flush with the ground, it should be clearly visible to persons playing near the soccer goal. Stakes with larger diameters or textured surfaces have greater holding capacity.

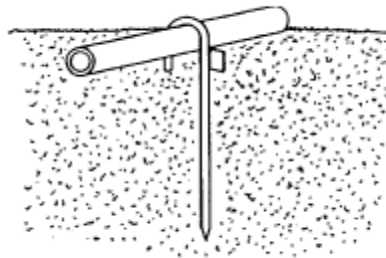
Figure 3.3: Peg or Stake Style Anchor



### 4. J-Hook Shaped Stake style

This style is used when holes are not pre-drilled into the ground shoes (bars) or rear ground shoe (bar) of the goal. Similar to the peg or stake style, this anchor is hammered, at an angle if possible, directly into the earth. The curved (top) position of this anchor fits over the goal member to secure it to the ground (Figure 3.4). Typically, two to four stakes of this type are recommended (per goal), depending on stake structure, manufacturers specifications, weight of goal, and soil conditions. Stakes with larger diameters or textured surfaces have greater holding capacity.

Figure 3.4: J-Hook Anchor



## ATTACHMENT 1 - continued

### 5. Sandbags/Counterweights

Sandbags or other counterweights could be an effective alternative on hard surfaces, such as artificial turf, where the surface cannot be penetrated by a conventional anchor (i. e., an indoor practice facility) (Figure 3.5). The number of bags or weights needed will vary and must be adequate for the size and total weight of the goal being supported.

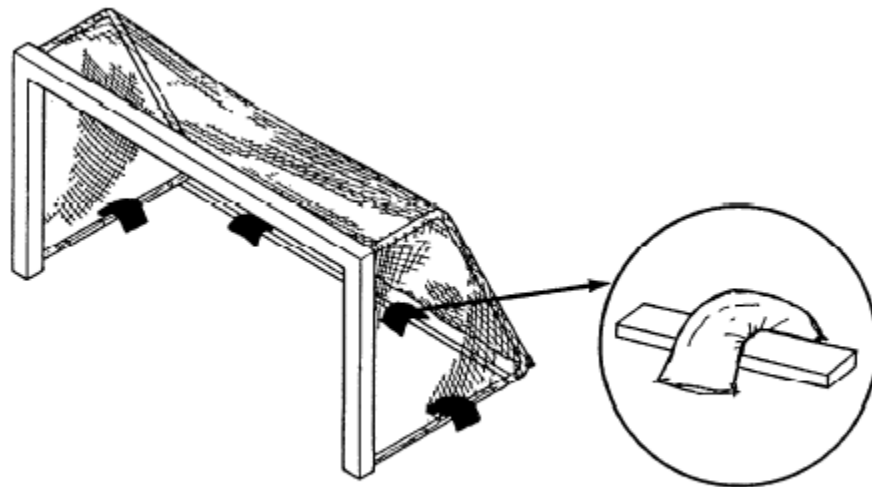


Figure 3.5: Sandbag Method of Anchoring

(Rear) Ground Bar/Shoe

### 6. Net Pegs

These tapered, metal stakes should be used to secure only the NET to the ground (Figure 3.6). Net pegs should NOT be used to anchor the movable soccer goal.

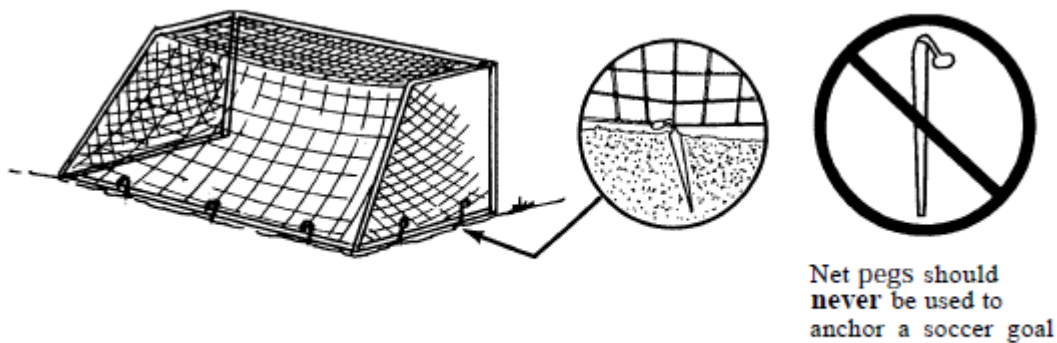


Figure 3.6: Net Pegs

Net pegs should **never** be used to anchor a soccer goal



## **ATTACHMENT 2**

### **SAMPLE NOTICE**

**SEPTEMBER 8, 2011**

TO WHOM IT MAY CONCERN: All parents and guardians of soccer players:

One of the Park District's primary objectives is that children have safe recreation areas. To that end, soccer goals should remain securely anchored to the ground and nets firmly attached to the goals.

In an effort to keep the goals and nets secure and children safe, you are required to advise your children/soccer players and any other person accompanying you for whom you are responsible that the following is strictly prohibited: moving any soccer goals and any use of a soccer goal that is inconsistent with soccer-related activity, including without limitation, playing, climbing, or hanging on any part of the soccer goal. This especially applies to children climbing on or hanging from nets or goal frames. According to the U.S. Consumer Product Safety Commission, these activities can result in serious injury, including death.

If you observe any child inappropriately using a soccer goal or net, immediately and politely ask the child to stop. If the activity continues, please notify a coach or referee as soon as possible. Players violating this rule may be forced to sit out, at the coach's discretion.

Finally, if you see any soccer goal that is not anchored down or any net that is not firmly secured to the goal, please notify a coach or referee immediately.

Sincerely,

**Schaumburg Park District  
847-985-2115**

**SCHAUMBURG PARK DISTRICT**  
**SOCCER GOAL SAFETY AND EDUCATION POLICY**  
**PERMITTED USER(S) SIGN OFF FORM**

I, the undersigned, have read and understand the Schaumburg Park District's Soccer Goal Safety and Education Policy. I take full responsibility as a Permitted User for my organization, \_\_\_\_\_ to comply with this policy.

**SIGNED** \_\_\_\_\_