


Features:

- Input Voltage: 120-277VAC 50/60Hz
- ETL & DLC 5.1 certified
- 130lm/W high lumen efficacy, 80+ CRI
- 0-10V Dimmable LED driver
- Adjustable CCT: 3500K/4000K/5000K
- Adjustable Power: 40W/50W/60W
- High efficiency LM80 SMD LEDs
- Designed for 50,000 hours lifetime
- Instant startup, soft light, no glare, no noise
- Easy installation

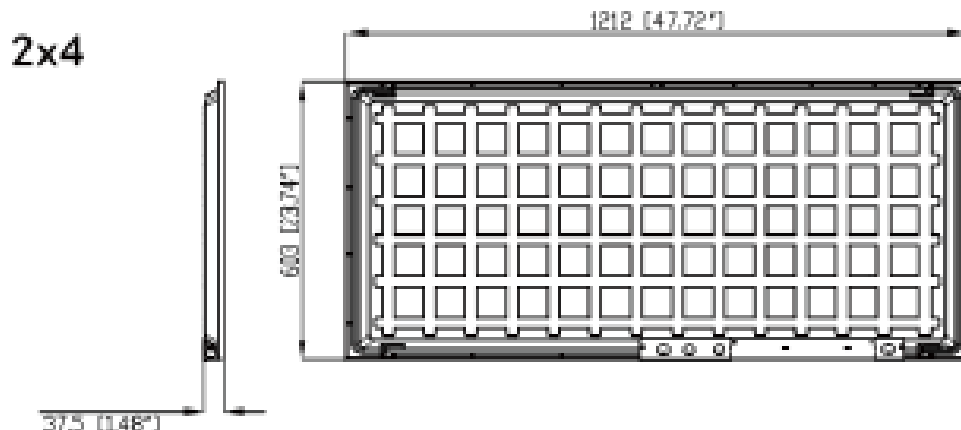


Application:

- ◆ Factory, offices
- ◆ Living room, clubs, lobbies
- ◆ Supermarkets, school, hotel
- ◆ Exhibitions, etc.



Product Dimension: Unit: mm



Specifications

LED Troffer Light

Model:	SZ-PL24-60W-ACP
Wattage:	40W/50W/60W
CCT:	3500K/4000K/5000K
Input Voltage:	120-277VAC 50/60hz
Power Factor:	>0.9
Efficacy:	125LM/W
CRI:	>80
THD:	<20
Dimmable:	Yes
Dimensions:	2*2FT 603*1212mm
Lifespan:	>50,000hours
Beam Angle:	120°
Operating Temperature:	-20℃ to 50℃
IP Grade:	IP20
Certification:	ETL, DLC5.1

Package

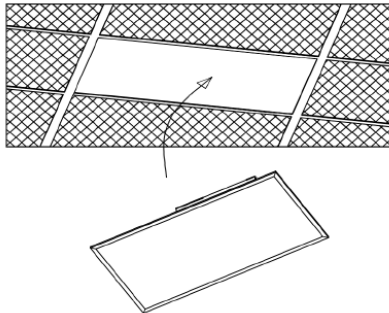
Size	Qty/Carton	Gross Weight	Net Weight
124.7*25*64.3cm	6	24.65Kg	21.5Kg

Installation instructions

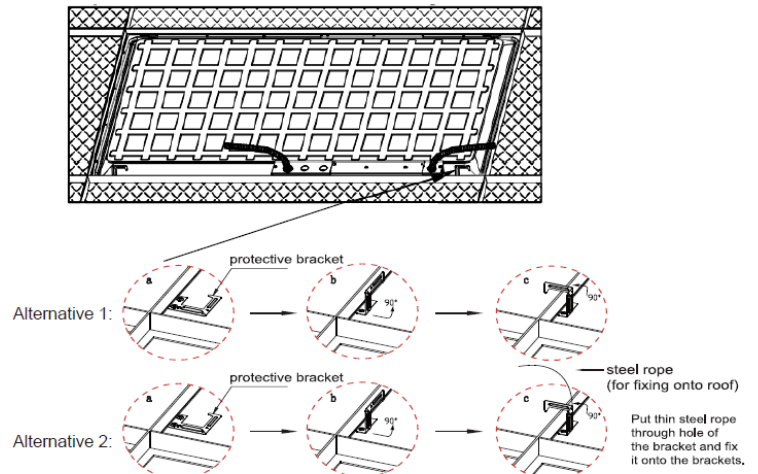
Recessed installation

2*4FT Panel

1. Replace existing lighting fixture from ceiling with LED Panel.

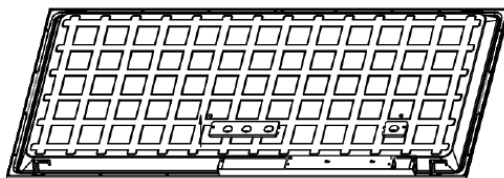


2. Use the protective brackets for the sake of safety.

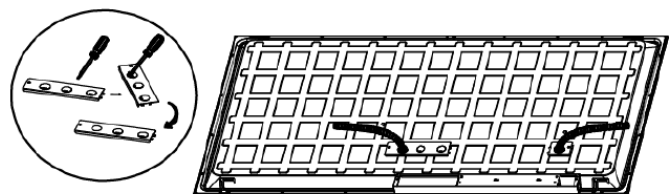


Installation Guide

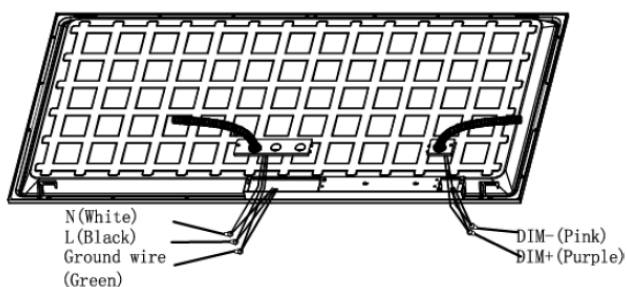
1. Unscrew the driver cover.



2. Connect the conduit to the driver box



3. Connect other wires separately.



4. Put back the driver cover and fix it by screw. Select adjustable power and color temperature

