

SIMPLE OPERATION
As easy as 1–2
Easy Install

Coupler



The world's **FIRST**
instant latching,
dual-locking
quick coupler

Available in both
STANDARD and
TILTING versions


World Class Engineering | Simple Operation
Unprecedented Reliability | Patented Safety*

*Worldwide patents / patents pending

 **wedgeloK**

SAFE : COMPLIANT
SIMPLE : RELIABLE

The coupler that ticks
ALL the boxes

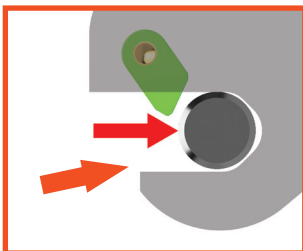


Powered by **W**wedgelock



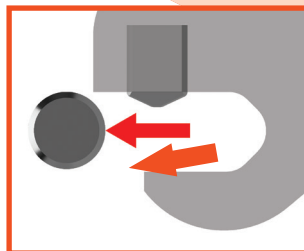
Easy Install

Connects directly to factory fit 2-line carrier systems




INSTANT SAFETY KNUCKLE

Coupler is locked to attachment and safe as soon as the first pin is engaged




INSTANT RESET TRIGGER

Coupler is ready for re-attachment immediately after disengagement



WEDGE and SAFETY ARM

Safety Arm maintains pin-to-Wedge relationship in the event of loss of engagement force

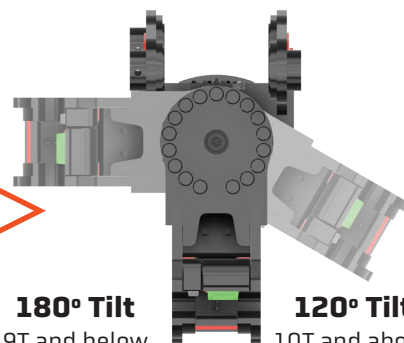


LIFTING EYE

Increased working load limits allow lifting capability of the carrier machines to be maximised


ATTACHMENT
CHANGE OPERATION

**as easy as
1-2**



180° Tilt
9T and below

120° Tilt
10T and above



MULTI-MODEL DESIGN

Easily fits almost all attachments in the weight class

Complies with the following standards/position papers: ISO 13031, AS4772-2008, EN474, NSW Quick Coupler position paper, NZ WorkSafe Best Practices. Specifications are subject to change without notice. All images used are representative only and may differ from actual product.



Wedgelock Equipment Limited

0800 424 482

nzsales@wedgelock.com | www.wedgelock.com

930-000-17 (REV 4)