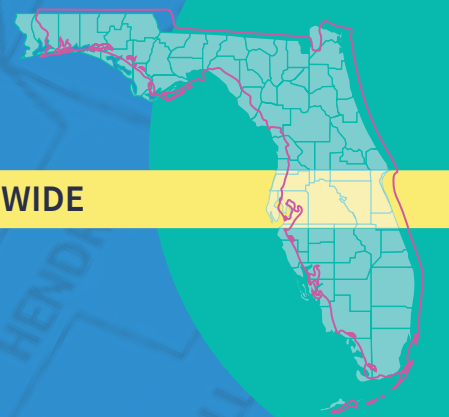


# 2022 FLORIDA CHILD WELL-BEING INDEX

Keeping a focus on making life **better for our children**

STATEWIDE



## ECONOMIC WELL-BEING

	Baseline Year	%	Current Year	%	Number	Change
Children in poverty	2016	21.3	2020	17.2	714,847	BETTER
Unemployment rate	2017	4.3	2021	4.6	469,718	SAME
High housing cost burden (>30% income spent)	2011-15	38.6	2016-20	30.3	2,404,681	BETTER
Teens not in school and not working	2011-15	8.5	2016-20	7.2	69,128	BETTER



## EDUCATION

	Baseline Year	%	Current Year	%	Number	Change
3 and 4 year old children not enrolled in school	2011-15	49.5	2016-20	49.0	228,132	SAME
4th grade students not proficient in English Language Arts	2016-17	71.0	2020-21	71.0	143,685	SAME
8th grade students not proficient in math	2016-17	80.0	2020-21	84.0	112,689	WORSE
High school students not graduating on time	2016-17	17.7	2020-21	9.9	—	BETTER



## HEALTH

	Baseline Year	%	Current Year	%	Number	Change
Low-birthweight babies	2013-15	8.6	2018-20	8.7	56,819	SAME
Uninsured children	2015	7.3	2020	7.0	301,741	SAME
Overweight and obese 1st, 3rd, and 6th grade students	2016-17	30.7	2020-21	16.4	102,217	BETTER
High school teens who used alcohol/drugs (past 30 days)	2016	32.9	2022	23.5	—	BETTER



## FAMILY AND COMMUNITY

	Baseline Year	%	Current Year	%	Number	Change
Children in single parent families	2011-15	35.7	2016-20	34.0	1,234,793	BETTER
Children living in high poverty areas	2011-15	8.0	2016-20	14.0	547,000	WORSE
Children with verified maltreatment (per 1,000)	2016-17	10.4	2020-21	7.3	30,619	BETTER
Youth contacts with the juvenile justice system (per 1,000)	2016-17	16.0	2020-21	7.5	31,562	BETTER

FLORIDA

POLICY

INSTITUTE

phone

407.440.1421

email

info@floridapolicy.org

twitter

@floridapolicy

instagram

@floridapolicy

facebook

address

/flpolicyinstitute

1001 N. Orange Ave

Orlando, FL 32801

website

www.floridapolicy.org

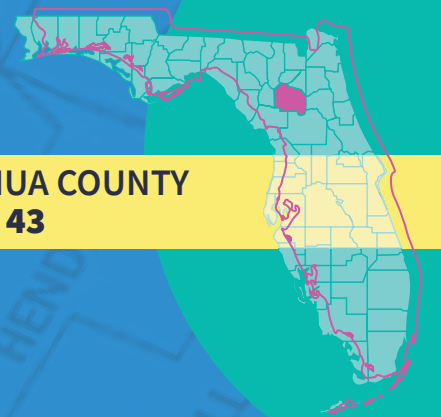
## STATEWIDE



# 2022 FLORIDA CHILD WELL-BEING INDEX

Keeping a focus on making life **better for our children**

**ALACHUA COUNTY  
RANK: 43**



## ECONOMIC WELL-BEING

DOMAIN RANK:

**15**

	Baseline Year	%	Current Year	%	Number	Change
Children in poverty	2016	21.8	2020	15.1	7,189	BETTER
Unemployment rate	2017	3.9	2021	3.7	5,142	SAME
High housing cost burden (>30% income spent)	2011-15	37.0	2016-20	35.0	35,729	BETTER
Teens not in school and not working	2011-15	6.1	2016-20	5.9	1,148	SAME



## EDUCATION

DOMAIN RANK:

**41**

	Baseline Year	%	Current Year	%	Number	Change
3 and 4 year old children not enrolled in school	2011-15	44.1	2016-20	49.6	2,986	WORSE
4th grade students not proficient in English Language Arts	2016-17	68.0	2020-21	74.0	1,631	WORSE
8th grade students not proficient in math	2016-17	91.0	2020-21	93.0	839	WORSE
High school students not graduating on time	2016-17	17.3	2020-21	13.4	—	BETTER



## HEALTH

DOMAIN RANK:

**55**

	Baseline Year	%	Current Year	%	Number	Change
Low-birthweight babies	2013-15	9.4	2018-20	11.0	879	BETTER
Uninsured children	2015	6.6	2020	6.1	3,081	SAME
Overweight and obese 1st, 3rd, and 6th grade students	2016-17	28.4	2019-20**	31.8	2,216	WORSE
High school teens who used alcohol/drugs (past 30 days)	2016	35.3	2022	28.1	—	BETTER



## FAMILY AND COMMUNITY

DOMAIN RANK:

**51**

	Baseline Year	%	Current Year	%	Number	Change
Children in single parent families	2011-15	32.7	2016-20	34.3	14,664	WORSE
Children living in high poverty areas	2011-15	24.2	2016-20	16.0	7,707	BETTER
Children with verified maltreatment (per 1,000)	2016-17	11.6	2020-21	7.6	385	BETTER
Youth contacts with the juvenile justice system (per 1,000)	2016-17	22.5	2020-21	11.2	564	BETTER

\*\*2020-21 data are unavailable

FLORIDA

POLICY

INSTITUTE

phone

407.440.1421

email

info@floridapolicy.org

twitter

@floridapolicy

instagram

@floridapolicy

facebook

/flpolicyinstitute

address

1001 N. Orange Ave

Orlando, FL 32801

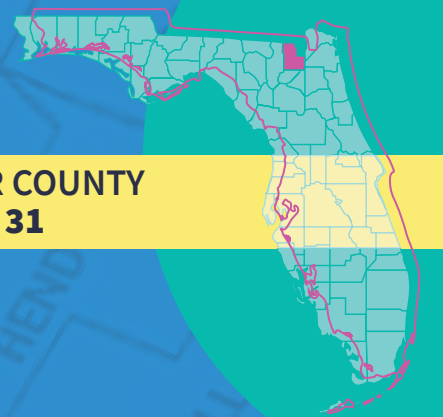
website

www.floridapolicy.org

# 2022 FLORIDA CHILD WELL-BEING INDEX

Keeping a focus on making life **better for our children**

**BAKER COUNTY  
RANK: 31**



## ECONOMIC WELL-BEING

DOMAIN RANK:

**26**

	Baseline Year	%	Current Year	%	Number	Change
Children in poverty	2016	23.9	2020	17.3	1,183	BETTER
Unemployment rate	2017	4.2	2021	3.7	449	SAME
High housing cost burden (>30% income spent)	2011-15	26.0	2016-20	17.4	1,535	BETTER
Teens not in school and not working	2011-15	11.1	2016-20	10.9	126	SAME



## EDUCATION

DOMAIN RANK:

**18**

	Baseline Year	%	Current Year	%	Number	Change
3 and 4 year old children not enrolled in school	2011-15	69.1	2016-20	44.0	388	BETTER
4th grade students not proficient in English Language Arts	2016-17	76.0	2020-21	73.0	254	BETTER
8th grade students not proficient in math	2016-17	92.0	2020-21	81.0	290	BETTER
High school students not graduating on time	2016-17	19.0	2020-21	14.3	—	BETTER



## HEALTH

DOMAIN RANK:

**62**

	Baseline Year	%	Current Year	%	Number	Change
Low-birthweight babies	2013-15	10.2	2018-20	10.8	114	SAME
Uninsured children	2015	5.9	2020	7.0	498	WORSE
Overweight and obese 1st, 3rd, and 6th grade students	2016-17	36.6	2020-21	38.4	457	WORSE
High school teens who used alcohol/drugs (past 30 days)	2016	32.7	2022	30.6	—	BETTER



## FAMILY AND COMMUNITY

DOMAIN RANK:

**24**

	Baseline Year	%	Current Year	%	Number	Change
Children in single parent families	2011-15	27.4	2016-20	25.5	1,215	BETTER
Children living in high poverty areas	2011-15	0.0	2016-20	0.0	0	SAME
Children with verified maltreatment (per 1,000)	2016-17	9.0	2020-21	8.0	53	BETTER
Youth contacts with the juvenile justice system (per 1,000)	2016-17	14.9	2020-21	11.5	76	BETTER

FLORIDA

POLICY

INSTITUTE

phone

407.440.1421

email

info@floridapolicy.org

twitter

@floridapolicy

instagram

@floridapolicy

facebook

address

/flpolicyinstitute

1001 N. Orange Ave

Orlando, FL 32801

website

www.floridapolicy.org



# 2022 FLORIDA CHILD WELL-BEING INDEX

Keeping a focus on making life **better for our children**

**BAY COUNTY  
RANK: 40**



## ECONOMIC WELL-BEING

DOMAIN RANK:

**29**

	Baseline Year	%	Current Year	%	Number	Change
Children in poverty	2016	23.0	2020	20.0	6,824	BETTER
Unemployment rate	2017	4.2	2021	3.9	3,333	SAME
High housing cost burden (>30% income spent)	2011-15	34.2	2016-20	32.0	23,506	BETTER
Teens not in school and not working	2011-15	12.1	2016-20	5.5	428	BETTER



## EDUCATION

DOMAIN RANK:

**45**

	Baseline Year	%	Current Year	%	Number	Change
3 and 4 year old children not enrolled in school	2011-15	57.4	2016-20	57.9	2,327	SAME
4th grade students not proficient in English Language Arts	2016-17	77.0	2020-21	76.0	1,413	BETTER
8th grade students not proficient in math	2016-17	82.0	2020-21	91.0	1,039	WORSE
High school students not graduating on time	2016-17	22.0	2020-21	9.8	—	BETTER



## HEALTH

DOMAIN RANK:

**16**

	Baseline Year	%	Current Year	%	Number	Change
Low-birthweight babies	2013-15	8.3	2018-20	8.4	511	SAME
Uninsured children	2015	6.6	2020	7.4	2,644	SAME
Overweight and obese 1st, 3rd, and 6th grade students	2016-17	30.8	2020-21	16.2	947	BETTER
High school teens who used alcohol/drugs (past 30 days)	2016	35.1	2022	21.6	—	BETTER



## FAMILY AND COMMUNITY

DOMAIN RANK:

**50**

	Baseline Year	%	Current Year	%	Number	Change
Children in single parent families	2011-15	35.3	2016-20	31.4	9,981	BETTER
Children living in high poverty areas	2011-15	13.7	2016-20	3.0	1,137	BETTER
Children with verified maltreatment (per 1,000)	2016-17	13.7	2020-21	14.0	499	SAME
Youth contacts with the juvenile justice system (per 1,000)	2016-17	29.3	2020-21	16.5	586	BETTER

FLORIDA

POLICY

INSTITUTE

phone

407.440.1421

email

info@floridapolicy.org

twitter

@floridapolicy

instagram

@floridapolicy

facebook

address

/flpolicyinstitute

1001 N. Orange Ave

Orlando, FL 32801

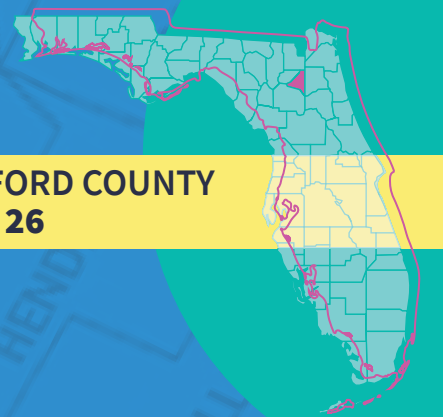
website

www.floridapolicy.org

# 2022 FLORIDA CHILD WELL-BEING INDEX

Keeping a focus on making life **better for our children**

**BRADFORD COUNTY  
RANK: 26**



## ECONOMIC WELL-BEING

DOMAIN RANK:

**39**

	Baseline Year	%	Current Year	%	Number	Change
Children in poverty	2016	26.8	2020	22.0	1,177	BETTER
Unemployment rate	2017	3.7	2021	4.2	448	SAME
High housing cost burden (>30% income spent)	2011-15	26.0	2016-20	30.3	2,820	WORSE
Teens not in school and not working	2011-15	12.3	2016-20	12.0	141	SAME



## EDUCATION

DOMAIN RANK:

**62**

	Baseline Year	%	Current Year	%	Number	Change
3 and 4 year old children not enrolled in school	2011-15	17.1	2016-20	70.9	464	WORSE
4th grade students not proficient in English Language Arts	2016-17	81.0	2020-21	69.0	137	BETTER
8th grade students not proficient in math	2016-17	95.0	2020-21	94.0	123	BETTER
High school students not graduating on time	2016-17	21.1	2020-21	15.0	—	BETTER



## HEALTH

DOMAIN RANK:

**42**

	Baseline Year	%	Current Year	%	Number	Change
Low-birthweight babies	2013-15	11.3	2018-20	11.5	101	SAME
Uninsured children	2015	6.9	2020	7.4	403	SAME
Overweight and obese 1st, 3rd, and 6th grade students	2016-17	42.8	2020-21	42.3	276	SAME
High school teens who used alcohol/drugs (past 30 days)	2016	36.6	2022	24.0	—	BETTER



## FAMILY AND COMMUNITY

DOMAIN RANK:

**16**

	Baseline Year	%	Current Year	%	Number	Change
Children in single parent families	2011-15	33.3	2016-20	35.7	1,605	WORSE
Children living in high poverty areas	2011-15	0.0	2016-20	0.0	0	SAME
Children with verified maltreatment (per 1,000)	2016-17	20.7	2020-21	6.4	34	BETTER
Youth contacts with the juvenile justice system (per 1,000)	2016-17	16.7	2020-21	10.7	57	BETTER

FLORIDA

POLICY

INSTITUTE

phone

407.440.1421

email

info@floridapolicy.org

twitter

@floridapolicy

instagram

@floridapolicy

facebook

address

/flpolicyinstitute

1001 N. Orange Ave

Orlando, FL 32801

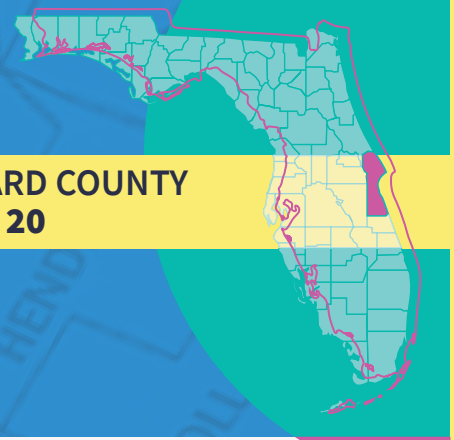
website

www.floridapolicy.org

# 2022 FLORIDA CHILD WELL-BEING INDEX

Keeping a focus on making life **better for our children**

**BREVARD COUNTY  
RANK: 20**



## ECONOMIC WELL-BEING

DOMAIN RANK:

6

	Baseline Year	%	Current Year	%	Number	Change
Children in poverty	2016	21.7	2020	13.5	14,490	BETTER
Unemployment rate	2017	4.4	2021	4.0	11,702	SAME
High housing cost burden (>30% income spent)	2011-15	33.0	2016-20	28.9	68,322	BETTER
Teens not in school and not working	2011-15	7.2	2016-20	6.3	1,612	SAME



## EDUCATION

DOMAIN RANK:

32

	Baseline Year	%	Current Year	%	Number	Change
3 and 4 year old children not enrolled in school	2011-15	50.7	2016-20	46.5	5,134	BETTER
4th grade students not proficient in English Language Arts	2016-17	70.0	2020-21	73.0	3,648	WORSE
8th grade students not proficient in math	2016-17	84.0	2020-21	93.0	1,897	WORSE
High school students not graduating on time	2016-17	14.1	2020-21	9.4	—	BETTER



## HEALTH

DOMAIN RANK:

44

	Baseline Year	%	Current Year	%	Number	Change
Low-birthweight babies	2013-15	7.9	2018-20	8.1	1,251	SAME
Uninsured children	2015	6.3	2020	6.0	6,816	SAME
Overweight and obese 1st, 3rd, and 6th grade students	2016-17	23.6	2020-21	12.5	1,961	BETTER
High school teens who used alcohol/drugs (past 30 days)	2016	29.0	2022	29.3	—	SAME



## FAMILY AND COMMUNITY

DOMAIN RANK:

26

	Baseline Year	%	Current Year	%	Number	Change
Children in single parent families	2011-15	36.3	2016-20	29.8	28,028	BETTER
Children living in high poverty areas	2011-15	7.0	2016-20	3.9	4,241	BETTER
Children with verified maltreatment (per 1,000)	2016-17	12.3	2020-21	9.0	988	BETTER
Youth contacts with the juvenile justice system (per 1,000)	2016-17	19.0	2020-21	8.2	902	BETTER

FLORIDA

POLICY

INSTITUTE

phone

407.440.1421

email

info@floridapolicy.org

twitter

@floridapolicy

instagram

@floridapolicy

facebook

address

/flpolicyinstitute

1001 N. Orange Ave

Orlando, FL 32801

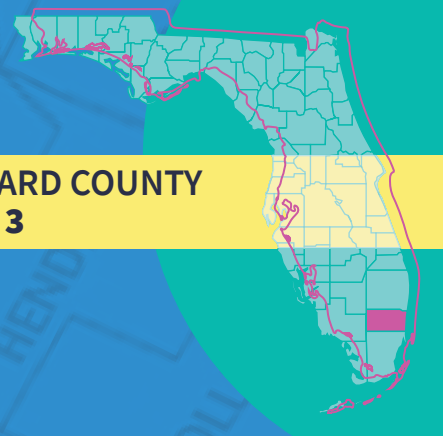
website

www.floridapolicy.org

# 2022 FLORIDA CHILD WELL-BEING INDEX

Keeping a focus on making life **better for our children**

**BROWARD COUNTY  
RANK: 3**



## ECONOMIC WELL-BEING

DOMAIN RANK:

17

	Baseline Year	%	Current Year	%	Number	Change
Children in poverty	2016	18.3	2020	14.1	56,676	BETTER
Unemployment rate	2017	4.0	2021	4.9	50,390	SAME
High housing cost burden (>30% income spent)	2011-15	45.5	2016-20	42.8	301,860	BETTER
Teens not in school and not working	2011-15	7.0	2016-20	6.3	5,576	SAME



## EDUCATION

DOMAIN RANK:

31

	Baseline Year	%	Current Year	%	Number	Change
3 and 4 year old children not enrolled in school	2011-15	41.4	2016-20	40.8	18,968	SAME
4th grade students not proficient in English Language Arts	2016-17	70.0	2020-21	78.0	13,997	WORSE
8th grade students not proficient in math	2016-17	76.0	2020-21	91.0	8,670	WORSE
High school students not graduating on time	2016-17	19.0	2020-21	10.9	—	BETTER



## HEALTH

DOMAIN RANK:

3

	Baseline Year	%	Current Year	%	Number	Change
Low-birthweight babies	2013-15	9.5	2018-20	9.4	6,008	SAME
Uninsured children	2015	7.3	2020	7.8	32,372	SAME
Overweight and obese 1st, 3rd, and 6th grade students	2016-17	27.0	2020-21	11.4	6,532	BETTER
High school teens who used alcohol/drugs (past 30 days)	2016	34.2	2022	15.7	—	BETTER



## FAMILY AND COMMUNITY

DOMAIN RANK:

7

	Baseline Year	%	Current Year	%	Number	Change
Children in single parent families	2011-15	35.7	2016-20	36.0	127,338	SAME
Children living in high poverty areas	2011-15	9.3	2016-20	5.8	23,841	BETTER
Children with verified maltreatment (per 1,000)	2016-17	11.9	2020-21	4.4	1,756	BETTER
Youth contacts with the juvenile justice system (per 1,000)	2016-17	10.6	2020-21	3.9	1,555	BETTER

FLORIDA

POLICY

INSTITUTE

phone

407.440.1421

email

info@floridapolicy.org

twitter

@floridapolicy

instagram

@floridapolicy

facebook

address

/flpolicyinstitute

1001 N. Orange Ave

Orlando, FL 32801

website

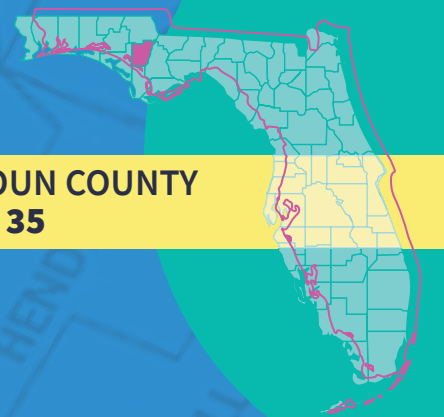
www.floridapolicy.org



# 2022 FLORIDA CHILD WELL-BEING INDEX

Keeping a focus on making life **better for our children**

**CALHOUN COUNTY  
RANK: 35**



## ECONOMIC WELL-BEING

DOMAIN RANK:

**56**

	Baseline Year	%	Current Year	%	Number	Change
Children in poverty	2016	30.9	2020	28.7	787	BETTER
Unemployment rate	2017	4.9	2021	4.5	218	SAME
High housing cost burden (>30% income spent)	2011-15	26.3	2016-20	22.2	1,002	BETTER
Teens not in school and not working	2011-15	8.8	2016-20	8.1	31	SAME



## EDUCATION

DOMAIN RANK:

**48**

	Baseline Year	%	Current Year	%	Number	Change
3 and 4 year old children not enrolled in school	2011-15	73.3	2016-20	77.8	158	WORSE
4th grade students not proficient in English Language Arts	2016-17	71.0	2020-21	70.0	91	SAME
8th grade students not proficient in math	2016-17	81.0	2020-21	83.0	95	WORSE
High school students not graduating on time	2016-17	19.1	2020-21	6.9	—	BETTER



## HEALTH

DOMAIN RANK:

**53**

	Baseline Year	%	Current Year	%	Number	Change
Low-birthweight babies	2013-15	10.3	2018-20	8.1	31	WORSE
Uninsured children	2015	7.6	2020	7.8	217	SAME
Overweight and obese 1st, 3rd, and 6th grade students	2016-17	42.4	2020-21	27.0	120	BETTER
High school teens who used alcohol/drugs (past 30 days)	2016	39.0	2022	29.0	—	BETTER



## FAMILY AND COMMUNITY

DOMAIN RANK:

**5**

	Baseline Year	%	Current Year	%	Number	Change
Children in single parent families	2011-15	33.1	2016-20	20.8	441	BETTER
Children living in high poverty areas	2011-15	0.0	2016-20	0.0	0	SAME
Children with verified maltreatment (per 1,000)	2016-17	9.9	2020-21	5.9	16	BETTER
Youth contacts with the juvenile justice system (per 1,000)	2016-17	9.9	2020-21	7.3	20	BETTER

FLORIDA

POLICY

INSTITUTE

phone

407.440.1421

email

info@floridapolicy.org

twitter

@floridapolicy

instagram

@floridapolicy

facebook

/flpolicyinstitute

address

1001 N. Orange Ave

Orlando, FL 32801

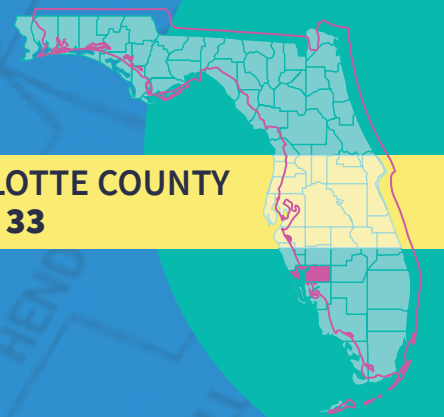
website

www.floridapolicy.org

# 2022 FLORIDA CHILD WELL-BEING INDEX

Keeping a focus on making life **better for our children**

**CHARLOTTE COUNTY  
RANK: 33**



## ECONOMIC WELL-BEING

DOMAIN RANK:

**20**

	Baseline Year	%	Current Year	%	Number	Change
Children in poverty	2016	23.4	2020	15.8	3,505	BETTER
Unemployment rate	2017	4.8	2021	4.4	3,188	SAME
High housing cost burden (>30% income spent)	2011-15	33.0	2016-20	28.4	22,652	BETTER
Teens not in school and not working	2011-15	7.8	2016-20	10.9	585	WORSE



## EDUCATION

DOMAIN RANK:

**44**

	Baseline Year	%	Current Year	%	Number	Change
3 and 4 year old children not enrolled in school	2011-15	62.5	2016-20	66.1	1,668	WORSE
4th grade students not proficient in English Language Arts	2016-17	71.0	2020-21	75.0	744	WORSE
8th grade students not proficient in math	2016-17	86.0	2020-21	83.0	574	BETTER
High school students not graduating on time	2016-17	19.0	2020-21	9.1	—	BETTER



## HEALTH

DOMAIN RANK:

**37**

	Baseline Year	%	Current Year	%	Number	Change
Low-birthweight babies	2013-15	8.2	2018-20	8.9	271	SAME
Uninsured children	2015	8.3	2020	7.2	1,686	BETTER
Overweight and obese 1st, 3rd, and 6th grade students	2016-17	30.2	2020-21	26.2	848	BETTER
High school teens who used alcohol/drugs (past 30 days)	2016	31.4	2022	26.1	—	BETTER



## FAMILY AND COMMUNITY

DOMAIN RANK:

**40**

	Baseline Year	%	Current Year	%	Number	Change
Children in single parent families	2011-15	32.9	2016-20	32.5	5,875	SAME
Children living in high poverty areas	2011-15	2.1	2016-20	0.0	0	BETTER
Children with verified maltreatment (per 1,000)	2016-17	17.3	2020-21	17.0	384	SAME
Youth contacts with the juvenile justice system (per 1,000)	2016-17	20.4	2020-21	10.8	245	BETTER

FLORIDA

POLICY

INSTITUTE

phone

407.440.1421

email

info@floridapolicy.org

twitter

@floridapolicy

instagram

@floridapolicy

facebook

address

/flpolicyinstitute

1001 N. Orange Ave

Orlando, FL 32801

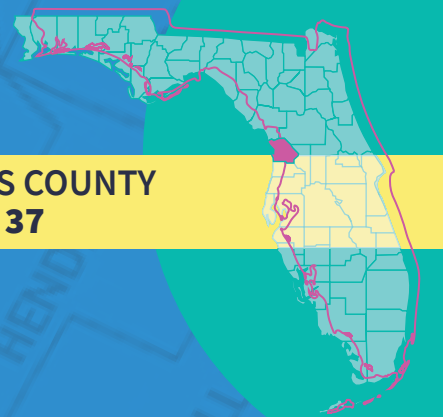
website

www.floridapolicy.org

# 2022 FLORIDA CHILD WELL-BEING INDEX

Keeping a focus on making life **better for our children**

**CITRUS COUNTY  
RANK: 37**



## ECONOMIC WELL-BEING

DOMAIN RANK:

**44**

	Baseline Year	%	Current Year	%	Number	Change
Children in poverty	2016	28.6	2020	23.1	5,029	BETTER
Unemployment rate	2017	6.0	2021	5.7	2,687	SAME
High housing cost burden (>30% income spent)	2011-15	28.5	2016-20	24.0	15,477	BETTER
Teens not in school and not working	2011-15	10.1	2016-20	8.6	415	BETTER



## EDUCATION

DOMAIN RANK:

**34**

	Baseline Year	%	Current Year	%	Number	Change
3 and 4 year old children not enrolled in school	2011-15	58.4	2016-20	60.6	1,317	WORSE
4th grade students not proficient in English Language Arts	2016-17	72.0	2020-21	68.0	711	BETTER
8th grade students not proficient in math	2016-17	78.0	2020-21	86.0	665	WORSE
High school students not graduating on time	2016-17	21.1	2020-21	11.9	—	BETTER



## HEALTH

DOMAIN RANK:

**29**

	Baseline Year	%	Current Year	%	Number	Change
Low-birthweight babies	2013-15	9.3	2018-20	8.1	251	BETTER
Uninsured children	2015	6.9	2020	6.2	1,412	SAME
Overweight and obese 1st, 3rd, and 6th grade students	2016-17	36.9	2020-21	21.2	712	BETTER
High school teens who used alcohol/drugs (past 30 days)	2016	39.2	2022	25.8	—	BETTER



## FAMILY AND COMMUNITY

DOMAIN RANK:

**30**

	Baseline Year	%	Current Year	%	Number	Change
Children in single parent families	2011-15	36.9	2016-20	38.8	6,931	WORSE
Children living in high poverty areas	2011-15	9.1	2016-20	8.1	1,775	SAME
Children with verified maltreatment (per 1,000)	2016-17	16.5	2020-21	8.5	190	BETTER
Youth contacts with the juvenile justice system (per 1,000)	2016-17	13.5	2020-21	7.0	156	BETTER

FLORIDA

POLICY

INSTITUTE

phone

407.440.1421

email

info@floridapolicy.org

twitter

@floridapolicy

instagram

@floridapolicy

facebook

address

/flpolicyinstitute

1001 N. Orange Ave

Orlando, FL 32801

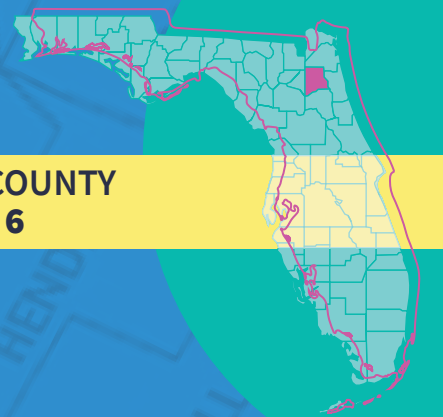
website

www.floridapolicy.org

# 2022 FLORIDA CHILD WELL-BEING INDEX

Keeping a focus on making life **better for our children**

CLAY COUNTY  
RANK: 6



## ECONOMIC WELL-BEING

DOMAIN RANK:

5

	Baseline Year	%	Current Year	%	Number	Change
Children in poverty	2016	13.5	2020	12.9	6,467	SAME
Unemployment rate	2017	4.0	2021	3.5	3,804	SAME
High housing cost burden (>30% income spent)	2011-15	28.5	2016-20	23.6	17,822	BETTER
Teens not in school and not working	2011-15	8.3	2016-20	6.0	686	BETTER



## EDUCATION

DOMAIN RANK:

10

	Baseline Year	%	Current Year	%	Number	Change
3 and 4 year old children not enrolled in school	2011-15	50.5	2016-20	56.0	2,667	WORSE
4th grade students not proficient in English Language Arts	2016-17	71.0	2020-21	66.0	1,690	BETTER
8th grade students not proficient in math	2016-17	77.0	2020-21	76.0	1,751	BETTER
High school students not graduating on time	2016-17	11.6	2020-21	7.3	—	BETTER



## HEALTH

DOMAIN RANK:

31

	Baseline Year	%	Current Year	%	Number	Change
Low-birthweight babies	2013-15	8.3	2018-20	8.2	534	SAME
Uninsured children	2015	6.2	2020	7.7	4,076	WORSE
Overweight and obese 1st, 3rd, and 6th grade students	2016-17	30.8	2020-21	23.2	1,908	BETTER
High school teens who used alcohol/drugs (past 30 days)	2016	35.1	2022	24.8	—	BETTER



## FAMILY AND COMMUNITY

DOMAIN RANK:

8

	Baseline Year	%	Current Year	%	Number	Change
Children in single parent families	2011-15	27.4	2016-20	25.7	11,074	BETTER
Children living in high poverty areas	2011-15	0.0	2016-20	0.0	0	SAME
Children with verified maltreatment (per 1,000)	2016-17	9.8	2020-21	11.0	571	WORSE
Youth contacts with the juvenile justice system (per 1,000)	2016-17	9.6	2020-21	4.3	222	BETTER

FLORIDA

POLICY

INSTITUTE

phone

407.440.1421

email

info@floridapolicy.org

twitter

@floridapolicy

instagram

@floridapolicy

facebook

address

/flpolicyinstitute

1001 N. Orange Ave

Orlando, FL 32801

website

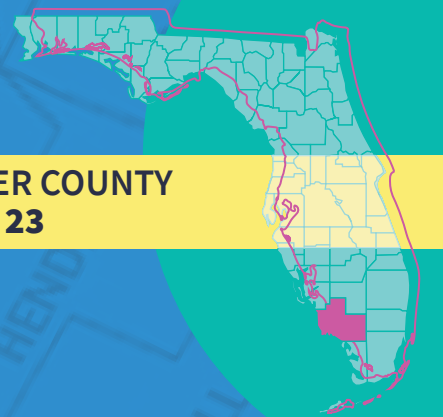
www.floridapolicy.org



# 2022 FLORIDA CHILD WELL-BEING INDEX

Keeping a focus on making life **better for our children**

**COLLIER COUNTY  
RANK: 23**



## ECONOMIC WELL-BEING

DOMAIN RANK:

**11**

	Baseline Year	%	Current Year	%	Number	Change
Children in poverty	2016	18.3	2020	14.9	9,469	BETTER
Unemployment rate	2017	4.2	2021	3.7	6,617	SAME
High housing cost burden (>30% income spent)	2011-15	36.4	2016-20	33.2	49,072	BETTER
Teens not in school and not working	2011-15	9.3	2016-20	6.4	926	BETTER



## EDUCATION

DOMAIN RANK:

**46**

	Baseline Year	%	Current Year	%	Number	Change
3 and 4 year old children not enrolled in school	2011-15	58.6	2016-20	70.5	5,014	WORSE
4th grade students not proficient in English Language Arts	2016-17	70.0	2020-21	71.0	2,475	SAME
8th grade students not proficient in math	2016-17	86.0	2020-21	86.0	1,302	SAME
High school students not graduating on time	2016-17	11.8	2020-21	7.3	—	BETTER



## HEALTH

DOMAIN RANK:

**33**

	Baseline Year	%	Current Year	%	Number	Change
Low-birthweight babies	2013-15	6.9	2018-20	7.1	671	SAME
Uninsured children	2015	12.9	2020	10.6	7,157	BETTER
Overweight and obese 1st, 3rd, and 6th grade students	2016-17	38.3	2020-21	12.5	1,283	BETTER
High school teens who used alcohol/drugs (past 30 days)	2016	33.7	2022	24.0	—	BETTER



## FAMILY AND COMMUNITY

DOMAIN RANK:

**29**

	Baseline Year	%	Current Year	%	Number	Change
Children in single parent families	2011-15	32.3	2016-20	34.6	19,856	WORSE
Children living in high poverty areas	2011-15	19.1	2016-20	6.2	4,036	BETTER
Children with verified maltreatment (per 1,000)	2016-17	7.4	2020-21	5.4	336	BETTER
Youth contacts with the juvenile justice system (per 1,000)	2016-17	14.6	2020-21	11.4	716	BETTER

FLORIDA

POLICY

INSTITUTE

phone

407.440.1421

email

info@floridapolicy.org

twitter

@floridapolicy

instagram

@floridapolicy

facebook

address

/flpolicyinstitute

1001 N. Orange Ave

Orlando, FL 32801

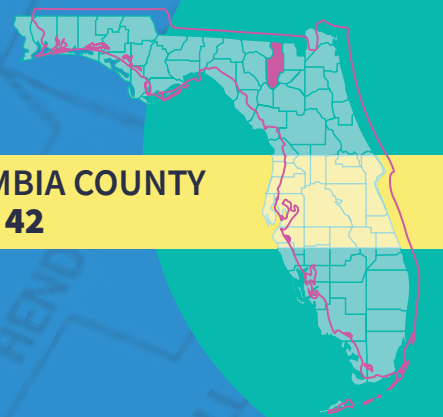
website

www.floridapolicy.org

# 2022 FLORIDA CHILD WELL-BEING INDEX

Keeping a focus on making life **better for our children**

**COLUMBIA COUNTY  
RANK: 42**



## ECONOMIC WELL-BEING

DOMAIN RANK:

**41**

	Baseline Year	%	Current Year	%	Number	Change
Children in poverty	2016	26.4	2020	22.8	3,482	BETTER
Unemployment rate	2017	4.4	2021	4.5	1,324	SAME
High housing cost burden (>30% income spent)	2011-15	27.1	2016-20	23.8	5,988	BETTER
Teens not in school and not working	2011-15	18.2	2016-20	25.5	910	WORSE



## EDUCATION

DOMAIN RANK:

**26**

	Baseline Year	%	Current Year	%	Number	Change
3 and 4 year old children not enrolled in school	2011-15	51.3	2016-20	46.0	821	BETTER
4th grade students not proficient in English Language Arts	2016-17	74.0	2020-21	69.0	477	BETTER
8th grade students not proficient in math	2016-17	88.0	2020-21	97.0	270	WORSE
High school students not graduating on time	2016-17	29.3	2020-21	4.4	—	BETTER



## HEALTH

DOMAIN RANK:

**63**

	Baseline Year	%	Current Year	%	Number	Change
Low-birthweight babies	2013-15	10.1	2018-20	10.9	255	SAME
Uninsured children	2015	6.4	2020	7.4	1,155	WORSE
Overweight and obese 1st, 3rd, and 6th grade students	2016-17	39.5	2020-21	36.8	820	BETTER
High school teens who used alcohol/drugs (past 30 days)	2016	33.9	2022	31.1	—	BETTER



## FAMILY AND COMMUNITY

DOMAIN RANK:

**20**

	Baseline Year	%	Current Year	%	Number	Change
Children in single parent families	2011-15	38.1	2016-20	34.1	4,082	BETTER
Children living in high poverty areas	2011-15	8.1	2016-20	0.0	0	BETTER
Children with verified maltreatment (per 1,000)	2016-17	23.1	2020-21	9.4	140	BETTER
Youth contacts with the juvenile justice system (per 1,000)	2016-17	18.7	2020-21	9.3	139	BETTER

FLORIDA

POLICY

INSTITUTE

phone

407.440.1421

email

info@floridapolicy.org

twitter

@floridapolicy

instagram

@floridapolicy

facebook

address

/flpolicyinstitute

1001 N. Orange Ave

Orlando, FL 32801

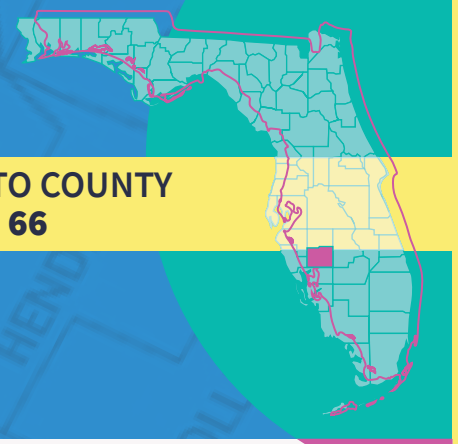
website

www.floridapolicy.org

# 2022 FLORIDA CHILD WELL-BEING INDEX

Keeping a focus on making life **better for our children**

**DESOTO COUNTY  
RANK: 66**



## ECONOMIC WELL-BEING

DOMAIN RANK:

**50**

	Baseline Year	%	Current Year	%	Number	Change
Children in poverty	2016	42.0	2020	27.6	1,863	BETTER
Unemployment rate	2017	4.5	2021	3.8	561	SAME
High housing cost burden (>30% income spent)	2011-15	29.6	2016-20	28.6	3,550	BETTER
Teens not in school and not working	2011-15	20.8	2016-20	9.5	191	BETTER



## EDUCATION

DOMAIN RANK:

**63**

	Baseline Year	%	Current Year	%	Number	Change
3 and 4 year old children not enrolled in school	2011-15	64.4	2016-20	57.1	433	BETTER
4th grade students not proficient in English Language Arts	2016-17	82.0	2020-21	76.0	318	BETTER
8th grade students not proficient in math	2016-17	98.0	2020-21	99.0	215	WORSE
High school students not graduating on time	2016-17	36.2	2020-21	18.0	—	BETTER



## HEALTH

DOMAIN RANK:

**46**

	Baseline Year	%	Current Year	%	Number	Change
Low-birthweight babies	2013-15	7.2	2018-20	7.8	90	SAME
Uninsured children	2015	11.0	2020	10.0	686	BETTER
Overweight and obese 1st, 3rd, and 6th grade students	2016-17	47.6	2020-21	31.3	326	BETTER
High school teens who used alcohol/drugs (past 30 days)	2016	30.9	2022	25.5	—	BETTER



## FAMILY AND COMMUNITY

DOMAIN RANK:

**66**

	Baseline Year	%	Current Year	%	Number	Change
Children in single parent families	2011-15	45.5	2016-20	31.0	1,844	BETTER
Children living in high poverty areas	2011-15	44.0	2016-20	42.2	3,041	BETTER
Children with verified maltreatment (per 1,000)	2016-17	27.6	2020-21	9.8	68	BETTER
Youth contacts with the juvenile justice system (per 1,000)	2016-17	17.1	2020-21	24.1	168	WORSE

FLORIDA

POLICY

INSTITUTE

phone

407.440.1421

email

info@floridapolicy.org

twitter

@floridapolicy

instagram

@floridapolicy

facebook

address

/flpolicyinstitute

1001 N. Orange Ave

Orlando, FL 32801

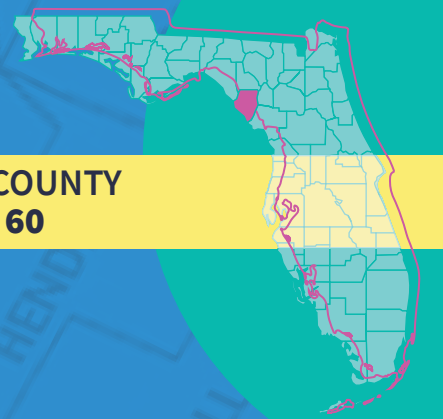
website

www.floridapolicy.org

# 2022 FLORIDA CHILD WELL-BEING INDEX

Keeping a focus on making life **better for our children**

**DIXIE COUNTY  
RANK: 60**



## ECONOMIC WELL-BEING

DOMAIN RANK:

**61**

	Baseline Year	%	Current Year	%	Number	Change
Children in poverty	2016	33.9	2020	31.1	944	BETTER
Unemployment rate	2017	4.8	2021	4.3	257	SAME
High housing cost burden (>30% income spent)	2011-15	25.0	2016-20	12.6	788	BETTER
Teens not in school and not working	2011-15	8.5	2016-20	6.1	41	BETTER



## EDUCATION

DOMAIN RANK:

**51**

	Baseline Year	%	Current Year	%	Number	Change
3 and 4 year old children not enrolled in school	2011-15	69.0	2016-20	51.2	148	BETTER
4th grade students not proficient in English Language Arts	2016-17	82.0	2020-21	76.0	112	BETTER
8th grade students not proficient in math	2016-17	85.0	2020-21	95.0	85	WORSE
High school students not graduating on time	2016-17	10.5	2020-21	16.0	—	WORSE



## HEALTH

DOMAIN RANK:

**65**

	Baseline Year	%	Current Year	%	Number	Change
Low-birthweight babies	2013-15	7.3	2018-20	11.5	56	BETTER
Uninsured children	2015	7.0	2020	6.7	204	SAME
Overweight and obese 1st, 3rd, and 6th grade students	2016-17	34.2	2020-21	33.9	170	SAME
High school teens who used alcohol/drugs (past 30 days)	2016	33.9	2022	35.0	—	WORSE



## FAMILY AND COMMUNITY

DOMAIN RANK:

**55**

	Baseline Year	%	Current Year	%	Number	Change
Children in single parent families	2011-15	42.4	2016-20	16.8	350	BETTER
Children living in high poverty areas	2011-15	0.0	2016-20	20.1	611	WORSE
Children with verified maltreatment (per 1,000)	2016-17	24.4	2020-21	9.2	28	BETTER
Youth contacts with the juvenile justice system (per 1,000)	2016-17	17.7	2020-21	8.3	25	BETTER

FLORIDA

POLICY

INSTITUTE

phone

407.440.1421

email

info@floridapolicy.org

twitter

@floridapolicy

instagram

@floridapolicy

facebook

address

/flpolicyinstitute

1001 N. Orange Ave

Orlando, FL 32801

website

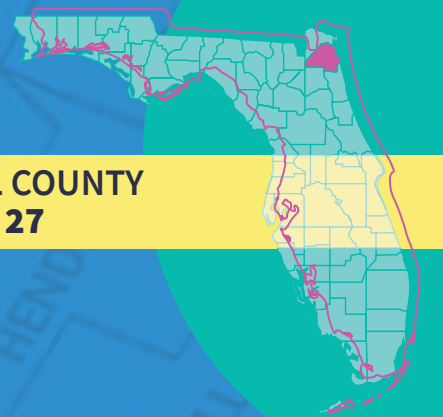
www.floridapolicy.org



# 2022 FLORIDA CHILD WELL-BEING INDEX

Keeping a focus on making life **better for our children**

**DUVAL COUNTY  
RANK: 27**



## ECONOMIC WELL-BEING

DOMAIN RANK:

**35**

	Baseline Year	%	Current Year	%	Number	Change
Children in poverty	2016	20.6	2020	21.1	44,840	SAME
Unemployment rate	2017	4.3	2021	4.5	21,957	SAME
High housing cost burden (>30% income spent)	2011-15	38.4	2016-20	33.0	121,845	BETTER
Teens not in school and not working	2011-15	9.6	2016-20	9.5	4,145	SAME



## EDUCATION

DOMAIN RANK:

**43**

	Baseline Year	%	Current Year	%	Number	Change
3 and 4 year old children not enrolled in school	2011-15	52.1	2016-20	56.5	14,451	WORSE
4th grade students not proficient in English Language Arts	2016-17	74.0	2020-21	76.0	7,415	WORSE
8th grade students not proficient in math	2016-17	92.0	2020-21	90.0	4,312	BETTER
High school students not graduating on time	2016-17	19.2	2020-21	10.4	—	BETTER



## HEALTH

DOMAIN RANK:

**8**

	Baseline Year	%	Current Year	%	Number	Change
Low-birthweight babies	2013-15	9.6	2018-20	10.2	3,942	SAME
Uninsured children	2015	6.1	2020	4.8	10,420	BETTER
Overweight and obese 1st, 3rd, and 6th grade students	2016-17	29.6	2020-21	19.6	5,952	BETTER
High school teens who used alcohol/drugs (past 30 days)	2016	33.4	2022	20.1	—	BETTER



## FAMILY AND COMMUNITY

DOMAIN RANK:

**36**

	Baseline Year	%	Current Year	%	Number	Change
Children in single parent families	2011-15	40.8	2016-20	39.2	74,215	BETTER
Children living in high poverty areas	2011-15	15.4	2016-20	10.0	21,333	BETTER
Children with verified maltreatment (per 1,000)	2016-17	11.8	2020-21	10.2	2,172	BETTER
Youth contacts with the juvenile justice system (per 1,000)	2016-17	14.3	2020-21	6.1	1,299	BETTER

FLORIDA

POLICY

INSTITUTE

phone

407.440.1421

email

info@floridapolicy.org

twitter

@floridapolicy

instagram

@floridapolicy

facebook

address

/flpolicyinstitute

1001 N. Orange Ave

Orlando, FL 32801

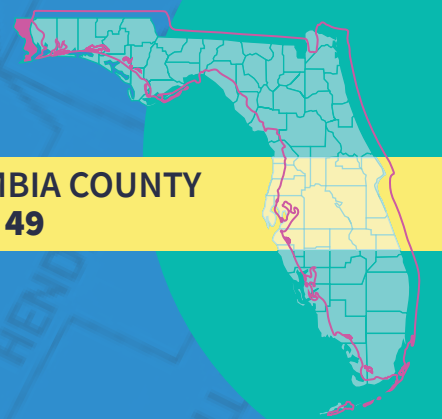
website

www.floridapolicy.org

# 2022 FLORIDA CHILD WELL-BEING INDEX

Keeping a focus on making life **better for our children**

**ESCAMBIA COUNTY  
RANK: 49**



## ECONOMIC WELL-BEING

DOMAIN RANK:

**32**

	Baseline Year	%	Current Year	%	Number	Change
Children in poverty	2016	25.8	2020	20.4	13,381	BETTER
Unemployment rate	2017	4.3	2021	4.5	6,613	SAME
High housing cost burden (>30% income spent)	2011-15	32.5	2016-20	29.3	35,827	BETTER
Teens not in school and not working	2011-15	7.0	2016-20	8.2	1,499	WORSE



## EDUCATION

DOMAIN RANK:

**40**

	Baseline Year	%	Current Year	%	Number	Change
3 and 4 year old children not enrolled in school	2011-15	51.2	2016-20	51.4	3,523	SAME
4th grade students not proficient in English Language Arts	2016-17	77.0	2020-21	70.0	1,929	BETTER
8th grade students not proficient in math	2016-17	92.0	2020-21	95.0	1,804	WORSE
High school students not graduating on time	2016-17	20.5	2020-21	13.0	—	BETTER



## HEALTH

DOMAIN RANK:

**17**

	Baseline Year	%	Current Year	%	Number	Change
Low-birthweight babies	2013-15	10.3	2018-20	10.6	1,200	SAME
Uninsured children	2015	5.6	2020	6.3	4,247	SAME
Overweight and obese 1st, 3rd, and 6th grade students	2016-17	35.2	2020-21	9.7	862	BETTER
High school teens who used alcohol/drugs (past 30 days)	2016	30.1	2022	20.6	—	BETTER



## FAMILY AND COMMUNITY

DOMAIN RANK:

**59**

	Baseline Year	%	Current Year	%	Number	Change
Children in single parent families	2011-15	37.8	2016-20	38.1	20,976	SAME
Children living in high poverty areas	2011-15	9.6	2016-20	6.7	4,418	BETTER
Children with verified maltreatment (per 1,000)	2016-17	17.1	2020-21	18.9	1,204	WORSE
Youth contacts with the juvenile justice system (per 1,000)	2016-17	27.3	2020-21	16.3	1,037	BETTER

FLORIDA

POLICY

INSTITUTE

phone

407.440.1421

email

info@floridapolicy.org

twitter

@floridapolicy

instagram

@floridapolicy

facebook

address

/flpolicyinstitute

1001 N. Orange Ave

Orlando, FL 32801

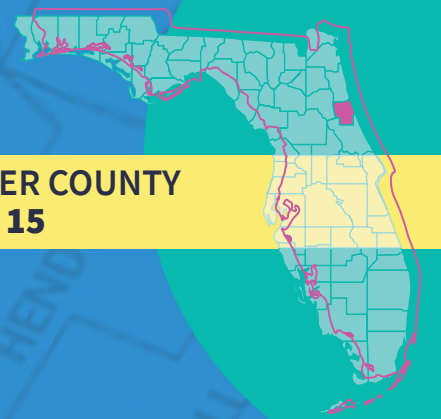
website

www.floridapolicy.org

# 2022 FLORIDA CHILD WELL-BEING INDEX

Keeping a focus on making life **better for our children**

**FLAGLER COUNTY  
RANK: 15**



## ECONOMIC WELL-BEING

DOMAIN RANK:

**25**

	Baseline Year	%	Current Year	%	Number	Change
Children in poverty	2016	19.3	2020	16.3	3,101	BETTER
Unemployment rate	2017	4.9	2021	4.6	2,242	SAME
High housing cost burden (>30% income spent)	2011-15	34.4	2016-20	30.3	13,358	BETTER
Teens not in school and not working	2011-15	12.5	2016-20	4.6	209	BETTER



## EDUCATION

DOMAIN RANK:

**56**

	Baseline Year	%	Current Year	%	Number	Change
3 and 4 year old children not enrolled in school	2011-15	56.0	2016-20	58.5	1,131	WORSE
4th grade students not proficient in English Language Arts	2016-17	73.0	2020-21	90.0	765	WORSE
8th grade students not proficient in math	2016-17	80.0	2020-21	87.0	542	WORSE
High school students not graduating on time	2016-17	18.9	2020-21	8.8	—	BETTER



## HEALTH

DOMAIN RANK:

**34**

	Baseline Year	%	Current Year	%	Number	Change
Low-birthweight babies	2013-15	7.3	2018-20	8.7	209	WORSE
Uninsured children	2015	9.1	2020	8.1	1,611	BETTER
Overweight and obese 1st, 3rd, and 6th grade students	2016-17	26.1	2020-21	21.5	593	BETTER
High school teens who used alcohol/drugs (past 30 days)	2016	34.0	2022	25.0	—	BETTER



## FAMILY AND COMMUNITY

DOMAIN RANK:

**11**

	Baseline Year	%	Current Year	%	Number	Change
Children in single parent families	2011-15	32.0	2016-20	29.0	4,607	BETTER
Children living in high poverty areas	2011-15	0.0	2016-20	0.0	0	SAME
Children with verified maltreatment (per 1,000)	2016-17	14.2	2020-21	8.7	166	BETTER
Youth contacts with the juvenile justice system (per 1,000)	2016-17	14.7	2020-21	7.6	144	BETTER

FLORIDA

POLICY

INSTITUTE

phone

407.440.1421

email

info@floridapolicy.org

twitter

@floridapolicy

instagram

@floridapolicy

facebook

address

/flpolicyinstitute

1001 N. Orange Ave

Orlando, FL 32801

website

www.floridapolicy.org

# 2022 FLORIDA CHILD WELL-BEING INDEX

Keeping a focus on making life **better for our children**

**FRANKLIN COUNTY  
RANK: 63**



## ECONOMIC WELL-BEING

DOMAIN RANK:

**59**

	Baseline Year	%	Current Year	%	Number	Change
Children in poverty	2016	35.9	2020	30.8	563	BETTER
Unemployment rate	2017	3.7	2021	3.8	179	SAME
High housing cost burden (>30% income spent)	2011-15	29.8	2016-20	27.1	1,269	BETTER
Teens not in school and not working	2011-15	1.0	2016-20	13.7	56	WORSE



## EDUCATION

DOMAIN RANK:

**67**

	Baseline Year	%	Current Year	%	Number	Change
3 and 4 year old children not enrolled in school	2011-15	58.7	2016-20	62.0	132	WORSE
4th grade students not proficient in English Language Arts	2016-17	86.0	2020-21	93.0	74	WORSE
8th grade students not proficient in math	2016-17	92.0	2020-21	98.0	39	WORSE
High school students not graduating on time	2016-17	25.4	2020-21	25.6	—	SAME



## HEALTH

DOMAIN RANK:

**28**

	Baseline Year	%	Current Year	%	Number	Change
Low-birthweight babies	2013-15	6.6	2018-20	7.0	20	SAME
Uninsured children	2015	8.4	2020	9.7	179	WORSE
Overweight and obese 1st, 3rd, and 6th grade students	2016-17	37.3	2020-21	45.5	135	WORSE
High school teens who used alcohol/drugs (past 30 days)	2016	34.2	2022	22.3	—	BETTER



## FAMILY AND COMMUNITY

DOMAIN RANK:

**65**

	Baseline Year	%	Current Year	%	Number	Change
Children in single parent families	2011-15	37.3	2016-20	39.9	620	WORSE
Children living in high poverty areas	2011-15	29.8	2016-20	13.0	245	BETTER
Children with verified maltreatment (per 1,000)	2016-17	13.0	2020-21	32.7	62	WORSE
Youth contacts with the juvenile justice system (per 1,000)	2016-17	20.1	2020-21	23.7	45	WORSE

FLORIDA

POLICY

INSTITUTE

phone

407.440.1421

email

info@floridapolicy.org

twitter

@floridapolicy

instagram

@floridapolicy

facebook

address

/flpolicyinstitute

1001 N. Orange Ave

Orlando, FL 32801

website

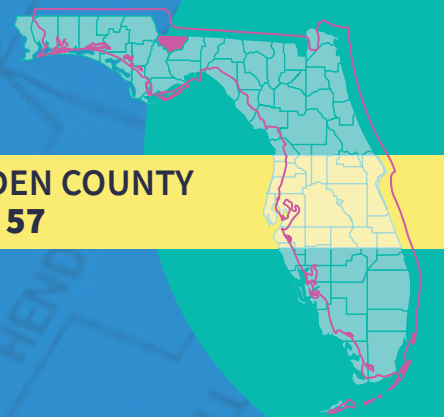
www.floridapolicy.org



# 2022 FLORIDA CHILD WELL-BEING INDEX

Keeping a focus on making life **better for our children**

**GADSDEN COUNTY  
RANK: 57**



## ECONOMIC WELL-BEING

DOMAIN RANK:

**66**

	Baseline Year	%	Current Year	%	Number	Change
Children in poverty	2016	33.8	2020	34.9	3,325	WORSE
Unemployment rate	2017	5.6	2021	5.4	1,033	SAME
High housing cost burden (>30% income spent)	2011-15	28.7	2016-20	23.6	4,087	BETTER
Teens not in school and not working	2011-15	12.8	2016-20	15.9	288	WORSE



## EDUCATION

DOMAIN RANK:

**12**

	Baseline Year	%	Current Year	%	Number	Change
3 and 4 year old children not enrolled in school	2011-15	33.0	2016-20	25.9	277	BETTER
4th grade students not proficient in English Language Arts	2016-17	88.0	2020-21	71.0	244	BETTER
8th grade students not proficient in math	2016-17	94.0	2020-21	93.0	196	BETTER
High school students not graduating on time	2016-17	50.0	2020-21	17.3	—	BETTER



## HEALTH

DOMAIN RANK:

**38**

	Baseline Year	%	Current Year	%	Number	Change
Low-birthweight babies	2013-15	13.4	2018-20	12.9	192	SAME
Uninsured children	2015	7.9	2020	8.6	786	SAME
Overweight and obese 1st, 3rd, and 6th grade students	2016-17	40.8	2020-21	29.7	313	BETTER
High school teens who used alcohol/drugs (past 30 days)	2016	30.2	2022	20.7	—	BETTER



## FAMILY AND COMMUNITY

DOMAIN RANK:

**54**

	Baseline Year	%	Current Year	%	Number	Change
Children in single parent families	2011-15	60.6	2016-20	51.6	4,084	BETTER
Children living in high poverty areas	2011-15	27.0	2016-20	18.0	1,787	BETTER
Children with verified maltreatment (per 1,000)	2016-17	9.2	2020-21	9.4	87	SAME
Youth contacts with the juvenile justice system (per 1,000)	2016-17	15.4	2020-21	10.0	92	BETTER

FLORIDA

POLICY

INSTITUTE

phone

407.440.1421

email

info@floridapolicy.org

twitter

@floridapolicy

instagram

@floridapolicy

facebook

address

/flpolicyinstitute

1001 N. Orange Ave

Orlando, FL 32801

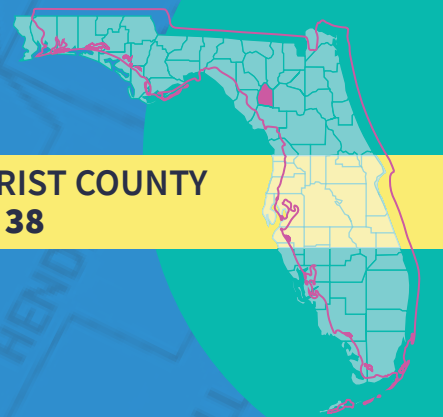
website

www.floridapolicy.org

# 2022 FLORIDA CHILD WELL-BEING INDEX

Keeping a focus on making life **better for our children**

**GILCHRIST COUNTY  
RANK: 38**



## ECONOMIC WELL-BEING

DOMAIN RANK:

**36**

	Baseline Year	%	Current Year	%	Number	Change
Children in poverty	2016	25.0	2020	22.5	828	BETTER
Unemployment rate	2017	4.5	2021	3.7	270	SAME
High housing cost burden (>30% income spent)	2011-15	23.1	2016-20	15.4	1,031	BETTER
Teens not in school and not working	2011-15	44.0	2016-20	12.0	169	BETTER



## EDUCATION

DOMAIN RANK:

**23**

	Baseline Year	%	Current Year	%	Number	Change
3 and 4 year old children not enrolled in school	2011-15	73.2	2016-20	40.3	252	BETTER
4th grade students not proficient in English Language Arts	2016-17	72.0	2020-21	87.0	195	WORSE
8th grade students not proficient in math	2016-17	82.0	2020-21	75.0	79	BETTER
High school students not graduating on time	2016-17	6.6	2020-21	13.3	—	WORSE



## HEALTH

DOMAIN RANK:

**61**

	Baseline Year	%	Current Year	%	Number	Change
Low-birthweight babies	2013-15	8.3	2018-20	7.9	45	SAME
Uninsured children	2015	11.2	2020	8.9	336	BETTER
Overweight and obese 1st, 3rd, and 6th grade students	2016-17	38.9	2020-21	34.1	214	BETTER
High school teens who used alcohol/drugs (past 30 days)	2016	38.5	2022	31.6	—	BETTER



## FAMILY AND COMMUNITY

DOMAIN RANK:

**21**

	Baseline Year	%	Current Year	%	Number	Change
Children in single parent families	2011-15	22.0	2016-20	33.8	899	WORSE
Children living in high poverty areas	2011-15	30.4	2016-20	0.0	0	BETTER
Children with verified maltreatment (per 1,000)	2016-17	7.9	2020-21	6.0	22	BETTER
Youth contacts with the juvenile justice system (per 1,000)	2016-17	18.7	2020-21	12.7	47	BETTER

FLORIDA

POLICY

INSTITUTE

phone

407.440.1421

email

info@floridapolicy.org

twitter

@floridapolicy

instagram

@floridapolicy

facebook

address

/flpolicyinstitute

1001 N. Orange Ave

Orlando, FL 32801

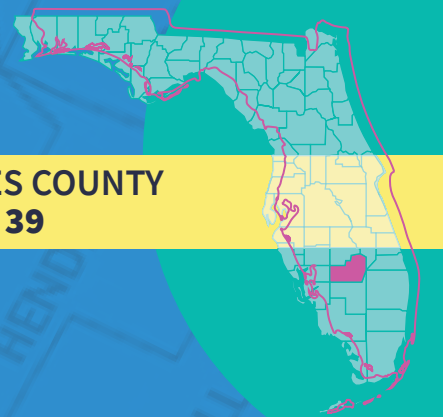
website

www.floridapolicy.org

# 2022 FLORIDA CHILD WELL-BEING INDEX

Keeping a focus on making life **better for our children**

**GLADES COUNTY  
RANK: 39**



## ECONOMIC WELL-BEING

DOMAIN RANK:

**43**

	Baseline Year	%	Current Year	%	Number	Change
Children in poverty	2016	30.7	2020	23.5	459	BETTER
Unemployment rate	2017	5.4	2021	4.2	211	BETTER
High housing cost burden (>30% income spent)	2011-15	25.9	2016-20	20.1	977	BETTER
Teens not in school and not working	2011-15	48.5	2016-20	49.3	248	SAME



## EDUCATION

DOMAIN RANK:

**54**

	Baseline Year	%	Current Year	%	Number	Change
3 and 4 year old children not enrolled in school	2011-15	43.2	2016-20	52.2	128	WORSE
4th grade students not proficient in English Language Arts	2016-17	88.0	2020-21	81.0	119	BETTER
8th grade students not proficient in math	2016-17	84.0	2020-21	87.0	101	WORSE
High school students not graduating on time	2016-17	18.5	2020-21	21.5	—	WORSE



## HEALTH

DOMAIN RANK:

**20**

	Baseline Year	%	Current Year	%	Number	Change
Low-birthweight babies	2013-15	6.4	2018-20	9.5	18	WORSE
Uninsured children	2015	16.9	2020	17.5	353	SAME
Overweight and obese 1st, 3rd, and 6th grade students	2016-17	47.5	2020-21	29.0	142	BETTER
High school teens who used alcohol/drugs (past 30 days)	2016	36.9	2022	10.9	—	BETTER



## FAMILY AND COMMUNITY

DOMAIN RANK:

**39**

	Baseline Year	%	Current Year	%	Number	Change
Children in single parent families	2011-15	39.8	2016-20	36.4	643	BETTER
Children living in high poverty areas	2011-15	0.0	2016-20	0.0	0	SAME
Children with verified maltreatment (per 1,000)	2016-17	21.6	2020-21	22.6	46	SAME
Youth contacts with the juvenile justice system (per 1,000)	2016-17	7.2	2020-21	4.9	10	BETTER

FLORIDA

POLICY

INSTITUTE

phone

407.440.1421

email

info@floridapolicy.org

twitter

@floridapolicy

instagram

@floridapolicy

facebook

address

/flpolicyinstitute

1001 N. Orange Ave

Orlando, FL 32801

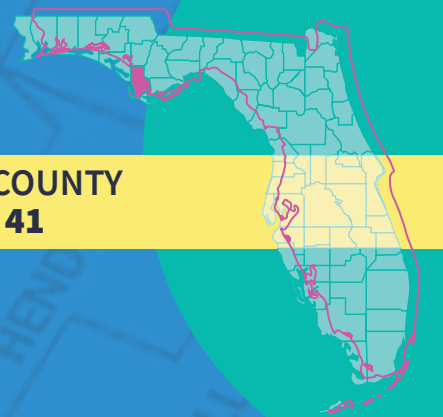
website

www.floridapolicy.org

# 2022 FLORIDA CHILD WELL-BEING INDEX

Keeping a focus on making life **better for our children**

**GULF COUNTY  
RANK: 41**



## ECONOMIC WELL-BEING

DOMAIN RANK:

**45**

	Baseline Year	%	Current Year	%	Number	Change
Children in poverty	2016	29.9	2020	25.2	615	BETTER
Unemployment rate	2017	4.0	2021	3.6	190	SAME
High housing cost burden (>30% income spent)	2011-15	29.3	2016-20	22.6	1,332	BETTER
Teens not in school and not working	2011-15	24.6	2016-20	10.1	56	BETTER



## EDUCATION

DOMAIN RANK:

**27**

	Baseline Year	%	Current Year	%	Number	Change
3 and 4 year old children not enrolled in school	2011-15	50.6	2016-20	33.4	114	BETTER
4th grade students not proficient in English Language Arts	2016-17	79.0	2020-21	87.0	117	WORSE
8th grade students not proficient in math	2016-17	66.0	2020-21	84.0	186	WORSE
High school students not graduating on time	2016-17	15.3	2020-21	13.5	—	BETTER



## HEALTH

DOMAIN RANK:

**39**

	Baseline Year	%	Current Year	%	Number	Change
Low-birthweight babies	2013-15	5.9	2018-20	7.4	26	WORSE
Uninsured children	2015	7.9	2020	7.6	191	SAME
Overweight and obese 1st, 3rd, and 6th grade students	2016-17	37.2	2020-21	41.9	171	WORSE
High school teens who used alcohol/drugs (past 30 days)	2016	40.9	2022	27.4	—	BETTER



## FAMILY AND COMMUNITY

DOMAIN RANK:

**31**

	Baseline Year	%	Current Year	%	Number	Change
Children in single parent families	2011-15	42.9	2016-20	28.9	451	BETTER
Children living in high poverty areas	2011-15	0.0	2016-20	0.0	0	SAME
Children with verified maltreatment (per 1,000)	2016-17	7.5	2020-21	11.0	26	WORSE
Youth contacts with the juvenile justice system (per 1,000)	2016-17	10.6	2020-21	12.7	30	WORSE

FLORIDA

POLICY

INSTITUTE

phone

407.440.1421

email

info@floridapolicy.org

twitter

@floridapolicy

instagram

@floridapolicy

facebook

address

/flpolicyinstitute

1001 N. Orange Ave

Orlando, FL 32801

website

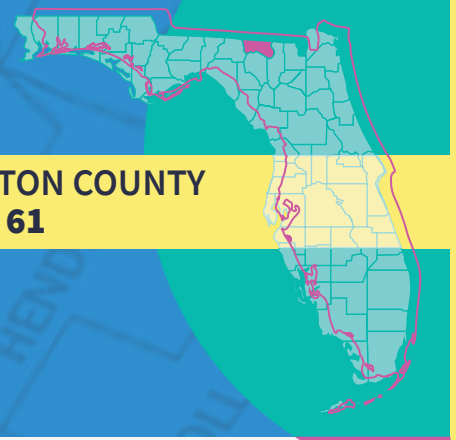
www.floridapolicy.org



# 2022 FLORIDA CHILD WELL-BEING INDEX

Keeping a focus on making life **better for our children**

**HAMILTON COUNTY  
RANK: 61**



## ECONOMIC WELL-BEING

DOMAIN RANK:

**67**

	Baseline Year	%	Current Year	%	Number	Change
Children in poverty	2016	37.9	2020	34.5	915	BETTER
Unemployment rate	2017	4.9	2021	6.0	250	WORSE
High housing cost burden (>30% income spent)	2011-15	30.2	2016-20	22.4	982	BETTER
Teens not in school and not working	2011-15	27.4	2016-20	9.6	57	BETTER



## EDUCATION

DOMAIN RANK:

**17**

	Baseline Year	%	Current Year	%	Number	Change
3 and 4 year old children not enrolled in school	2011-15	63.9	2016-20	37.9	92	BETTER
4th grade students not proficient in English Language Arts	2016-17	95.0	2020-21	68.0	93	BETTER
8th grade students not proficient in math	2016-17	96.0	2020-21	90.0	136	BETTER
High school students not graduating on time	2016-17	33.0	2020-21	16.2	—	BETTER



## HEALTH

DOMAIN RANK:

**2**

	Baseline Year	%	Current Year	%	Number	Change
Low-birthweight babies	2013-15	9.5	2018-20	12.8	65	BETTER
Uninsured children	2015	7.8	2020	7.5	197	SAME
Overweight and obese 1st, 3rd, and 6th grade students	2016-17	42.3	2020-21	48.5	164	WORSE
High school teens who used alcohol/drugs (past 30 days)	2016	23.1	2022	10.7	—	BETTER



## FAMILY AND COMMUNITY

DOMAIN RANK:

**62**

	Baseline Year	%	Current Year	%	Number	Change
Children in single parent families	2011-15	48.0	2016-20	31.8	628	BETTER
Children living in high poverty areas	2011-15	0.0	2016-20	50.7	1,393	WORSE
Children with verified maltreatment (per 1,000)	2016-17	12.7	2020-21	3.4	*	BETTER
Youth contacts with the juvenile justice system (per 1,000)	2016-17	29.2	2020-21	12.0	32	BETTER

*\*Data are suppressed due to confidentiality*

FLORIDA

POLICY

INSTITUTE

phone

407.440.1421

email

info@floridapolicy.org

twitter

@floridapolicy

instagram

@floridapolicy

facebook

/flpolicyinstitute

address

1001 N. Orange Ave

Orlando, FL 32801

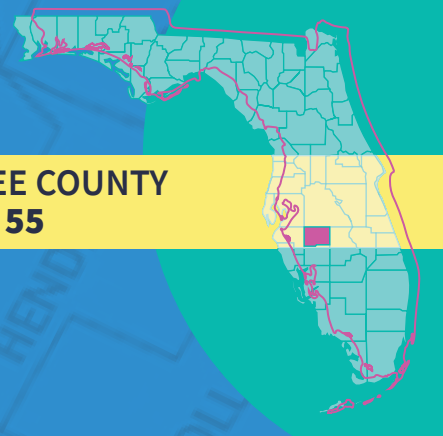
website

www.floridapolicy.org

# 2022 FLORIDA CHILD WELL-BEING INDEX

Keeping a focus on making life **better for our children**

**HARDEE COUNTY  
RANK: 55**



## ECONOMIC WELL-BEING

DOMAIN RANK:

**55**

	Baseline Year	%	Current Year	%	Number	Change
Children in poverty	2016	32.3	2020	28.0	1,888	BETTER
Unemployment rate	2017	6.0	2021	4.8	424	BETTER
High housing cost burden (>30% income spent)	2011-15	27.5	2016-20	21.9	1,754	BETTER
Teens not in school and not working	2011-15	23.6	2016-20	6.8	93	BETTER



## EDUCATION

DOMAIN RANK:

**66**

	Baseline Year	%	Current Year	%	Number	Change
3 and 4 year old children not enrolled in school	2011-15	78.9	2016-20	76.1	567	BETTER
4th grade students not proficient in English Language Arts	2016-17	75.0	2020-21	83.0	285	WORSE
8th grade students not proficient in math	2016-17	93.0	2020-21	94.0	199	WORSE
High school students not graduating on time	2016-17	27.9	2020-21	11.7	—	BETTER



## HEALTH

DOMAIN RANK:

**58**

	Baseline Year	%	Current Year	%	Number	Change
Low-birthweight babies	2013-15	6.5	2018-20	8.5	87	WORSE
Uninsured children	2015	9.4	2020	9.1	609	SAME
Overweight and obese 1st, 3rd, and 6th grade students	2016-17	47.8	2020-21	32.9	381	BETTER
High school teens who used alcohol/drugs (past 30 days)	2016	29.5	2020**	30.1	—	SAME



## FAMILY AND COMMUNITY

DOMAIN RANK:

**52**

	Baseline Year	%	Current Year	%	Number	Change
Children in single parent families	2011-15	36.8	2016-20	34.7	2,085	BETTER
Children living in high poverty areas	2011-15	32.3	2016-20	12.1	857	BETTER
Children with verified maltreatment (per 1,000)	2016-17	2.3	2020-21	1.1	*	BETTER
Youth contacts with the juvenile justice system (per 1,000)	2016-17	19.2	2020-21	22.0	143	WORSE

\*\*2022 data are unavailable / \*Data are suppressed due to confidentiality

FLORIDA

POLICY

INSTITUTE

phone

407.440.1421

email

info@floridapolicy.org

twitter

@floridapolicy

instagram

@floridapolicy

facebook

address

/flpolicyinstitute

1001 N. Orange Ave

Orlando, FL 32801

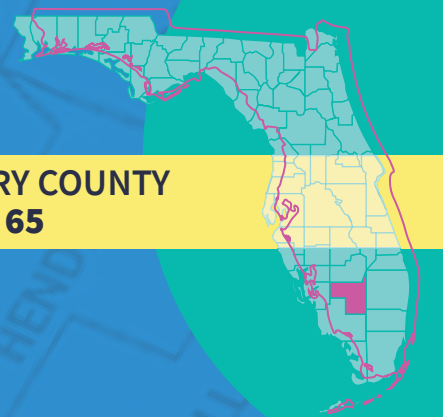
website

www.floridapolicy.org

# 2022 FLORIDA CHILD WELL-BEING INDEX

Keeping a focus on making life **better for our children**

**HENDRY COUNTY  
RANK: 65**



## ECONOMIC WELL-BEING

DOMAIN RANK:

**63**

	Baseline Year	%	Current Year	%	Number	Change
Children in poverty	2016	35.2	2020	31.4	3,500	BETTER
Unemployment rate	2017	7.4	2021	6.1	952	BETTER
High housing cost burden (>30% income spent)	2011-15	31.7	2016-20	31.4	4,050	SAME
Teens not in school and not working	2011-15	16.3	2016-20	7.1	147	BETTER



## EDUCATION

DOMAIN RANK:

**58**

	Baseline Year	%	Current Year	%	Number	Change
3 and 4 year old children not enrolled in school	2011-15	60.0	2016-20	62.1	766	WORSE
4th grade students not proficient in English Language Arts	2016-17	85.0	2020-21	77.0	596	BETTER
8th grade students not proficient in math	2016-17	92.0	2020-21	92.0	629	SAME
High school students not graduating on time	2016-17	15.6	2020-21	13.4	—	BETTER



## HEALTH

DOMAIN RANK:

**50**

	Baseline Year	%	Current Year	%	Number	Change
Low-birthweight babies	2013-15	7.0	2018-20	9.1	154	WORSE
Uninsured children	2015	11.1	2020	13.8	1,539	WORSE
Overweight and obese 1st, 3rd, and 6th grade students	2016-17	47.6	2020-21	20.4	619	BETTER
High school teens who used alcohol/drugs (past 30 days)	2016	31.9	2022	21.0	—	BETTER



## FAMILY AND COMMUNITY

DOMAIN RANK:

**61**

	Baseline Year	%	Current Year	%	Number	Change
Children in single parent families	2011-15	36.8	2016-20	41.8	3,876	WORSE
Children living in high poverty areas	2011-15	47.8	2016-20	37.3	4,146	BETTER
Children with verified maltreatment (per 1,000)	2016-17	13.8	2020-21	12.9	131	SAME
Youth contacts with the juvenile justice system (per 1,000)	2016-17	18.1	2020-21	13.0	132	BETTER

FLORIDA

POLICY

INSTITUTE

phone

407.440.1421

email

info@floridapolicy.org

twitter

@floridapolicy

instagram

@floridapolicy

facebook

address

/flpolicyinstitute

1001 N. Orange Ave

Orlando, FL 32801

website

www.floridapolicy.org

# 2022 FLORIDA CHILD WELL-BEING INDEX

Keeping a focus on making life **better for our children**

**HERNANDO COUNTY  
RANK: 19**



## ECONOMIC WELL-BEING

DOMAIN RANK:

**33**

	Baseline Year	%	Current Year	%	Number	Change
Children in poverty	2016	22.8	2020	20.1	7,131	BETTER
Unemployment rate	2017	5.3	2021	5.1	3,742	SAME
High housing cost burden (>30% income spent)	2011-15	32.0	2016-20	26.4	20,228	BETTER
Teens not in school and not working	2011-15	13.5	2016-20	6.4	487	BETTER



## EDUCATION

DOMAIN RANK:

**55**

	Baseline Year	%	Current Year	%	Number	Change
3 and 4 year old children not enrolled in school	2011-15	59.2	2016-20	65.8	2,431	WORSE
4th grade students not proficient in English Language Arts	2016-17	76.0	2020-21	78.0	1,352	WORSE
8th grade students not proficient in math	2016-17	77.0	2020-21	90.0	875	WORSE
High school students not graduating on time	2016-17	17.4	2020-21	9.0	—	BETTER



## HEALTH

DOMAIN RANK:

**24**

	Baseline Year	%	Current Year	%	Number	Change
Low-birthweight babies	2013-15	8.8	2018-20	8.8	421	SAME
Uninsured children	2015	7.0	2020	6.1	2,229	SAME
Overweight and obese 1st, 3rd, and 6th grade students	2016-17	31.2	2020-21	22.0	1,054	BETTER
High school teens who used alcohol/drugs (past 30 days)	2016	34.5	2022	23.7	—	BETTER



## FAMILY AND COMMUNITY

DOMAIN RANK:

**14**

	Baseline Year	%	Current Year	%	Number	Change
Children in single parent families	2011-15	36.1	2016-20	34.0	9,961	BETTER
Children living in high poverty areas	2011-15	9.6	2016-20	4.1	1,442	BETTER
Children with verified maltreatment (per 1,000)	2016-17	10.6	2020-21	2.5	91	BETTER
Youth contacts with the juvenile justice system (per 1,000)	2016-17	16.0	2020-21	10.2	364	BETTER

FLORIDA

POLICY

INSTITUTE

phone

407.440.1421

email

info@floridapolicy.org

twitter

@floridapolicy

instagram

@floridapolicy

facebook

address

/flpolicyinstitute

1001 N. Orange Ave

Orlando, FL 32801

website

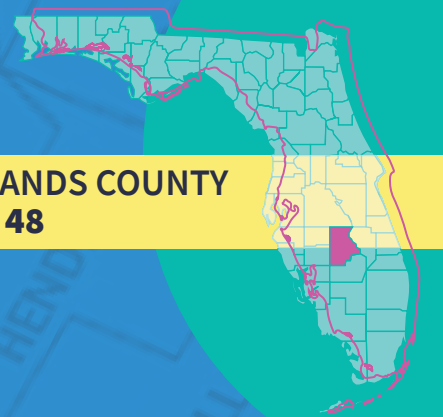
www.floridapolicy.org



# 2022 FLORIDA CHILD WELL-BEING INDEX

Keeping a focus on making life **better for our children**

**HIGHLANDS COUNTY  
RANK: 48**



## ECONOMIC WELL-BEING

DOMAIN RANK:

**53**

	Baseline Year	%	Current Year	%	Number	Change
Children in poverty	2016	32.3	2020	26.6	4,615	BETTER
Unemployment rate	2017	5.7	2021	5.9	2,058	SAME
High housing cost burden (>30% income spent)	2011-15	27.3	2016-20	22.6	9,663	BETTER
Teens not in school and not working	2011-15	16.6	2016-20	14.4	538	BETTER



## EDUCATION

DOMAIN RANK:

**59**

	Baseline Year	%	Current Year	%	Number	Change
3 and 4 year old children not enrolled in school	2011-15	65.8	2016-20	66.9	1,317	WORSE
4th grade students not proficient in English Language Arts	2016-17	74.0	2020-21	74.0	650	SAME
8th grade students not proficient in math	2016-17	90.0	2020-21	90.0	540	SAME
High school students not graduating on time	2016-17	28.4	2020-21	15.6	—	BETTER



## HEALTH

DOMAIN RANK:

**30**

	Baseline Year	%	Current Year	%	Number	Change
Low-birthweight babies	2013-15	7.6	2018-20	10.2	248	WORSE
Uninsured children	2015	8.7	2020	8.8	1,540	SAME
Overweight and obese 1st, 3rd, and 6th grade students	2016-17	45.8	2020-21	32.6	905	BETTER
High school teens who used alcohol/drugs (past 30 days)	2016	31.9	2022	21.5	—	BETTER



## FAMILY AND COMMUNITY

DOMAIN RANK:

**41**

	Baseline Year	%	Current Year	%	Number	Change
Children in single parent families	2011-15	29.0	2016-20	39.7	5,883	WORSE
Children living in high poverty areas	2011-15	21.5	2016-20	6.8	1,197	BETTER
Children with verified maltreatment (per 1,000)	2016-17	13.5	2020-21	7.8	139	BETTER
Youth contacts with the juvenile justice system (per 1,000)	2016-17	32.2	2020-21	15.4	273	BETTER

FLORIDA

POLICY

INSTITUTE

phone

407.440.1421

email

info@floridapolicy.org

twitter

@floridapolicy

instagram

@floridapolicy

facebook

address

/flpolicyinstitute

1001 N. Orange Ave

Orlando, FL 32801

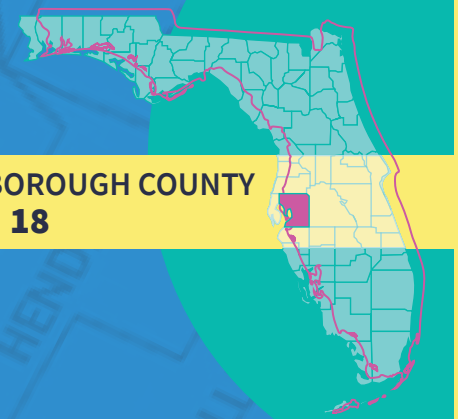
website

www.floridapolicy.org

# 2022 FLORIDA CHILD WELL-BEING INDEX

Keeping a focus on making life **better for our children**

HILLSBOROUGH COUNTY  
RANK: 18



## ECONOMIC WELL-BEING

DOMAIN RANK:

12

	Baseline Year	%	Current Year	%	Number	Change
Children in poverty	2016	20.0	2020	14.3	46,039	BETTER
Unemployment rate	2017	4.0	2021	4.3	32,698	SAME
High housing cost burden (>30% income spent)	2011-15	37.6	2016-20	34.0	183,588	BETTER
Teens not in school and not working	2011-15	8.3	2016-20	6.7	4,921	BETTER



## EDUCATION

DOMAIN RANK:

28

	Baseline Year	%	Current Year	%	Number	Change
3 and 4 year old children not enrolled in school	2011-15	52.1	2016-20	48.6	17,159	BETTER
4th grade students not proficient in English Language Arts	2016-17	72.0	2020-21	79.0	12,952	WORSE
8th grade students not proficient in math	2016-17	92.0	2020-21	80.0	12,394	BETTER
High school students not graduating on time	2016-17	17.1	2020-21	10.8	—	BETTER



## HEALTH

DOMAIN RANK:

13

	Baseline Year	%	Current Year	%	Number	Change
Low-birthweight babies	2013-15	9.0	2018-20	8.8	4,498	SAME
Uninsured children	2015	6.4	2020	5.5	18,543	SAME
Overweight and obese 1st, 3rd, and 6th grade students	2016-17	32.5	2020-21	18.0	9,220	BETTER
High school teens who used alcohol/drugs (past 30 days)	2016	32.1	2022	21.9	—	BETTER



## FAMILY AND COMMUNITY

DOMAIN RANK:

35

	Baseline Year	%	Current Year	%	Number	Change
Children in single parent families	2011-15	36.9	2016-20	35.2	99,863	BETTER
Children living in high poverty areas	2011-15	14.9	2016-20	9.8	31,617	BETTER
Children with verified maltreatment (per 1,000)	2016-17	11.1	2020-21	8.8	2,808	BETTER
Youth contacts with the juvenile justice system (per 1,000)	2016-17	16.9	2020-21	7.1	2,292	BETTER

FLORIDA

POLICY

INSTITUTE

phone

407.440.1421

email

info@floridapolicy.org

twitter

@floridapolicy

instagram

@floridapolicy

facebook

address

/flpolicyinstitute

1001 N. Orange Ave

Orlando, FL 32801

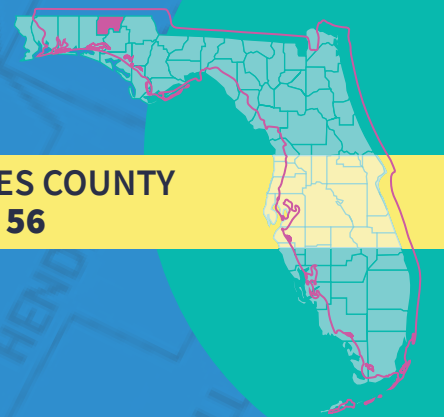
website

www.floridapolicy.org

# 2022 FLORIDA CHILD WELL-BEING INDEX

Keeping a focus on making life **better for our children**

**HOLMES COUNTY  
RANK: 56**



## ECONOMIC WELL-BEING

DOMAIN RANK:

**60**

	Baseline Year	%	Current Year	%	Number	Change
Children in poverty	2016	34.5	2020	30.9	1,201	BETTER
Unemployment rate	2017	4.8	2021	4.1	283	SAME
High housing cost burden (>30% income spent)	2011-15	28.0	2016-20	22.7	1,623	BETTER
Teens not in school and not working	2011-15	16.0	2016-20	10.0	86	BETTER



## EDUCATION

DOMAIN RANK:

**22**

	Baseline Year	%	Current Year	%	Number	Change
3 and 4 year old children not enrolled in school	2011-15	70.9	2016-20	38.6	163	BETTER
4th grade students not proficient in English Language Arts	2016-17	78.0	2020-21	72.0	144	BETTER
8th grade students not proficient in math	2016-17	95.0	2020-21	95.0	135	SAME
High school students not graduating on time	2016-17	31.3	2020-21	9.2	—	BETTER



## HEALTH

DOMAIN RANK:

**7**

	Baseline Year	%	Current Year	%	Number	Change
Low-birthweight babies	2013-15	7.7	2018-20	6.0	34	BETTER
Uninsured children	2015	8.3	2020	9.7	382	WORSE
Overweight and obese 1st, 3rd, and 6th grade students	2016-17	48.7	2020-21	35.8	246	BETTER
High school teens who used alcohol/drugs (past 30 days)	2016	26.1	2022	18.5	—	BETTER



## FAMILY AND COMMUNITY

DOMAIN RANK:

**60**

	Baseline Year	%	Current Year	%	Number	Change
Children in single parent families	2011-15	29.8	2016-20	30.1	881	SAME
Children living in high poverty areas	2011-15	62.4	2016-20	20.4	798	BETTER
Children with verified maltreatment (per 1,000)	2016-17	10.0	2020-21	12.6	51	WORSE
Youth contacts with the juvenile justice system (per 1,000)	2016-17	12.5	2020-21	14.8	60	WORSE

FLORIDA

POLICY

INSTITUTE

phone

407.440.1421

email

info@floridapolicy.org

twitter

@floridapolicy

instagram

@floridapolicy

facebook

address

/flpolicyinstitute

1001 N. Orange Ave

Orlando, FL 32801

website

www.floridapolicy.org

# 2022 FLORIDA CHILD WELL-BEING INDEX

Keeping a focus on making life **better for our children**

INDIAN RIVER COUNTY  
RANK: 13



## ECONOMIC WELL-BEING

DOMAIN RANK:

22

	Baseline Year	%	Current Year	%	Number	Change
Children in poverty	2016	21.5	2020	16.0	3,873	BETTER
Unemployment rate	2017	5.1	2021	4.7	3,076	SAME
High housing cost burden (>30% income spent)	2011-15	33.8	2016-20	27.2	16,577	BETTER
Teens not in school and not working	2011-15	10.0	2016-20	5.2	305	BETTER



## EDUCATION

DOMAIN RANK:

7

	Baseline Year	%	Current Year	%	Number	Change
3 and 4 year old children not enrolled in school	2011-15	43.3	2016-20	40.2	1,237	BETTER
4th grade students not proficient in English Language Arts	2016-17	74.0	2020-21	68.0	905	BETTER
8th grade students not proficient in math	2016-17	86.0	2020-21	88.0	599	WORSE
High school students not graduating on time	2016-17	12.9	2020-21	5.0	—	BETTER



## HEALTH

DOMAIN RANK:

15

	Baseline Year	%	Current Year	%	Number	Change
Low-birthweight babies	2013-15	7.3	2018-20	8.2	308	SAME
Uninsured children	2015	9.4	2020	8.5	2,158	SAME
Overweight and obese 1st, 3rd, and 6th grade students	2016-17	31.8	2020-21	28.4	1,084	BETTER
High school teens who used alcohol/drugs (past 30 days)	2016	34.1	2022	19.7	—	BETTER



## FAMILY AND COMMUNITY

DOMAIN RANK:

23

	Baseline Year	%	Current Year	%	Number	Change
Children in single parent families	2011-15	30.8	2016-20	28.2	6,112	BETTER
Children living in high poverty areas	2011-15	14.9	2016-20	3.3	820	BETTER
Children with verified maltreatment (per 1,000)	2016-17	5.4	2020-21	4.3	110	BETTER
Youth contacts with the juvenile justice system (per 1,000)	2016-17	19.0	2020-21	11.9	303	BETTER

FLORIDA

POLICY

INSTITUTE

phone

407.440.1421

email

info@floridapolicy.org

twitter

@floridapolicy

instagram

@floridapolicy

facebook

address

/flpolicyinstitute

1001 N. Orange Ave

Orlando, FL 32801

website

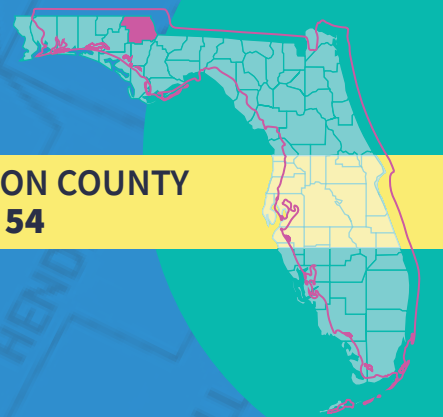
www.floridapolicy.org



# 2022 FLORIDA CHILD WELL-BEING INDEX

Keeping a focus on making life **better for our children**

**JACKSON COUNTY  
RANK: 54**



## ECONOMIC WELL-BEING

DOMAIN RANK:

**58**

	Baseline Year	%	Current Year	%	Number	Change
Children in poverty	2016	30.9	2020	29.5	2,480	BETTER
Unemployment rate	2017	4.6	2021	4.6	789	SAME
High housing cost burden (>30% income spent)	2011-15	29.4	2016-20	23.5	4,123	BETTER
Teens not in school and not working	2011-15	12.8	2016-20	8.6	193	BETTER



## EDUCATION

DOMAIN RANK:

**61**

	Baseline Year	%	Current Year	%	Number	Change
3 and 4 year old children not enrolled in school	2011-15	63.2	2016-20	55.7	649	BETTER
4th grade students not proficient in English Language Arts	2016-17	70.0	2020-21	82.0	326	WORSE
8th grade students not proficient in math	2016-17	83.0	2020-21	94.0	232	WORSE
High school students not graduating on time	2016-17	28.2	2020-21	15.9	—	BETTER



## HEALTH

DOMAIN RANK:

**45**

	Baseline Year	%	Current Year	%	Number	Change
Low-birthweight babies	2013-15	8.8	2018-20	9.8	143	WORSE
Uninsured children	2015	6.4	2020	7.4	628	WORSE
Overweight and obese 1st, 3rd, and 6th grade students	2016-17	37.6	2020-21	38.2	535	SAME
High school teens who used alcohol/drugs (past 30 days)	2016	33.8	2022	26.0	—	BETTER



## FAMILY AND COMMUNITY

DOMAIN RANK:

**48**

	Baseline Year	%	Current Year	%	Number	Change
Children in single parent families	2011-15	40.7	2016-20	37.7	2,835	BETTER
Children living in high poverty areas	2011-15	14.2	2016-20	14.9	1,310	SAME
Children with verified maltreatment (per 1,000)	2016-17	11.8	2020-21	9.7	88	BETTER
Youth contacts with the juvenile justice system (per 1,000)	2016-17	16.1	2020-21	8.3	75	BETTER

FLORIDA

POLICY

INSTITUTE

phone

407.440.1421

email

info@floridapolicy.org

twitter

@floridapolicy

instagram

@floridapolicy

facebook

address

/flpolicyinstitute

1001 N. Orange Ave

Orlando, FL 32801

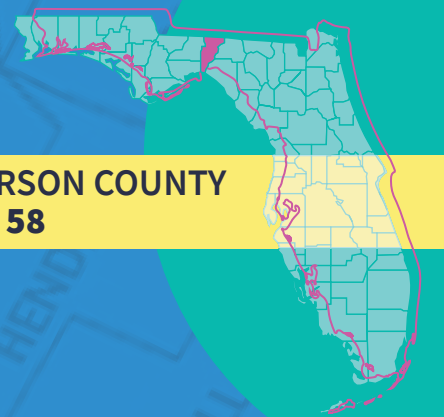
website

www.floridapolicy.org

# 2022 FLORIDA CHILD WELL-BEING INDEX

Keeping a focus on making life **better for our children**

**JEFFERSON COUNTY  
RANK: 58**



## ECONOMIC WELL-BEING

DOMAIN RANK:

**49**

	Baseline Year	%	Current Year	%	Number	Change
Children in poverty	2016	28.5	2020	26.4	639	BETTER
Unemployment rate	2017	4.4	2021	4.2	235	SAME
High housing cost burden (>30% income spent)	2011-15	32.3	2016-20	22.1	1,247	BETTER
Teens not in school and not working	2011-15	4.9	2016-20	22.2	132	WORSE



## EDUCATION

DOMAIN RANK:

**16**

	Baseline Year	%	Current Year	%	Number	Change
3 and 4 year old children not enrolled in school	2011-15	48.9	2016-20	38.8	104	BETTER
4th grade students not proficient in English Language Arts	2016-17	89.0	2020-21	70.0	32	BETTER
8th grade students not proficient in math	2016-17	97.0	2020-21	84.0	42	BETTER
High school students not graduating on time	2016-17	46.3	2020-21	18.2	—	BETTER



## HEALTH

DOMAIN RANK:

**64**

	Baseline Year	%	Current Year	%	Number	Change
Low-birthweight babies	2013-15	10.1	2018-20	13.4	48	WORSE
Uninsured children	2015	8.4	2020	10.5	253	WORSE
Overweight and obese 1st, 3rd, and 6th grade students	2016-17	43.3	2019-20**	43.4	74	SAME
High school teens who used alcohol/drugs (past 30 days)	2016	26.4	2022	26.6	—	SAME



## FAMILY AND COMMUNITY

DOMAIN RANK:

**57**

	Baseline Year	%	Current Year	%	Number	Change
Children in single parent families	2011-15	40.3	2016-20	29.2	556	BETTER
Children living in high poverty areas	2011-15	0.0	2016-20	24.3	563	WORSE
Children with verified maltreatment (per 1,000)	2016-17	2.7	2020-21	7.3	18	WORSE
Youth contacts with the juvenile justice system (per 1,000)	2016-17	17.1	2020-21	8.1	20	BETTER

\*\*2020-21 data are unavailable

FLORIDA

POLICY

INSTITUTE

phone

407.440.1421

email

info@floridapolicy.org

twitter

@floridapolicy

instagram

@floridapolicy

facebook

address

/flpolicyinstitute

1001 N. Orange Ave

Orlando, FL 32801

website

www.floridapolicy.org

# 2022 FLORIDA CHILD WELL-BEING INDEX

Keeping a focus on making life **better for our children**

**LAFAYETTE COUNTY  
RANK: 62**



## ECONOMIC WELL-BEING

DOMAIN RANK:

**51**

	Baseline Year	%	Current Year	%	Number	Change
Children in poverty	2016	28.4	2020	27.7	448	SAME
Unemployment rate	2017	3.8	2021	4.0	111	SAME
High housing cost burden (>30% income spent)	2011-15	26.9	2016-20	16.6	385	BETTER
Teens not in school and not working	2011-15	14.2	2016-20	0.0	0	BETTER



## EDUCATION

DOMAIN RANK:

**9**

	Baseline Year	%	Current Year	%	Number	Change
3 and 4 year old children not enrolled in school	2011-15	49.7	2016-20	30.1	50	BETTER
4th grade students not proficient in English Language Arts	2016-17	82.0	2020-21	74.0	61	BETTER
8th grade students not proficient in math	2016-17	98.0	2020-21	98.0	39	SAME
High school students not graduating on time	2016-17	11.8	2020-21	2.5	—	BETTER



## HEALTH

DOMAIN RANK:

**56**

	Baseline Year	%	Current Year	%	Number	Change
Low-birthweight babies	2013-15	5.6	2018-20	6.7	12	WORSE
Uninsured children	2015	13.6	2020	9.9	163	BETTER
Overweight and obese 1st, 3rd, and 6th grade students	2016-17	38.5	2020-21	38.9	112	SAME
High school teens who used alcohol/drugs (past 30 days)	2016	29.2	2020**	29.0	—	SAME



## FAMILY AND COMMUNITY

DOMAIN RANK:

**63**

	Baseline Year	%	Current Year	%	Number	Change
Children in single parent families	2011-15	15.4	2016-20	22.1	292	WORSE
Children living in high poverty areas	2011-15	0.0	2016-20	51.2	869	WORSE
Children with verified maltreatment (per 1,000)	2016-17	7.2	2020-21	10.0	14	WORSE
Youth contacts with the juvenile justice system (per 1,000)	2016-17	4.4	2020-21	5.0	*	SAME

\*\*2022 data are unavailable / \*Data are suppressed due to confidentiality

FLORIDA

POLICY

INSTITUTE

phone

407.440.1421

email

info@floridapolicy.org

twitter

@floridapolicy

instagram

@floridapolicy

facebook

address

/flpolicyinstitute

1001 N. Orange Ave

Orlando, FL 32801

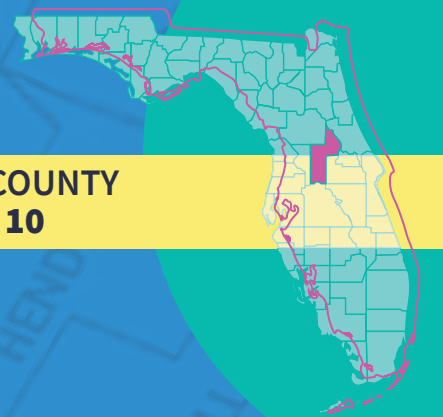
website

www.floridapolicy.org

# 2022 FLORIDA CHILD WELL-BEING INDEX

Keeping a focus on making life **better for our children**

**LAKE COUNTY  
RANK: 10**



## ECONOMIC WELL-BEING

DOMAIN RANK:

**13**

	Baseline Year	%	Current Year	%	Number	Change
Children in poverty	2016	19.3	2020	14.0	9,745	BETTER
Unemployment rate	2017	4.3	2021	4.7	7,458	SAME
High housing cost burden (>30% income spent)	2011-15	31.9	2016-20	29.3	40,219	BETTER
Teens not in school and not working	2011-15	11.6	2016-20	7.3	1,053	BETTER



## EDUCATION

DOMAIN RANK:

**42**

	Baseline Year	%	Current Year	%	Number	Change
3 and 4 year old children not enrolled in school	2011-15	57.7	2016-20	59.4	4,455	WORSE
4th grade students not proficient in English Language Arts	2016-17	73.0	2020-21	74.0	2,381	SAME
8th grade students not proficient in math	2016-17	88.0	2020-21	89.0	1,669	WORSE
High school students not graduating on time	2016-17	22.2	2020-21	9.4	—	BETTER



## HEALTH

DOMAIN RANK:

**23**

	Baseline Year	%	Current Year	%	Number	Change
Low-birthweight babies	2013-15	8.8	2018-20	8.2	831	SAME
Uninsured children	2015	6.5	2020	7.1	5,106	SAME
Overweight and obese 1st, 3rd, and 6th grade students	2016-17	31.2	2020-21	19.1	1,883	BETTER
High school teens who used alcohol/drugs (past 30 days)	2016	30.0	2022	23.3	—	BETTER



## FAMILY AND COMMUNITY

DOMAIN RANK:

**19**

	Baseline Year	%	Current Year	%	Number	Change
Children in single parent families	2011-15	33.4	2016-20	30.1	17,737	BETTER
Children living in high poverty areas	2011-15	4.3	2016-20	4.8	3,298	SAME
Children with verified maltreatment (per 1,000)	2016-17	5.2	2020-21	5.0	354	SAME
Youth contacts with the juvenile justice system (per 1,000)	2016-17	17.5	2020-21	8.0	574	BETTER

FLORIDA

POLICY

INSTITUTE

phone

407.440.1421

email

info@floridapolicy.org

twitter

@floridapolicy

instagram

@floridapolicy

facebook

address

/flpolicyinstitute

1001 N. Orange Ave

Orlando, FL 32801

website

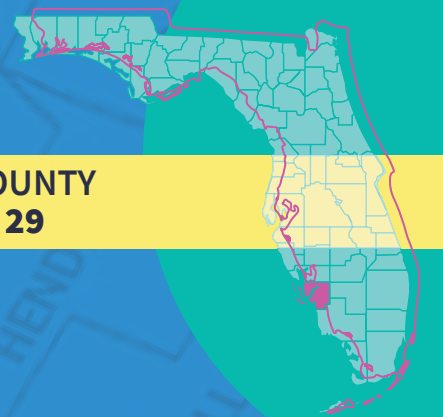
www.floridapolicy.org



# 2022 FLORIDA CHILD WELL-BEING INDEX

Keeping a focus on making life **better for our children**

**LEE COUNTY  
RANK: 29**



## ECONOMIC WELL-BEING

DOMAIN RANK:

**16**

	Baseline Year	%	Current Year	%	Number	Change
Children in poverty	2016	22.0	2020	14.7	19,579	BETTER
Unemployment rate	2017	4.2	2021	4.2	14,901	SAME
High housing cost burden (>30% income spent)	2011-15	35.5	2016-20	32.0	92,362	BETTER
Teens not in school and not working	2011-15	7.5	2016-20	7.2	2,189	SAME



## EDUCATION

DOMAIN RANK:

**24**

	Baseline Year	%	Current Year	%	Number	Change
3 and 4 year old children not enrolled in school	2011-15	57.5	2016-20	54.9	7,639	BETTER
4th grade students not proficient in English Language Arts	2016-17	73.0	2020-21	70.0	4,828	BETTER
8th grade students not proficient in math	2016-17	86.0	2020-21	76.0	4,625	BETTER
High school students not graduating on time	2016-17	21.3	2020-21	14.9	—	BETTER



## HEALTH

DOMAIN RANK:

**40**

	Baseline Year	%	Current Year	%	Number	Change
Low-birthweight babies	2013-15	8.2	2018-20	8.4	1,719	SAME
Uninsured children	2015	9.3	2020	10.2	14,180	SAME
Overweight and obese 1st, 3rd, and 6th grade students	2016-17	33.4	2020-21	30.1	6,316	BETTER
High school teens who used alcohol/drugs (past 30 days)	2016	30.5	2022	24.1	—	BETTER



## FAMILY AND COMMUNITY

DOMAIN RANK:

**34**

	Baseline Year	%	Current Year	%	Number	Change
Children in single parent families	2011-15	38.9	2016-20	33.5	39,777	BETTER
Children living in high poverty areas	2011-15	10.5	2016-20	8.4	11,209	BETTER
Children with verified maltreatment (per 1,000)	2016-17	11.2	2020-21	9.2	1,225	BETTER
Youth contacts with the juvenile justice system (per 1,000)	2016-17	18.0	2020-21	7.7	1,023	BETTER

FLORIDA

POLICY

INSTITUTE

phone

407.440.1421

email

info@floridapolicy.org

twitter

@floridapolicy

instagram

@floridapolicy

facebook

address

/flpolicyinstitute

1001 N. Orange Ave

Orlando, FL 32801

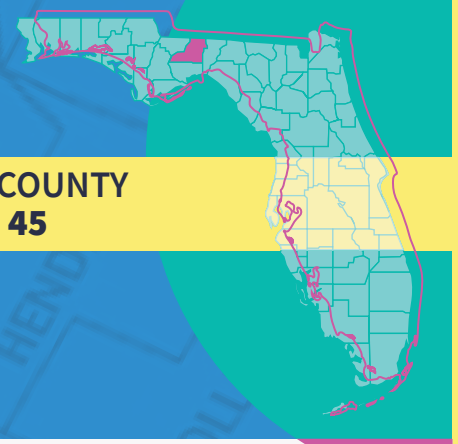
website

www.floridapolicy.org

# 2022 FLORIDA CHILD WELL-BEING INDEX

Keeping a focus on making life **better for our children**

**LEON COUNTY  
RANK: 45**



## ECONOMIC WELL-BEING

DOMAIN RANK:

**38**

	Baseline Year	%	Current Year	%	Number	Change
Children in poverty	2016	18.9	2020	22.0	11,832	WORSE
Unemployment rate	2017	4.0	2021	4.2	6,470	SAME
High housing cost burden (>30% income spent)	2011-15	40.1	2016-20	35.5	41,340	BETTER
Teens not in school and not working	2011-15	4.8	2016-20	5.3	1,213	SAME



## EDUCATION

DOMAIN RANK:

**19**

	Baseline Year	%	Current Year	%	Number	Change
3 and 4 year old children not enrolled in school	2011-15	39.4	2016-20	36.5	2,144	BETTER
4th grade students not proficient in English Language Arts	2016-17	68.0	2020-21	80.0	1,904	WORSE
8th grade students not proficient in math	2016-17	80.0	2020-21	90.0	1,328	WORSE
High school students not graduating on time	2016-17	11.4	2020-21	6.0	—	BETTER



## HEALTH

DOMAIN RANK:

**52**

	Baseline Year	%	Current Year	%	Number	Change
Low-birthweight babies	2013-15	9.5	2018-20	10.4	917	SAME
Uninsured children	2015	6.2	2020	4.5	2,510	BETTER
Overweight and obese 1st, 3rd, and 6th grade students	2016-17	27.3	2020-21	10.0	759	BETTER
High school teens who used alcohol/drugs (past 30 days)	2016	34.9	2022	29.8	—	BETTER



## FAMILY AND COMMUNITY

DOMAIN RANK:

**45**

	Baseline Year	%	Current Year	%	Number	Change
Children in single parent families	2011-15	36.7	2016-20	36.3	17,545	SAME
Children living in high poverty areas	2011-15	21.6	2016-20	15.1	8,223	BETTER
Children with verified maltreatment (per 1,000)	2016-17	8.3	2020-21	8.2	458	SAME
Youth contacts with the juvenile justice system (per 1,000)	2016-17	18.4	2020-21	8.7	486	BETTER

FLORIDA

POLICY

INSTITUTE

phone

407.440.1421

email

info@floridapolicy.org

twitter

@floridapolicy

instagram

@floridapolicy

facebook

address

/flpolicyinstitute

1001 N. Orange Ave

Orlando, FL 32801

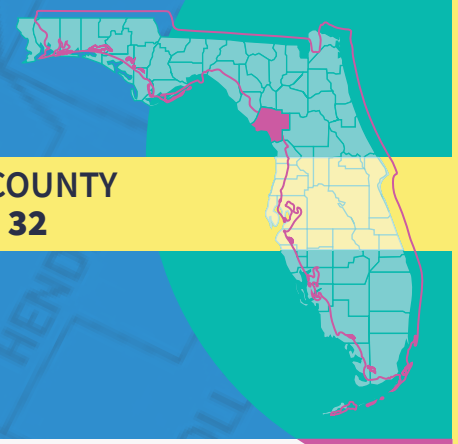
website

www.floridapolicy.org

# 2022 FLORIDA CHILD WELL-BEING INDEX

Keeping a focus on making life **better for our children**

**LEVY COUNTY  
RANK: 32**



## ECONOMIC WELL-BEING

DOMAIN RANK:

**52**

	Baseline Year	%	Current Year	%	Number	Change
Children in poverty	2016	32.3	2020	27.2	2,172	BETTER
Unemployment rate	2017	4.5	2021	4.5	754	SAME
High housing cost burden (>30% income spent)	2011-15	26.2	2016-20	25.5	4,333	SAME
Teens not in school and not working	2011-15	7.7	2016-20	12.3	188	WORSE



## EDUCATION

DOMAIN RANK:

**53**

	Baseline Year	%	Current Year	%	Number	Change
3 and 4 year old children not enrolled in school	2011-15	47.1	2016-20	54.9	418	WORSE
4th grade students not proficient in English Language Arts	2016-17	79.0	2020-21	83.0	298	WORSE
8th grade students not proficient in math	2016-17	90.0	2020-21	95.0	283	WORSE
High school students not graduating on time	2016-17	20.3	2020-21	6.2	—	BETTER



## HEALTH

DOMAIN RANK:

**22**

	Baseline Year	%	Current Year	%	Number	Change
Low-birthweight babies	2013-15	9.7	2018-20	9.1	116	SAME
Uninsured children	2015	8.4	2020	8.6	700	SAME
Overweight and obese 1st, 3rd, and 6th grade students	2016-17	38.5	2020-21	41.8	541	WORSE
High school teens who used alcohol/drugs (past 30 days)	2016	34.6	2022	20.6	—	BETTER



## FAMILY AND COMMUNITY

DOMAIN RANK:

**25**

	Baseline Year	%	Current Year	%	Number	Change
Children in single parent families	2011-15	36.6	2016-20	30.8	2,062	BETTER
Children living in high poverty areas	2011-15	0.0	2016-20	0.0	0	SAME
Children with verified maltreatment (per 1,000)	2016-17	10.2	2020-21	4.9	42	BETTER
Youth contacts with the juvenile justice system (per 1,000)	2016-17	23.2	2020-21	15.0	129	BETTER

FLORIDA

POLICY

INSTITUTE

phone

407.440.1421

email

info@floridapolicy.org

twitter

@floridapolicy

instagram

@floridapolicy

facebook

address

/flpolicyinstitute

1001 N. Orange Ave

Orlando, FL 32801

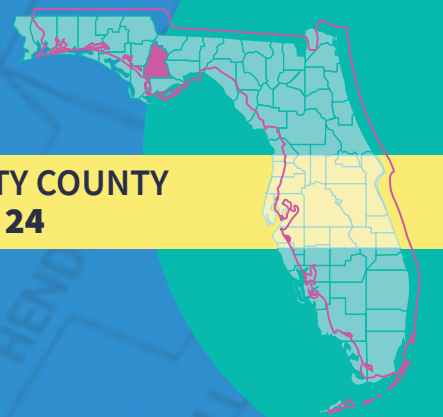
website

www.floridapolicy.org

# 2022 FLORIDA CHILD WELL-BEING INDEX

Keeping a focus on making life **better for our children**

**LIBERTY COUNTY  
RANK: 24**



## ECONOMIC WELL-BEING

DOMAIN RANK:

47

	Baseline Year	%	Current Year	%	Number	Change
Children in poverty	2016	29.2	2020	24.7	331	BETTER
Unemployment rate	2017	4.6	2021	4.2	108	SAME
High housing cost burden (>30% income spent)	2011-15	13.8	2016-20	19.3	484	WORSE
Teens not in school and not working	2011-15	0.0	2016-20	18.6	85	WORSE



## EDUCATION

DOMAIN RANK:

30

	Baseline Year	%	Current Year	%	Number	Change
3 and 4 year old children not enrolled in school	2011-15	58.6	2016-20	24.2	24	BETTER
4th grade students not proficient in English Language Arts	2016-17	84.0	2020-21	80.0	58	BETTER
8th grade students not proficient in math	2016-17	94.0	2020-21	99.0	27	WORSE
High school students not graduating on time	2016-17	18.1	2020-21	17.4	—	SAME



## HEALTH

DOMAIN RANK:

5

	Baseline Year	%	Current Year	%	Number	Change
Low-birthweight babies	2013-15	8.2	2018-20	6.3	13	BETTER
Uninsured children	2015	8.5	2020	9.3	127	SAME
Overweight and obese 1st, 3rd, and 6th grade students	2016-17	35.2	2020-21	27.2	75	BETTER
High school teens who used alcohol/drugs (past 30 days)	2016	34.1	2022	18.1	—	BETTER



## FAMILY AND COMMUNITY

DOMAIN RANK:

27

	Baseline Year	%	Current Year	%	Number	Change
Children in single parent families	2011-15	36.9	2016-20	29.1	339	BETTER
Children living in high poverty areas	2011-15	0.0	2016-20	0.0	0	SAME
Children with verified maltreatment (per 1,000)	2016-17	5.0	2020-21	10.2	15	WORSE
Youth contacts with the juvenile justice system (per 1,000)	2016-17	17.9	2020-21	11.6	17	BETTER

FLORIDA

POLICY

INSTITUTE

phone

407.440.1421

email

info@floridapolicy.org

twitter

@floridapolicy

instagram

@floridapolicy

facebook

address

/flpolicyinstitute

1001 N. Orange Ave

Orlando, FL 32801

website

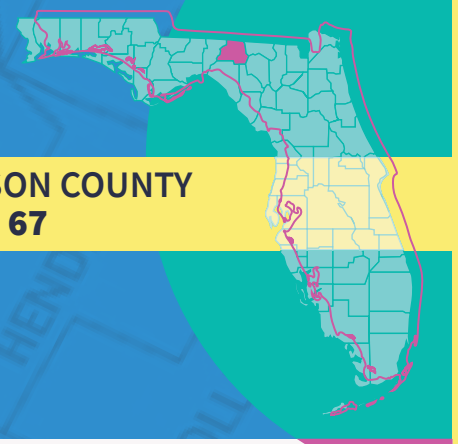
www.floridapolicy.org



# 2022 FLORIDA CHILD WELL-BEING INDEX

Keeping a focus on making life **better for our children**

**MADISON COUNTY  
RANK: 67**



## ECONOMIC WELL-BEING

DOMAIN RANK:

**62**

	Baseline Year	%	Current Year	%	Number	Change
Children in poverty	2016	40.0	2020	30.1	990	BETTER
Unemployment rate	2017	4.5	2021	4.9	381	SAME
High housing cost burden (>30% income spent)	2011-15	30.9	2016-20	28.3	1,947	BETTER
Teens not in school and not working	2011-15	8.8	2016-20	31.4	291	WORSE



## EDUCATION

DOMAIN RANK:

**35**

	Baseline Year	%	Current Year	%	Number	Change
3 and 4 year old children not enrolled in school	2011-15	64.4	2016-20	47.9	213	BETTER
4th grade students not proficient in English Language Arts	2016-17	77.0	2020-21	71.0	130	BETTER
8th grade students not proficient in math	2016-17	94.0	2020-21	96.0	96	WORSE
High school students not graduating on time	2016-17	23.3	2020-21	11.8	—	BETTER



## HEALTH

DOMAIN RANK:

**57**

	Baseline Year	%	Current Year	%	Number	Change
Low-birthweight babies	2013-15	14.1	2018-20	13.3	82	SAME
Uninsured children	2015	8.0	2020	7.9	253	SAME
Overweight and obese 1st, 3rd, and 6th grade students	2016-17	41.3	2020-21	93.6	539	WORSE
High school teens who used alcohol/drugs (past 30 days)	2016	18.9	2022	24.5	—	WORSE



## FAMILY AND COMMUNITY

DOMAIN RANK:

**67**

	Baseline Year	%	Current Year	%	Number	Change
Children in single parent families	2011-15	36.3	2016-20	46.6	1,254	WORSE
Children living in high poverty areas	2011-15	26.9	2016-20	68.0	2,311	WORSE
Children with verified maltreatment (per 1,000)	2016-17	9.3	2020-21	5.9	21	BETTER
Youth contacts with the juvenile justice system (per 1,000)	2016-17	12.2	2020-21	8.9	32	BETTER

FLORIDA

POLICY

INSTITUTE

phone

407.440.1421

email

info@floridapolicy.org

twitter

@floridapolicy

instagram

@floridapolicy

facebook

address

/flpolicyinstitute

1001 N. Orange Ave

Orlando, FL 32801

website

www.floridapolicy.org

# 2022 FLORIDA CHILD WELL-BEING INDEX

Keeping a focus on making life **better for our children**

**MANATEE COUNTY  
RANK: 28**



## ECONOMIC WELL-BEING

DOMAIN RANK:

**19**

	Baseline Year	%	Current Year	%	Number	Change
Children in poverty	2016	20.5	2020	16.2	11,448	BETTER
Unemployment rate	2017	4.1	2021	3.9	7,175	SAME
High housing cost burden (>30% income spent)	2011-15	34.9	2016-20	31.1	46,806	BETTER
Teens not in school and not working	2011-15	9.2	2016-20	7.7	1,194	BETTER



## EDUCATION

DOMAIN RANK:

**47**

	Baseline Year	%	Current Year	%	Number	Change
3 and 4 year old children not enrolled in school	2011-15	59.3	2016-20	52.6	4,202	BETTER
4th grade students not proficient in English Language Arts	2016-17	74.0	2020-21	80.0	2,711	WORSE
8th grade students not proficient in math	2016-17	78.0	2020-21	88.0	1,933	WORSE
High school students not graduating on time	2016-17	18.9	2020-21	14.9	—	BETTER



## HEALTH

DOMAIN RANK:

**14**

	Baseline Year	%	Current Year	%	Number	Change
Low-birthweight babies	2013-15	7.0	2018-20	7.8	803	SAME
Uninsured children	2015	7.9	2020	8.1	6,026	SAME
Overweight and obese 1st, 3rd, and 6th grade students	2016-17	28.8	2020-21	18.8	2,129	BETTER
High school teens who used alcohol/drugs (past 30 days)	2016	30.5	2022	20.3	—	BETTER



## FAMILY AND COMMUNITY

DOMAIN RANK:

**43**

	Baseline Year	%	Current Year	%	Number	Change
Children in single parent families	2011-15	34.5	2016-20	32.6	19,898	BETTER
Children living in high poverty areas	2011-15	21.2	2016-20	6.4	4,600	BETTER
Children with verified maltreatment (per 1,000)	2016-17	18.2	2020-21	13.7	1,001	BETTER
Youth contacts with the juvenile justice system (per 1,000)	2016-17	18.8	2020-21	10.3	750	BETTER

FLORIDA

POLICY

INSTITUTE

phone

407.440.1421

email

info@floridapolicy.org

twitter

@floridapolicy

instagram

@floridapolicy

facebook

address

/flpolicyinstitute

1001 N. Orange Ave

Orlando, FL 32801

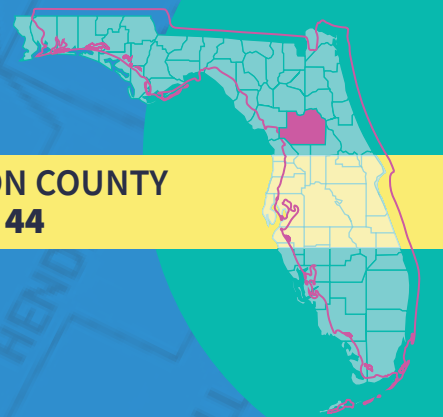
website

www.floridapolicy.org

# 2022 FLORIDA CHILD WELL-BEING INDEX

Keeping a focus on making life **better for our children**

**MARION COUNTY  
RANK: 44**



## ECONOMIC WELL-BEING

DOMAIN RANK:

**40**

	Baseline Year	%	Current Year	%	Number	Change
Children in poverty	2016	28.2	2020	21.7	14,650	BETTER
Unemployment rate	2017	5.1	2021	4.9	6,983	SAME
High housing cost burden (>30% income spent)	2011-15	31.3	2016-20	26.3	38,401	BETTER
Teens not in school and not working	2011-15	9.7	2016-20	9.7	1,416	SAME



## EDUCATION

DOMAIN RANK:

**50**

	Baseline Year	%	Current Year	%	Number	Change
3 and 4 year old children not enrolled in school	2011-15	51.0	2016-20	60.4	4,887	WORSE
4th grade students not proficient in English Language Arts	2016-17	76.0	2020-21	73.0	2,308	BETTER
8th grade students not proficient in math	2016-17	85.0	2020-21	91.0	1,825	WORSE
High school students not graduating on time	2016-17	21.5	2020-21	13.5	—	BETTER



## HEALTH

DOMAIN RANK:

**35**

	Baseline Year	%	Current Year	%	Number	Change
Low-birthweight babies	2013-15	8.7	2018-20	8.7	911	SAME
Uninsured children	2015	6.3	2020	7.0	4,803	SAME
Overweight and obese 1st, 3rd, and 6th grade students	2016-17	38.3	2020-21	33.0	3,047	BETTER
High school teens who used alcohol/drugs (past 30 days)	2016	31.3	2022	26.0	—	BETTER



## FAMILY AND COMMUNITY

DOMAIN RANK:

**46**

	Baseline Year	%	Current Year	%	Number	Change
Children in single parent families	2011-15	39.2	2016-20	39.2	21,346	SAME
Children living in high poverty areas	2011-15	21.7	2016-20	8.5	5,695	BETTER
Children with verified maltreatment (per 1,000)	2016-17	14.7	2020-21	12.4	838	BETTER
Youth contacts with the juvenile justice system (per 1,000)	2016-17	16.8	2020-21	11.3	765	BETTER

FLORIDA

POLICY

INSTITUTE

phone

407.440.1421

email

info@floridapolicy.org

twitter

@floridapolicy

instagram

@floridapolicy

facebook

address

/flpolicyinstitute

1001 N. Orange Ave

Orlando, FL 32801

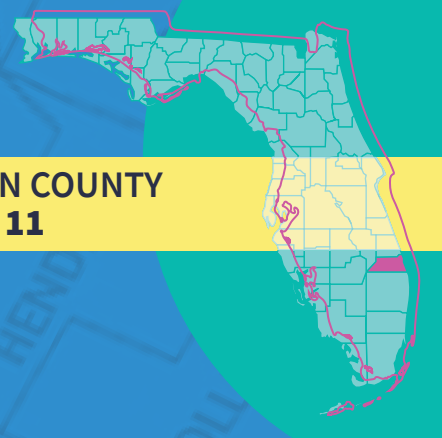
website

www.floridapolicy.org

# 2022 FLORIDA CHILD WELL-BEING INDEX

Keeping a focus on making life **better for our children**

**MARTIN COUNTY  
RANK: 11**



## ECONOMIC WELL-BEING

DOMAIN RANK:

24

	Baseline Year	%	Current Year	%	Number	Change
Children in poverty	2016	17.9	2020	17.3	4,391	SAME
Unemployment rate	2017	4.3	2021	3.6	2,614	SAME
High housing cost burden (>30% income spent)	2011-15	35.3	2016-20	29.3	19,002	BETTER
Teens not in school and not working	2011-15	6.7	2016-20	4.8	283	BETTER



## EDUCATION

DOMAIN RANK:

14

	Baseline Year	%	Current Year	%	Number	Change
3 and 4 year old children not enrolled in school	2011-15	35.6	2016-20	50.6	1,430	WORSE
4th grade students not proficient in English Language Arts	2016-17	70.0	2020-21	72.0	1,084	WORSE
8th grade students not proficient in math	2016-17	63.0	2020-21	80.0	491	WORSE
High school students not graduating on time	2016-17	16.1	2020-21	5.9	—	BETTER



## HEALTH

DOMAIN RANK:

26

	Baseline Year	%	Current Year	%	Number	Change
Low-birthweight babies	2013-15	6.6	2018-20	6.9	256	SAME
Uninsured children	2015	9.6	2020	7.8	2,121	BETTER
Overweight and obese 1st, 3rd, and 6th grade students	2016-17	33.2	2020-21	4.7	185	BETTER
High school teens who used alcohol/drugs (past 30 days)	2016	38.9	2022	24.3	—	BETTER



## FAMILY AND COMMUNITY

DOMAIN RANK:

9

	Baseline Year	%	Current Year	%	Number	Change
Children in single parent families	2011-15	27.6	2016-20	26.9	6,265	SAME
Children living in high poverty areas	2011-15	2.8	2016-20	2.6	669	SAME
Children with verified maltreatment (per 1,000)	2016-17	11.3	2020-21	7.5	197	BETTER
Youth contacts with the juvenile justice system (per 1,000)	2016-17	16.1	2020-21	5.6	146	BETTER

FLORIDA

POLICY

INSTITUTE

phone

407.440.1421

email

info@floridapolicy.org

twitter

@floridapolicy

instagram

@floridapolicy

facebook

address

/flpolicyinstitute

1001 N. Orange Ave

Orlando, FL 32801

website

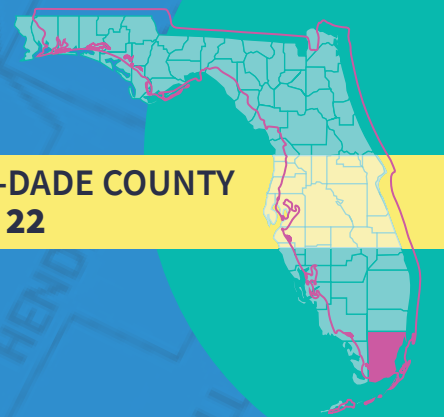
www.floridapolicy.org



# 2022 FLORIDA CHILD WELL-BEING INDEX

Keeping a focus on making life **better for our children**

**MIAMI-DADE COUNTY  
RANK: 22**



## ECONOMIC WELL-BEING

DOMAIN RANK:

34

	Baseline Year	%	Current Year	%	Number	Change
Children in poverty	2016	24.8	2020	19.9	106,575	BETTER
Unemployment rate	2017	4.8	2021	5.2	68,341	SAME
High housing cost burden (>30% income spent)	2011-15	50.4	2016-20	46.8	422,660	BETTER
Teens not in school and not working	2011-15	9.5	2016-20	7.2	9,089	BETTER



## EDUCATION

DOMAIN RANK:

36

	Baseline Year	%	Current Year	%	Number	Change
3 and 4 year old children not enrolled in school	2011-15	41.0	2016-20	37.4	23,461	BETTER
4th grade students not proficient in English Language Arts	2016-17	70.0	2020-21	89.0	21,177	WORSE
8th grade students not proficient in math	2016-17	84.0	2020-21	91.0	12,372	WORSE
High school students not graduating on time	2016-17	19.3	2020-21	9.9	—	BETTER



## HEALTH

DOMAIN RANK:

32

	Baseline Year	%	Current Year	%	Number	Change
Low-birthweight babies	2013-15	8.6	2018-20	8.1	7,241	SAME
Uninsured children	2015	7.8	2020	6.4	35,293	BETTER
Overweight and obese 1st, 3rd, and 6th grade students	2016-17	21.7	2020-21	9.4	6,903	BETTER
High school teens who used alcohol/drugs (past 30 days)	2016	31.1	2022	27.0	—	BETTER



## FAMILY AND COMMUNITY

DOMAIN RANK:

13

	Baseline Year	%	Current Year	%	Number	Change
Children in single parent families	2011-15	36.8	2016-20	37.7	176,268	SAME
Children living in high poverty areas	2011-15	22.7	2016-20	12.1	66,803	BETTER
Children with verified maltreatment (per 1,000)	2016-17	4.4	2020-21	1.8	966	BETTER
Youth contacts with the juvenile justice system (per 1,000)	2016-17	6.8	2020-21	2.6	1,386	BETTER

FLORIDA

POLICY

INSTITUTE

phone

407.440.1421

email

info@floridapolicy.org

twitter

@floridapolicy

instagram

@floridapolicy

facebook

address

/flpolicyinstitute

1001 N. Orange Ave

Orlando, FL 32801

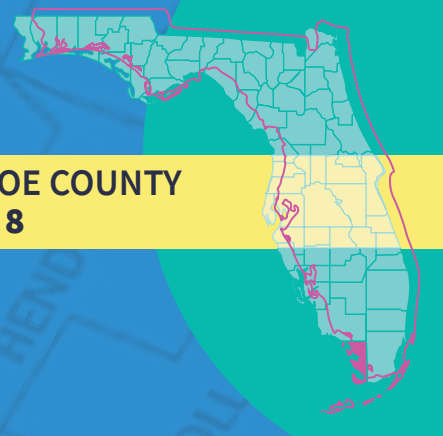
website

www.floridapolicy.org

# 2022 FLORIDA CHILD WELL-BEING INDEX

Keeping a focus on making life **better for our children**

**MONROE COUNTY  
RANK: 8**



## ECONOMIC WELL-BEING

DOMAIN RANK:

9

	Baseline Year	%	Current Year	%	Number	Change
Children in poverty	2016	18.0	2020	15.3	1,714	BETTER
Unemployment rate	2017	3.3	2021	3.0	1,368	SAME
High housing cost burden (>30% income spent)	2011-15	45.6	2016-20	42.1	13,820	BETTER
Teens not in school and not working	2011-15	8.4	2016-20	3.4	87	BETTER



## EDUCATION

DOMAIN RANK:

5

	Baseline Year	%	Current Year	%	Number	Change
3 and 4 year old children not enrolled in school	2011-15	40.7	2016-20	58.9	918	WORSE
4th grade students not proficient in English Language Arts	2016-17	71.0	2020-21	58.0	371	BETTER
8th grade students not proficient in math	2016-17	72.0	2020-21	73.0	377	WORSE
High school students not graduating on time	2016-17	20.8	2020-21	8.5	—	BETTER



## HEALTH

DOMAIN RANK:

51

	Baseline Year	%	Current Year	%	Number	Change
Low-birthweight babies	2013-15	6.9	2018-20	6.5	133	SAME
Uninsured children	2015	12.5	2020	10.1	1,192	BETTER
Overweight and obese 1st, 3rd, and 6th grade students	2016-17	26.5	2020-21	23.8	463	BETTER
High school teens who used alcohol/drugs (past 30 days)	2016	43.4	2022	27.8	—	BETTER



## FAMILY AND COMMUNITY

DOMAIN RANK:

3

	Baseline Year	%	Current Year	%	Number	Change
Children in single parent families	2011-15	32.9	2016-20	32.7	3,426	SAME
Children living in high poverty areas	2011-15	3.5	2016-20	0.0	0	BETTER
Children with verified maltreatment (per 1,000)	2016-17	15.9	2020-21	5.7	70	BETTER
Youth contacts with the juvenile justice system (per 1,000)	2016-17	13.2	2020-21	4.9	60	BETTER

FLORIDA

POLICY

INSTITUTE

phone

407.440.1421

email

info@floridapolicy.org

twitter

@floridapolicy

instagram

@floridapolicy

facebook

address

/flpolicyinstitute

1001 N. Orange Ave

Orlando, FL 32801

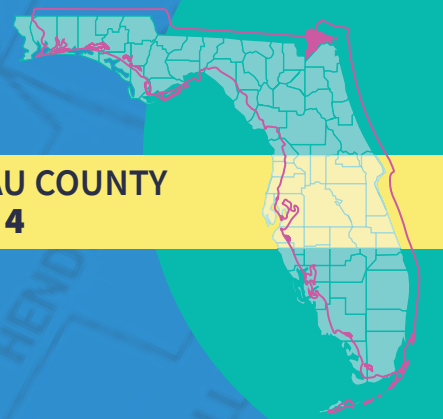
website

www.floridapolicy.org

# 2022 FLORIDA CHILD WELL-BEING INDEX

Keeping a focus on making life **better for our children**

**NASSAU COUNTY  
RANK: 4**



## ECONOMIC WELL-BEING

DOMAIN RANK:

3

	Baseline Year	%	Current Year	%	Number	Change
Children in poverty	2016	14.4	2020	11.6	2,042	BETTER
Unemployment rate	2017	4.0	2021	3.4	1,461	SAME
High housing cost burden (>30% income spent)	2011-15	32.1	2016-20	24.1	8,051	BETTER
Teens not in school and not working	2011-15	10.9	2016-20	7.0	240	BETTER



## EDUCATION

DOMAIN RANK:

21

	Baseline Year	%	Current Year	%	Number	Change
3 and 4 year old children not enrolled in school	2011-15	64.3	2016-20	62.8	1,227	BETTER
4th grade students not proficient in English Language Arts	2016-17	63.0	2020-21	65.0	560	WORSE
8th grade students not proficient in math	2016-17	75.0	2020-21	80.0	354	WORSE
High school students not graduating on time	2016-17	9.1	2020-21	6.6	—	BETTER



## HEALTH

DOMAIN RANK:

36

	Baseline Year	%	Current Year	%	Number	Change
Low-birthweight babies	2013-15	7.8	2018-20	8.2	206	SAME
Uninsured children	2015	7.4	2020	7.7	1,448	SAME
Overweight and obese 1st, 3rd, and 6th grade students	2016-17	37.3	2020-21	12.2	329	BETTER
High school teens who used alcohol/drugs (past 30 days)	2016	31.0	2022	26.2	—	BETTER



## FAMILY AND COMMUNITY

DOMAIN RANK:

2

	Baseline Year	%	Current Year	%	Number	Change
Children in single parent families	2011-15	32.5	2016-20	22.5	3,219	BETTER
Children living in high poverty areas	2011-15	0.0	2016-20	0.0	0	SAME
Children with verified maltreatment (per 1,000)	2016-17	11.5	2020-21	6.0	109	BETTER
Youth contacts with the juvenile justice system (per 1,000)	2016-17	9.2	2020-21	4.6	84	BETTER

FLORIDA

POLICY

INSTITUTE

phone

407.440.1421

email

info@floridapolicy.org

twitter

@floridapolicy

instagram

@floridapolicy

facebook

address

/flpolicyinstitute

1001 N. Orange Ave

Orlando, FL 32801

website

www.floridapolicy.org

# 2022 FLORIDA CHILD WELL-BEING INDEX

Keeping a focus on making life **better for our children**

**OKALOOSA COUNTY  
RANK: 21**



## ECONOMIC WELL-BEING

DOMAIN RANK:

7

	Baseline Year	%	Current Year	%	Number	Change
Children in poverty	2016	16.4	2020	14.2	6,557	BETTER
Unemployment rate	2017	3.5	2021	3.3	3,315	SAME
High housing cost burden (>30% income spent)	2011-15	33.2	2016-20	30.5	24,200	BETTER
Teens not in school and not working	2011-15	6.3	2016-20	6.4	573	SAME



## EDUCATION

DOMAIN RANK:

38

	Baseline Year	%	Current Year	%	Number	Change
3 and 4 year old children not enrolled in school	2011-15	45.3	2016-20	61.1	3,049	WORSE
4th grade students not proficient in English Language Arts	2016-17	67.0	2020-21	79.0	1,902	WORSE
8th grade students not proficient in math	2016-17	64.0	2020-21	81.0	1,072	WORSE
High school students not graduating on time	2016-17	13.8	2020-21	7.8	—	BETTER



## HEALTH

DOMAIN RANK:

25

	Baseline Year	%	Current Year	%	Number	Change
Low-birthweight babies	2013-15	7.7	2018-20	8.4	674	SAME
Uninsured children	2015	7.2	2020	8.2	3,969	SAME
Overweight and obese 1st, 3rd, and 6th grade students	2016-17	28.5	2019-20**	28.7	2,200	SAME
High school teens who used alcohol/drugs (past 30 days)	2016	32.5	2022	22.0	—	BETTER



## FAMILY AND COMMUNITY

DOMAIN RANK:

37

	Baseline Year	%	Current Year	%	Number	Change
Children in single parent families	2011-15	31.7	2016-20	27.0	10,903	BETTER
Children living in high poverty areas	2011-15	0.0	2016-20	1.4	637	WORSE
Children with verified maltreatment (per 1,000)	2016-17	16.9	2020-21	9.9	466	BETTER
Youth contacts with the juvenile justice system (per 1,000)	2016-17	23.7	2020-21	15.4	725	BETTER

\*\*2020-21 data are unavailable

FLORIDA

POLICY

INSTITUTE

phone

407.440.1421

email

info@floridapolicy.org

twitter

@floridapolicy

instagram

@floridapolicy

facebook

address

/flpolicyinstitute

1001 N. Orange Ave

Orlando, FL 32801

website

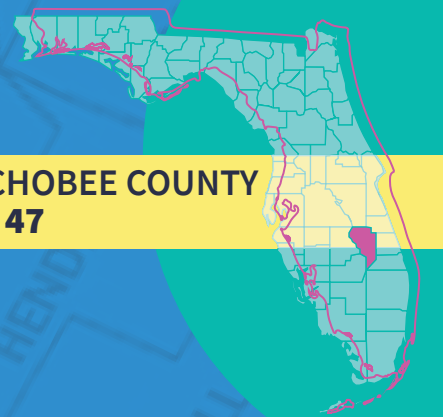
www.floridapolicy.org



# 2022 FLORIDA CHILD WELL-BEING INDEX

Keeping a focus on making life **better for our children**

**OKEECHOBEE COUNTY  
RANK: 47**



## ECONOMIC WELL-BEING

DOMAIN RANK:

46

	Baseline Year	%	Current Year	%	Number	Change
Children in poverty	2016	29.4	2020	24.7	2,103	BETTER
Unemployment rate	2017	4.5	2021	4.1	720	SAME
High housing cost burden (>30% income spent)	2011-15	29.6	2016-20	23.4	3,410	BETTER
Teens not in school and not working	2011-15	14.5	2016-20	24.4	604	WORSE



## EDUCATION

DOMAIN RANK:

60

	Baseline Year	%	Current Year	%	Number	Change
3 and 4 year old children not enrolled in school	2011-15	69.8	2016-20	71.8	661	WORSE
4th grade students not proficient in English Language Arts	2016-17	82.0	2020-21	73.0	344	BETTER
8th grade students not proficient in math	2016-17	93.0	2020-21	87.0	252	BETTER
High school students not graduating on time	2016-17	28.3	2020-21	14.9	—	BETTER



## HEALTH

DOMAIN RANK:

9

	Baseline Year	%	Current Year	%	Number	Change
Low-birthweight babies	2013-15	7.4	2018-20	6.4	100	BETTER
Uninsured children	2015	11.1	2020	9.4	813	BETTER
Overweight and obese 1st, 3rd, and 6th grade students	2016-17	39.9	2020-21	12.8	186	BETTER
High school teens who used alcohol/drugs (past 30 days)	2016	30.5	2022	19.5	—	BETTER



## FAMILY AND COMMUNITY

DOMAIN RANK:

56

	Baseline Year	%	Current Year	%	Number	Change
Children in single parent families	2011-15	40.9	2016-20	31.8	2,132	BETTER
Children living in high poverty areas	2011-15	49.6	2016-20	12.5	1,111	BETTER
Children with verified maltreatment (per 1,000)	2016-17	24.4	2020-21	12.5	109	BETTER
Youth contacts with the juvenile justice system (per 1,000)	2016-17	16.7	2020-21	13.9	121	BETTER

FLORIDA

POLICY

INSTITUTE

phone

407.440.1421

email

info@floridapolicy.org

twitter

@floridapolicy

instagram

@floridapolicy

facebook

address

/flpolicyinstitute

1001 N. Orange Ave

Orlando, FL 32801

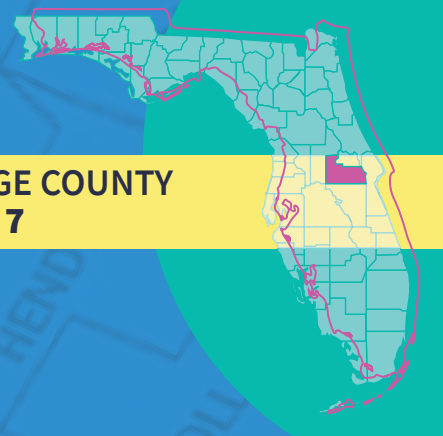
website

www.floridapolicy.org

# 2022 FLORIDA CHILD WELL-BEING INDEX

Keeping a focus on making life **better for our children**

**ORANGE COUNTY  
RANK: 7**



## ECONOMIC WELL-BEING

DOMAIN RANK:

**28**

	Baseline Year	%	Current Year	%	Number	Change
Children in poverty	2016	22.2	2020	16.7	49,796	BETTER
Unemployment rate	2017	3.8	2021	5.2	38,318	WORSE
High housing cost burden (>30% income spent)	2011-15	43.1	2016-20	37.7	176,615	BETTER
Teens not in school and not working	2011-15	6.5	2016-20	5.6	4,037	SAME



## EDUCATION

DOMAIN RANK:

**33**

	Baseline Year	%	Current Year	%	Number	Change
3 and 4 year old children not enrolled in school	2011-15	52.1	2016-20	46.6	16,238	BETTER
4th grade students not proficient in English Language Arts	2016-17	71.0	2020-21	80.0	12,003	WORSE
8th grade students not proficient in math	2016-17	92.0	2020-21	89.0	7,422	BETTER
High school students not graduating on time	2016-17	15.3	2020-21	9.6	—	BETTER



## HEALTH

DOMAIN RANK:

**4**

	Baseline Year	%	Current Year	%	Number	Change
Low-birthweight babies	2013-15	8.9	2018-20	8.7	4,282	SAME
Uninsured children	2015	7.2	2020	6.3	19,388	SAME
Overweight and obese 1st, 3rd, and 6th grade students	2016-17	31.4	2020-21	15.6	6,903	BETTER
High school teens who used alcohol/drugs (past 30 days)	2016	30.6	2022	18.4	—	BETTER



## FAMILY AND COMMUNITY

DOMAIN RANK:

**18**

	Baseline Year	%	Current Year	%	Number	Change
Children in single parent families	2011-15	36.3	2016-20	32.8	86,151	BETTER
Children living in high poverty areas	2011-15	14.8	2016-20	6.3	19,214	BETTER
Children with verified maltreatment (per 1,000)	2016-17	8.9	2020-21	4.9	1,540	BETTER
Youth contacts with the juvenile justice system (per 1,000)	2016-17	19.2	2020-21	6.4	1,999	BETTER

FLORIDA

POLICY

INSTITUTE

phone

407.440.1421

email

info@floridapolicy.org

twitter

@floridapolicy

instagram

@floridapolicy

facebook

address

/flpolicyinstitute

1001 N. Orange Ave

Orlando, FL 32801

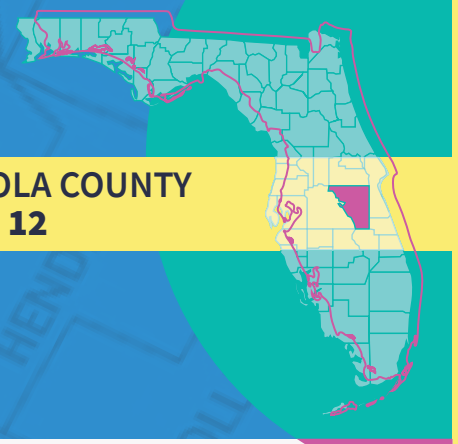
website

www.floridapolicy.org

# 2022 FLORIDA CHILD WELL-BEING INDEX

Keeping a focus on making life **better for our children**

**OSCEOLA COUNTY  
RANK: 12**



## ECONOMIC WELL-BEING

DOMAIN RANK:

30

	Baseline Year	%	Current Year	%	Number	Change
Children in poverty	2016	23.3	2020	17.6	15,979	BETTER
Unemployment rate	2017	4.4	2021	6.3	11,669	WORSE
High housing cost burden (>30% income spent)	2011-15	44.7	2016-20	39.3	43,061	BETTER
Teens not in school and not working	2011-15	9.0	2016-20	11.1	2,307	WORSE



## EDUCATION

DOMAIN RANK:

39

	Baseline Year	%	Current Year	%	Number	Change
3 and 4 year old children not enrolled in school	2011-15	55.8	2016-20	62.6	6,148	WORSE
4th grade students not proficient in English Language Arts	2016-17	78.0	2020-21	70.0	3,459	BETTER
8th grade students not proficient in math	2016-17	81.0	2020-21	86.0	4,215	WORSE
High school students not graduating on time	2016-17	13.7	2020-21	10.3	—	BETTER



## HEALTH

DOMAIN RANK:

6

	Baseline Year	%	Current Year	%	Number	Change
Low-birthweight babies	2013-15	8.3	2018-20	8.1	1,087	SAME
Uninsured children	2015	8.3	2020	6.9	6,388	BETTER
Overweight and obese 1st, 3rd, and 6th grade students	2016-17	36.2	2020-21	13.6	2,090	BETTER
High school teens who used alcohol/drugs (past 30 days)	2016	25.5	2022	19.4	—	BETTER



## FAMILY AND COMMUNITY

DOMAIN RANK:

17

	Baseline Year	%	Current Year	%	Number	Change
Children in single parent families	2011-15	34.3	2016-20	36.1	27,257	WORSE
Children living in high poverty areas	2011-15	7.9	2016-20	5.7	5,097	BETTER
Children with verified maltreatment (per 1,000)	2016-17	7.3	2020-21	3.9	353	BETTER
Youth contacts with the juvenile justice system (per 1,000)	2016-17	13.2	2020-21	7.7	695	BETTER

FLORIDA

POLICY

INSTITUTE

phone

407.440.1421

email

info@floridapolicy.org

twitter

@floridapolicy

instagram

@floridapolicy

facebook

address

/flpolicyinstitute

1001 N. Orange Ave

Orlando, FL 32801

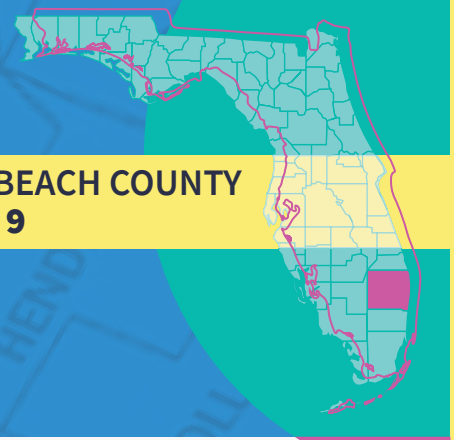
website

www.floridapolicy.org

# 2022 FLORIDA CHILD WELL-BEING INDEX

Keeping a focus on making life **better for our children**

**PALM BEACH COUNTY  
RANK: 9**



## ECONOMIC WELL-BEING

DOMAIN RANK:

21

	Baseline Year	%	Current Year	%	Number	Change
Children in poverty	2016	19.0	2020	16.2	45,103	BETTER
Unemployment rate	2017	4.2	2021	4.3	31,669	SAME
High housing cost burden (>30% income spent)	2011-15	41.3	2016-20	38.1	215,341	BETTER
Teens not in school and not working	2011-15	6.7	2016-20	6.3	4,083	SAME



## EDUCATION

DOMAIN RANK:

6

	Baseline Year	%	Current Year	%	Number	Change
3 and 4 year old children not enrolled in school	2011-15	44.4	2016-20	43.3	14,006	BETTER
4th grade students not proficient in English Language Arts	2016-17	69.0	2020-21	75.0	10,444	WORSE
8th grade students not proficient in math	2016-17	60.0	2020-21	73.0	10,182	WORSE
High school students not graduating on time	2016-17	15.0	2020-21	9.0	—	BETTER



## HEALTH

DOMAIN RANK:

18

	Baseline Year	%	Current Year	%	Number	Change
Low-birthweight babies	2013-15	8.4	2018-20	8.6	3,783	SAME
Uninsured children	2015	8.8	2020	9.1	26,561	SAME
Overweight and obese 1st, 3rd, and 6th grade students	2016-17	34.2	2020-21	24.1	10,042	BETTER
High school teens who used alcohol/drugs (past 30 days)	2016	33.3	2022	19.7	—	BETTER



## FAMILY AND COMMUNITY

DOMAIN RANK:

10

	Baseline Year	%	Current Year	%	Number	Change
Children in single parent families	2011-15	35.0	2016-20	31.2	77,415	BETTER
Children living in high poverty areas	2011-15	14.8	2016-20	5.9	16,561	BETTER
Children with verified maltreatment (per 1,000)	2016-17	5.1	2020-21	4.0	1,142	BETTER
Youth contacts with the juvenile justice system (per 1,000)	2016-17	12.8	2020-21	5.8	1,651	BETTER

FLORIDA

POLICY

INSTITUTE

phone

407.440.1421

email

info@floridapolicy.org

twitter

@floridapolicy

instagram

@floridapolicy

facebook

address

/flpolicyinstitute

1001 N. Orange Ave

Orlando, FL 32801

website

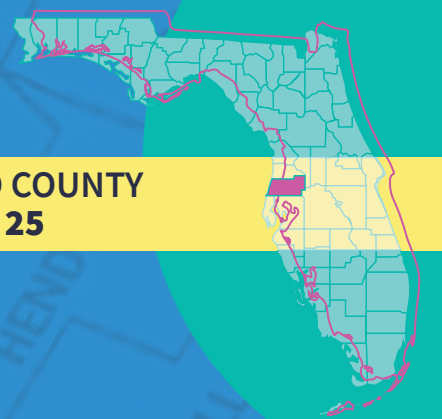
www.floridapolicy.org



# 2022 FLORIDA CHILD WELL-BEING INDEX

Keeping a focus on making life **better for our children**

**PASCO COUNTY  
RANK: 25**



## ECONOMIC WELL-BEING

DOMAIN RANK:

**23**

	Baseline Year	%	Current Year	%	Number	Change
Children in poverty	2016	18.1	2020	16.3	18,363	BETTER
Unemployment rate	2017	4.5	2021	4.4	10,866	SAME
High housing cost burden (>30% income spent)	2011-15	32.1	2016-20	29.7	62,124	BETTER
Teens not in school and not working	2011-15	11.5	2016-20	7.6	1,823	BETTER



## EDUCATION

DOMAIN RANK:

**13**

	Baseline Year	%	Current Year	%	Number	Change
3 and 4 year old children not enrolled in school	2011-15	59.5	2016-20	57.4	6,533	BETTER
4th grade students not proficient in English Language Arts	2016-17	71.0	2020-21	71.0	4,218	SAME
8th grade students not proficient in math	2016-17	63.0	2020-21	70.0	3,963	WORSE
High school students not graduating on time	2016-17	18.6	2020-21	9.0	—	BETTER



## HEALTH

DOMAIN RANK:

**43**

	Baseline Year	%	Current Year	%	Number	Change
Low-birthweight babies	2013-15	8.4	2018-20	8.0	1,216	SAME
Uninsured children	2015	6.6	2020	6.7	7,973	SAME
Overweight and obese 1st, 3rd, and 6th grade students	2016-17	33.0	2020-21	7.6	1,311	BETTER
High school teens who used alcohol/drugs (past 30 days)	2016	37.1	2022	28.7	—	BETTER



## FAMILY AND COMMUNITY

DOMAIN RANK:

**28**

	Baseline Year	%	Current Year	%	Number	Change
Children in single parent families	2011-15	29.5	2016-20	30.4	29,308	SAME
Children living in high poverty areas	2011-15	6.8	2016-20	2.4	2,638	BETTER
Children with verified maltreatment (per 1,000)	2016-17	18.0	2020-21	10.7	1,217	BETTER
Youth contacts with the juvenile justice system (per 1,000)	2016-17	14.1	2020-21	9.4	1,075	BETTER

FLORIDA

POLICY

INSTITUTE

phone

407.440.1421

email

info@floridapolicy.org

twitter

@floridapolicy

instagram

@floridapolicy

facebook

address

/flpolicyinstitute

1001 N. Orange Ave

Orlando, FL 32801

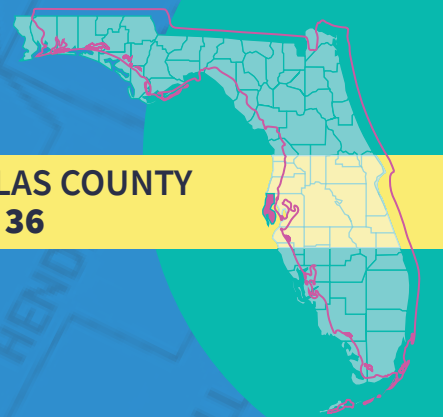
website

www.floridapolicy.org

# 2022 FLORIDA CHILD WELL-BEING INDEX

Keeping a focus on making life **better for our children**

**PINELLAS COUNTY  
RANK: 36**



## ECONOMIC WELL-BEING

DOMAIN RANK:

**18**

	Baseline Year	%	Current Year	%	Number	Change
Children in poverty	2016	19.6	2020	15.8	23,715	BETTER
Unemployment rate	2017	3.9	2021	4.0	19,465	SAME
High housing cost burden (>30% income spent)	2011-15	37.6	2016-20	33.5	138,393	BETTER
Teens not in school and not working	2011-15	8.8	2016-20	7.3	2,554	BETTER



## EDUCATION

DOMAIN RANK:

**37**

	Baseline Year	%	Current Year	%	Number	Change
3 and 4 year old children not enrolled in school	2011-15	51.0	2016-20	48.3	8,487	BETTER
4th grade students not proficient in English Language Arts	2016-17	73.0	2020-21	81.0	5,361	WORSE
8th grade students not proficient in math	2016-17	89.0	2020-21	91.0	3,150	WORSE
High school students not graduating on time	2016-17	17.1	2020-21	8.0	—	BETTER



## HEALTH

DOMAIN RANK:

**11**

	Baseline Year	%	Current Year	%	Number	Change
Low-birthweight babies	2013-15	8.1	2018-20	8.1	1,910	SAME
Uninsured children	2015	6.0	2020	5.1	8,049	SAME
Overweight and obese 1st, 3rd, and 6th grade students	2016-17	35.6	2020-21	12.2	2,537	BETTER
High school teens who used alcohol/drugs (past 30 days)	2016	36.8	2022	23.0	—	BETTER



## FAMILY AND COMMUNITY

DOMAIN RANK:

**53**

	Baseline Year	%	Current Year	%	Number	Change
Children in single parent families	2011-15	38.3	2016-20	35.7	48,732	BETTER
Children living in high poverty areas	2011-15	7.0	2016-20	6.2	9,667	SAME
Children with verified maltreatment (per 1,000)	2016-17	16.3	2020-21	15.8	2,360	SAME
Youth contacts with the juvenile justice system (per 1,000)	2016-17	25.6	2020-21	13.7	2,045	BETTER

FLORIDA

POLICY

INSTITUTE

phone

407.440.1421

email

info@floridapolicy.org

twitter

@floridapolicy

instagram

@floridapolicy

facebook

address

/flpolicyinstitute

1001 N. Orange Ave

Orlando, FL 32801

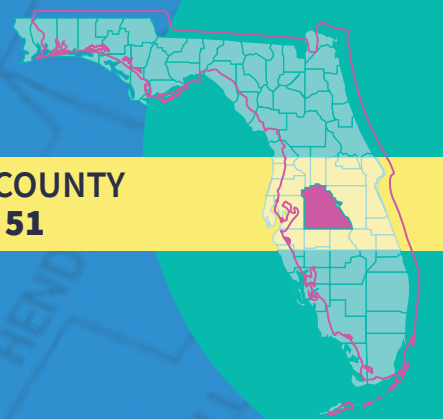
website

www.floridapolicy.org

# 2022 FLORIDA CHILD WELL-BEING INDEX

Keeping a focus on making life **better for our children**

**POLK COUNTY  
RANK: 51**



## ECONOMIC WELL-BEING

DOMAIN RANK:

**42**

	Baseline Year	%	Current Year	%	Number	Change
Children in poverty	2016	25.4	2020	22.2	35,274	BETTER
Unemployment rate	2017	4.9	2021	5.4	17,585	SAME
High housing cost burden (>30% income spent)	2011-15	32.2	2016-20	29.4	70,754	BETTER
Teens not in school and not working	2011-15	10.2	2016-20	9.7	3,361	SAME



## EDUCATION

DOMAIN RANK:

**57**

	Baseline Year	%	Current Year	%	Number	Change
3 and 4 year old children not enrolled in school	2011-15	57.4	2016-20	57.8	9,603	SAME
4th grade students not proficient in English Language Arts	2016-17	77.0	2020-21	84.0	6,723	WORSE
8th grade students not proficient in math	2016-17	86.0	2020-21	88.0	4,382	WORSE
High school students not graduating on time	2016-17	24.6	2020-21	14.7	—	BETTER



## HEALTH

DOMAIN RANK:

**54**

	Baseline Year	%	Current Year	%	Number	Change
Low-birthweight babies	2013-15	8.4	2018-20	9.1	2,196	SAME
Uninsured children	2015	6.6	2020	7.0	11,372	SAME
Overweight and obese 1st, 3rd, and 6th grade students	2016-17	34.7	2020-21	17.0	4,026	BETTER
High school teens who used alcohol/drugs (past 30 days)	2016	31.8	2022	28.9	—	BETTER



## FAMILY AND COMMUNITY

DOMAIN RANK:

**47**

	Baseline Year	%	Current Year	%	Number	Change
Children in single parent families	2011-15	39.0	2016-20	35.2	46,296	BETTER
Children living in high poverty areas	2011-15	20.8	2016-20	10.7	16,644	BETTER
Children with verified maltreatment (per 1,000)	2016-17	12.0	2020-21	9.7	1,541	BETTER
Youth contacts with the juvenile justice system (per 1,000)	2016-17	34.3	2020-21	12.0	1,901	BETTER

FLORIDA

POLICY

INSTITUTE

phone

407.440.1421

email

info@floridapolicy.org

twitter

@floridapolicy

instagram

@floridapolicy

facebook

address

/flpolicyinstitute

1001 N. Orange Ave

Orlando, FL 32801

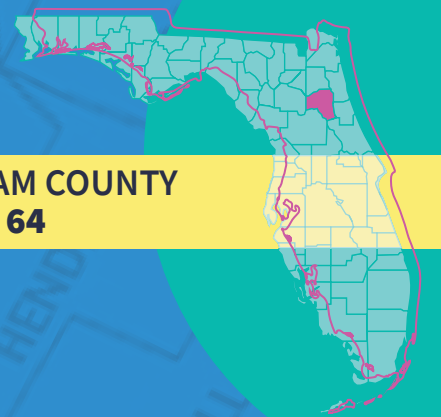
website

www.floridapolicy.org

# 2022 FLORIDA CHILD WELL-BEING INDEX

Keeping a focus on making life **better for our children**

**PUTNAM COUNTY  
RANK: 64**



## ECONOMIC WELL-BEING

DOMAIN RANK:

**64**

	Baseline Year	%	Current Year	%	Number	Change
Children in poverty	2016	36.1	2020	33.0	5,099	BETTER
Unemployment rate	2017	5.5	2021	6.1	1,648	SAME
High housing cost burden (>30% income spent)	2011-15	33.4	2016-20	25.5	7,618	BETTER
Teens not in school and not working	2011-15	15.6	2016-20	18.4	531	WORSE



## EDUCATION

DOMAIN RANK:

**15**

	Baseline Year	%	Current Year	%	Number	Change
3 and 4 year old children not enrolled in school	2011-15	69.5	2016-20	53.9	970	BETTER
4th grade students not proficient in English Language Arts	2016-17	85.0	2020-21	51.0	374	BETTER
8th grade students not proficient in math	2016-17	95.0	2020-21	97.0	450	WORSE
High school students not graduating on time	2016-17	27.8	2020-21	7.5	—	BETTER



## HEALTH

DOMAIN RANK:

**19**

	Baseline Year	%	Current Year	%	Number	Change
Low-birthweight babies	2013-15	10.5	2018-20	10.8	266	SAME
Uninsured children	2015	7.0	2020	6.2	955	SAME
Overweight and obese 1st, 3rd, and 6th grade students	2016-17	31.2	2019-20**	39.5	943	WORSE
High school teens who used alcohol/drugs (past 30 days)	2016	39.1	2022	20.7	—	BETTER



## FAMILY AND COMMUNITY

DOMAIN RANK:

**64**

	Baseline Year	%	Current Year	%	Number	Change
Children in single parent families	2011-15	46.9	2016-20	42.3	5,146	BETTER
Children living in high poverty areas	2011-15	39.3	2016-20	29.6	4,672	BETTER
Children with verified maltreatment (per 1,000)	2016-17	23.6	2020-21	26.7	404	WORSE
Youth contacts with the juvenile justice system (per 1,000)	2016-17	19.9	2020-21	11.3	171	BETTER

\*\*2020-21 data are unavailable

FLORIDA

POLICY

INSTITUTE

phone

407.440.1421

email

info@floridapolicy.org

twitter

@floridapolicy

instagram

@floridapolicy

facebook

/flpolicyinstitute

address

1001 N. Orange Ave

Orlando, FL 32801

website

www.floridapolicy.org



# 2022 FLORIDA CHILD WELL-BEING INDEX

Keeping a focus on making life **better for our children**

**SAINT JOHNS COUNTY  
RANK: 1**



## ECONOMIC WELL-BEING

DOMAIN RANK:

**1**

	Baseline Year	%	Current Year	%	Number	Change
Children in poverty	2016	8.5	2020	9.3	5,477	SAME
Unemployment rate	2017	3.5	2021	3.0	4,310	SAME
High housing cost burden (>30% income spent)	2011-15	33.4	2016-20	26.6	24,294	BETTER
Teens not in school and not working	2011-15	3.4	2016-20	3.2	392	SAME



## EDUCATION

DOMAIN RANK:

**11**

	Baseline Year	%	Current Year	%	Number	Change
3 and 4 year old children not enrolled in school	2011-15	33.0	2016-20	47.0	2,508	WORSE
4th grade students not proficient in English Language Arts	2016-17	55.0	2020-21	80.0	2,593	WORSE
8th grade students not proficient in math	2016-17	57.0	2020-21	74.0	1,325	WORSE
High school students not graduating on time	2016-17	9.1	2020-21	5.0	—	BETTER



## HEALTH

DOMAIN RANK:

**41**

	Baseline Year	%	Current Year	%	Number	Change
Low-birthweight babies	2013-15	7.3	2018-20	6.9	457	SAME
Uninsured children	2015	5.3	2020	6.3	4,093	WORSE
Overweight and obese 1st, 3rd, and 6th grade students	2016-17	22.7	2020-21	7.7	759	BETTER
High school teens who used alcohol/drugs (past 30 days)	2016	34.2	2022	29.9	—	BETTER



## FAMILY AND COMMUNITY

DOMAIN RANK:

**1**

	Baseline Year	%	Current Year	%	Number	Change
Children in single parent families	2011-15	21.6	2016-20	18.1	9,111	BETTER
Children living in high poverty areas	2011-15	2.1	2016-20	0.3	158	BETTER
Children with verified maltreatment (per 1,000)	2016-17	8.5	2020-21	4.3	270	BETTER
Youth contacts with the juvenile justice system (per 1,000)	2016-17	8.8	2020-21	3.1	196	BETTER

FLORIDA

POLICY

INSTITUTE

phone

407.440.1421

email

info@floridapolicy.org

twitter

@floridapolicy

instagram

@floridapolicy

facebook

address

/flpolicyinstitute

1001 N. Orange Ave

Orlando, FL 32801

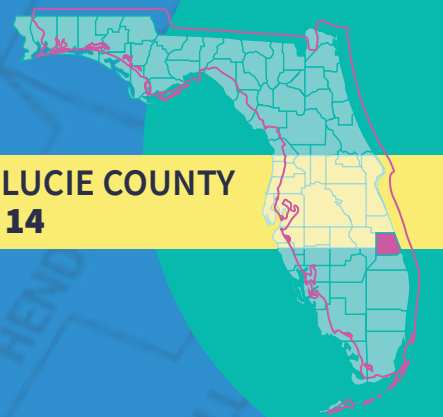
website

www.floridapolicy.org

# 2022 FLORIDA CHILD WELL-BEING INDEX

Keeping a focus on making life **better for our children**

**SAINT LUCIE COUNTY  
RANK: 14**



## ECONOMIC WELL-BEING

DOMAIN RANK:

**37**

	Baseline Year	%	Current Year	%	Number	Change
Children in poverty	2016	26.3	2020	21.2	13,642	BETTER
Unemployment rate	2017	5.2	2021	4.9	7,364	SAME
High housing cost burden (>30% income spent)	2011-15	39.0	2016-20	33.2	39,380	BETTER
Teens not in school and not working	2011-15	7.5	2016-20	7.0	988	SAME



## EDUCATION

DOMAIN RANK:

**20**

	Baseline Year	%	Current Year	%	Number	Change
3 and 4 year old children not enrolled in school	2011-15	53.5	2016-20	49.2	3,247	BETTER
4th grade students not proficient in English Language Arts	2016-17	78.0	2020-21	65.0	2,051	BETTER
8th grade students not proficient in math	2016-17	88.0	2020-21	93.0	1,642	WORSE
High school students not graduating on time	2016-17	9.9	2020-21	5.5	—	BETTER



## HEALTH

DOMAIN RANK:

**1**

	Baseline Year	%	Current Year	%	Number	Change
Low-birthweight babies	2013-15	8.0	2018-20	9.0	832	WORSE
Uninsured children	2015	7.1	2020	7.3	4,832	SAME
Overweight and obese 1st, 3rd, and 6th grade students	2016-17	42.7	2020-21	0.0	*	BETTER
High school teens who used alcohol/drugs (past 30 days)	2016	27.7	2022	9.1	—	BETTER



## FAMILY AND COMMUNITY

DOMAIN RANK:

**33**

	Baseline Year	%	Current Year	%	Number	Change
Children in single parent families	2011-15	34.8	2016-20	34.8	18,893	SAME
Children living in high poverty areas	2011-15	13.0	2016-20	7.7	4,904	BETTER
Children with verified maltreatment (per 1,000)	2016-17	10.5	2020-21	5.5	357	BETTER
Youth contacts with the juvenile justice system (per 1,000)	2016-17	18.6	2020-21	12.2	798	BETTER

*\*Data are suppressed due to confidentiality*

FLORIDA

POLICY

INSTITUTE

phone

407.440.1421

email

info@floridapolicy.org

twitter

@floridapolicy

instagram

@floridapolicy

facebook

/flpolicyinstitute

address

1001 N. Orange Ave

Orlando, FL 32801

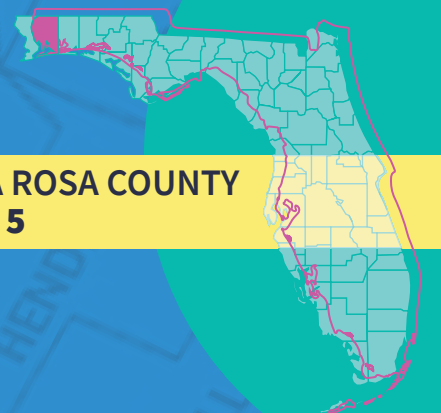
website

www.floridapolicy.org

# 2022 FLORIDA CHILD WELL-BEING INDEX

Keeping a focus on making life **better for our children**

**SANTA ROSA COUNTY  
RANK: 5**



## ECONOMIC WELL-BEING

DOMAIN RANK:

4

	Baseline Year	%	Current Year	%	Number	Change
Children in poverty	2016	14.9	2020	11.8	4,782	BETTER
Unemployment rate	2017	4.0	2021	3.5	2,938	SAME
High housing cost burden (>30% income spent)	2011-15	30.2	2016-20	25.3	16,618	BETTER
Teens not in school and not working	2011-15	9.3	2016-20	6.0	525	BETTER



## EDUCATION

DOMAIN RANK:

2

	Baseline Year	%	Current Year	%	Number	Change
3 and 4 year old children not enrolled in school	2011-15	57.8	2016-20	63.6	2,750	WORSE
4th grade students not proficient in English Language Arts	2016-17	66.0	2020-21	62.0	1,241	BETTER
8th grade students not proficient in math	2016-17	71.0	2020-21	59.0	1,238	BETTER
High school students not graduating on time	2016-17	13.6	2020-21	9.7	—	BETTER



## HEALTH

DOMAIN RANK:

27

	Baseline Year	%	Current Year	%	Number	Change
Low-birthweight babies	2013-15	7.9	2018-20	8.4	483	SAME
Uninsured children	2015	5.4	2020	6.2	2,681	SAME
Overweight and obese 1st, 3rd, and 6th grade students	2016-17	26.5	2020-21	9.0	543	BETTER
High school teens who used alcohol/drugs (past 30 days)	2016	39.5	2022	24.7	—	BETTER



## FAMILY AND COMMUNITY

DOMAIN RANK:

12

	Baseline Year	%	Current Year	%	Number	Change
Children in single parent families	2011-15	23.6	2016-20	22.7	7,778	SAME
Children living in high poverty areas	2011-15	3.6	2016-20	0.0	0	BETTER
Children with verified maltreatment (per 1,000)	2016-17	10.7	2020-21	8.8	378	BETTER
Youth contacts with the juvenile justice system (per 1,000)	2016-17	14.0	2020-21	7.6	324	BETTER

FLORIDA

POLICY

INSTITUTE

phone

407.440.1421

email

info@floridapolicy.org

twitter

@floridapolicy

instagram

@floridapolicy

facebook

address

/flpolicyinstitute

1001 N. Orange Ave

Orlando, FL 32801

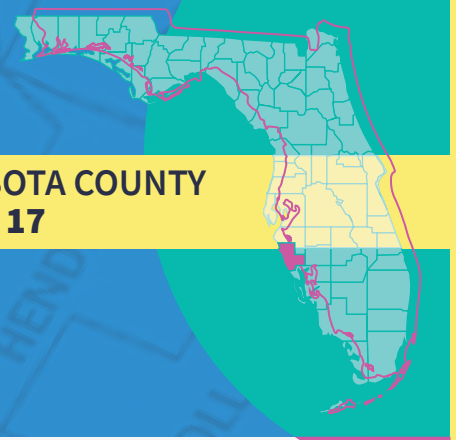
website

www.floridapolicy.org

# 2022 FLORIDA CHILD WELL-BEING INDEX

Keeping a focus on making life **better for our children**

**SARASOTA COUNTY  
RANK: 17**



## ECONOMIC WELL-BEING

DOMAIN RANK:

8

	Baseline Year	%	Current Year	%	Number	Change
Children in poverty	2016	17.9	2020	13.8	8,295	BETTER
Unemployment rate	2017	4.0	2021	3.8	7,365	SAME
High housing cost burden (>30% income spent)	2011-15	33.8	2016-20	30.6	57,914	BETTER
Teens not in school and not working	2011-15	6.9	2016-20	3.2	470	BETTER



## EDUCATION

DOMAIN RANK:

8

	Baseline Year	%	Current Year	%	Number	Change
3 and 4 year old children not enrolled in school	2011-15	46.9	2016-20	62.6	4,066	WORSE
4th grade students not proficient in English Language Arts	2016-17	59.0	2020-21	63.0	2,022	WORSE
8th grade students not proficient in math	2016-17	50.0	2020-21	70.0	1,338	WORSE
High school students not graduating on time	2016-17	14.3	2020-21	9.0	—	BETTER



## HEALTH

DOMAIN RANK:

47

	Baseline Year	%	Current Year	%	Number	Change
Low-birthweight babies	2013-15	6.9	2018-20	7.6	638	SAME
Uninsured children	2015	9.4	2020	8.1	5,277	BETTER
Overweight and obese 1st, 3rd, and 6th grade students	2016-17	46.8	2020-21	31.5	2,971	BETTER
High school teens who used alcohol/drugs (past 30 days)	2016	36.9	2022	27.8	—	BETTER



## FAMILY AND COMMUNITY

DOMAIN RANK:

22

	Baseline Year	%	Current Year	%	Number	Change
Children in single parent families	2011-15	32.2	2016-20	31.4	16,424	SAME
Children living in high poverty areas	2011-15	2.9	2016-20	1.8	1,073	BETTER
Children with verified maltreatment (per 1,000)	2016-17	10.4	2020-21	8.5	509	BETTER
Youth contacts with the juvenile justice system (per 1,000)	2016-17	12.6	2020-21	9.0	538	BETTER

FLORIDA

POLICY

INSTITUTE

phone

407.440.1421

email

info@floridapolicy.org

twitter

@floridapolicy

instagram

@floridapolicy

facebook

address

/flpolicyinstitute

1001 N. Orange Ave

Orlando, FL 32801

website

www.floridapolicy.org



# 2022 FLORIDA CHILD WELL-BEING INDEX

Keeping a focus on making life **better for our children**

**SEMINOLE COUNTY  
RANK: 2**



## ECONOMIC WELL-BEING

DOMAIN RANK:

2

	Baseline Year	%	Current Year	%	Number	Change
Children in poverty	2016	14.1	2020	10.4	10,085	BETTER
Unemployment rate	2017	3.8	2021	4.1	9,956	SAME
High housing cost burden (>30% income spent)	2011-15	37.6	2016-20	31.3	55,742	BETTER
Teens not in school and not working	2011-15	6.3	2016-20	3.4	738	BETTER



## EDUCATION

DOMAIN RANK:

4

	Baseline Year	%	Current Year	%	Number	Change
3 and 4 year old children not enrolled in school	2011-15	41.7	2016-20	38.4	3,765	BETTER
4th grade students not proficient in English Language Arts	2016-17	65.0	2020-21	61.0	2,844	BETTER
8th grade students not proficient in math	2016-17	79.0	2020-21	94.0	1,491	WORSE
High school students not graduating on time	2016-17	11.4	2020-21	4.5	—	BETTER



## HEALTH

DOMAIN RANK:

10

	Baseline Year	%	Current Year	%	Number	Change
Low-birthweight babies	2013-15	7.8	2018-20	7.5	1,029	SAME
Uninsured children	2015	6.3	2020	5.4	5,635	SAME
Overweight and obese 1st, 3rd, and 6th grade students	2016-17	28.0	2020-21	20.1	2,961	BETTER
High school teens who used alcohol/drugs (past 30 days)	2016	33.9	2022	22.6	—	BETTER



## FAMILY AND COMMUNITY

DOMAIN RANK:

6

	Baseline Year	%	Current Year	%	Number	Change
Children in single parent families	2011-15	29.3	2016-20	25.4	22,561	BETTER
Children living in high poverty areas	2011-15	1.4	2016-20	1.6	1,562	SAME
Children with verified maltreatment (per 1,000)	2016-17	8.0	2020-21	5.8	577	BETTER
Youth contacts with the juvenile justice system (per 1,000)	2016-17	16.2	2020-21	5.9	592	BETTER

FLORIDA

POLICY

INSTITUTE

phone

407.440.1421

email

info@floridapolicy.org

twitter

@floridapolicy

instagram

@floridapolicy

facebook

address

/flpolicyinstitute

1001 N. Orange Ave

Orlando, FL 32801

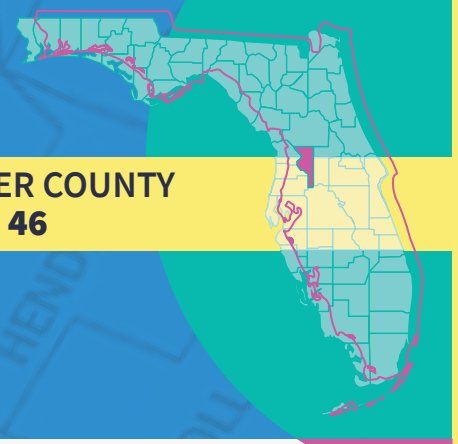
website

www.floridapolicy.org

# 2022 FLORIDA CHILD WELL-BEING INDEX

Keeping a focus on making life **better for our children**

**SUMTER COUNTY  
RANK: 46**



## ECONOMIC WELL-BEING

DOMAIN RANK:

**65**

	Baseline Year	%	Current Year	%	Number	Change
Children in poverty	2016	29.1	2020	34.8	3,278	WORSE
Unemployment rate	2017	6.2	2021	5.3	1,831	SAME
High housing cost burden (>30% income spent)	2011-15	23.3	2016-20	23.1	13,621	SAME
Teens not in school and not working	2011-15	12.1	2016-20	16.3	402	WORSE



## EDUCATION

DOMAIN RANK:

**25**

	Baseline Year	%	Current Year	%	Number	Change
3 and 4 year old children not enrolled in school	2011-15	71.7	2016-20	48.3	548	BETTER
4th grade students not proficient in English Language Arts	2016-17	66.0	2020-21	82.0	476	WORSE
8th grade students not proficient in math	2016-17	80.0	2020-21	77.0	284	BETTER
High school students not graduating on time	2016-17	14.7	2020-21	9.0	—	BETTER



## HEALTH

DOMAIN RANK:

**12**

	Baseline Year	%	Current Year	%	Number	Change
Low-birthweight babies	2013-15	10.2	2018-20	9.2	129	WORSE
Uninsured children	2015	7.5	2020	7.2	712	SAME
Overweight and obese 1st, 3rd, and 6th grade students	2016-17	27.7	2020-21	37.8	753	WORSE
High school teens who used alcohol/drugs (past 30 days)	2016	31.5	2022	19.6	—	BETTER



## FAMILY AND COMMUNITY

DOMAIN RANK:

**38**

	Baseline Year	%	Current Year	%	Number	Change
Children in single parent families	2011-15	36.9	2016-20	31.3	2,301	BETTER
Children living in high poverty areas	2011-15	7.1	2016-20	9.3	874	WORSE
Children with verified maltreatment (per 1,000)	2016-17	14.3	2020-21	5.5	50	BETTER
Youth contacts with the juvenile justice system (per 1,000)	2016-17	12.6	2020-21	11.9	108	SAME

FLORIDA

POLICY

INSTITUTE

phone

407.440.1421

email

info@floridapolicy.org

twitter

@floridapolicy

instagram

@floridapolicy

facebook

address

/flpolicyinstitute

1001 N. Orange Ave

Orlando, FL 32801

website

www.floridapolicy.org

# 2022 FLORIDA CHILD WELL-BEING INDEX

Keeping a focus on making life **better for our children**

**SUWANNEE COUNTY  
RANK: 53**



## ECONOMIC WELL-BEING

DOMAIN RANK:

**54**

	Baseline Year	%	Current Year	%	Number	Change
Children in poverty	2016	30.1	2020	28.3	2,593	BETTER
Unemployment rate	2017	4.3	2021	4.5	777	SAME
High housing cost burden (>30% income spent)	2011-15	27.5	2016-20	19.3	2,918	BETTER
Teens not in school and not working	2011-15	7.7	2016-20	3.8	88	BETTER



## EDUCATION

DOMAIN RANK:

**64**

	Baseline Year	%	Current Year	%	Number	Change
3 and 4 year old children not enrolled in school	2011-15	61.4	2016-20	68.2	435	WORSE
4th grade students not proficient in English Language Arts	2016-17	78.0	2020-21	86.0	364	WORSE
8th grade students not proficient in math	2016-17	95.0	2020-21	97.0	265	WORSE
High school students not graduating on time	2016-17	9.5	2020-21	5.9	—	BETTER



## HEALTH

DOMAIN RANK:

**49**

	Baseline Year	%	Current Year	%	Number	Change
Low-birthweight babies	2013-15	9.2	2018-20	9.0	122	SAME
Uninsured children	2015	8.3	2020	7.9	737	SAME
Overweight and obese 1st, 3rd, and 6th grade students	2016-17	36.7	2020-21	39.9	523	WORSE
High school teens who used alcohol/drugs (past 30 days)	2016	36.6	2022	26.7	—	BETTER



## FAMILY AND COMMUNITY

DOMAIN RANK:

**49**

	Baseline Year	%	Current Year	%	Number	Change
Children in single parent families	2011-15	39.6	2016-20	40.6	3,086	WORSE
Children living in high poverty areas	2011-15	0.0	2016-20	13.1	1,241	WORSE
Children with verified maltreatment (per 1,000)	2016-17	13.6	2020-21	6.9	63	BETTER
Youth contacts with the juvenile justice system (per 1,000)	2016-17	15.5	2020-21	13.2	121	BETTER

FLORIDA

POLICY

INSTITUTE

phone

407.440.1421

email

info@floridapolicy.org

twitter

@floridapolicy

instagram

@floridapolicy

facebook

address

/flpolicyinstitute

1001 N. Orange Ave

Orlando, FL 32801

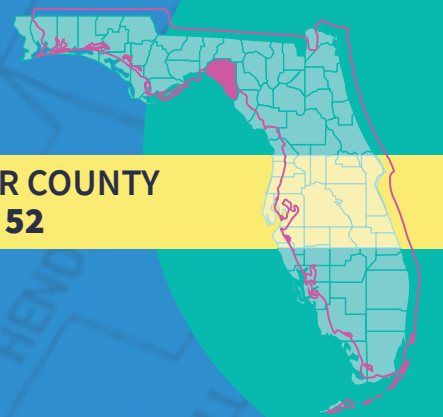
website

www.floridapolicy.org

# 2022 FLORIDA CHILD WELL-BEING INDEX

Keeping a focus on making life **better for our children**

**TAYLOR COUNTY  
RANK: 52**



## ECONOMIC WELL-BEING

DOMAIN RANK:

48

	Baseline Year	%	Current Year	%	Number	Change
Children in poverty	2016	29.6	2020	25.8	1,077	BETTER
Unemployment rate	2017	4.6	2021	5.0	404	SAME
High housing cost burden (>30% income spent)	2011-15	21.2	2016-20	19.7	1,415	BETTER
Teens not in school and not working	2011-15	9.1	2016-20	2.3	28	BETTER



## EDUCATION

DOMAIN RANK:

49

	Baseline Year	%	Current Year	%	Number	Change
3 and 4 year old children not enrolled in school	2011-15	44.5	2016-20	55.8	111	WORSE
4th grade students not proficient in English Language Arts	2016-17	81.0	2020-21	71.0	160	BETTER
8th grade students not proficient in math	2016-17	92.0	2020-21	98.0	84	WORSE
High school students not graduating on time	2016-17	29.7	2020-21	13.1	—	BETTER



## HEALTH

DOMAIN RANK:

59

	Baseline Year	%	Current Year	%	Number	Change
Low-birthweight babies	2013-15	9.5	2018-20	10.7	72	BETTER
Uninsured children	2015	7.2	2020	7.8	329	SAME
Overweight and obese 1st, 3rd, and 6th grade students	2016-17	27.9	2020-21	27.2	171	SAME
High school teens who used alcohol/drugs (past 30 days)	2016	32.7	2022	29.8	—	BETTER



## FAMILY AND COMMUNITY

DOMAIN RANK:

42

	Baseline Year	%	Current Year	%	Number	Change
Children in single parent families	2011-15	35.3	2016-20	35.3	1,196	SAME
Children living in high poverty areas	2011-15	0.0	2016-20	16.1	676	WORSE
Children with verified maltreatment (per 1,000)	2016-17	20.4	2020-21	6.5	28	BETTER
Youth contacts with the juvenile justice system (per 1,000)	2016-17	11.7	2020-21	7.4	32	BETTER

FLORIDA

POLICY

INSTITUTE

phone

407.440.1421

email

info@floridapolicy.org

twitter

@floridapolicy

instagram

@floridapolicy

facebook

address

/flpolicyinstitute

1001 N. Orange Ave

Orlando, FL 32801

website

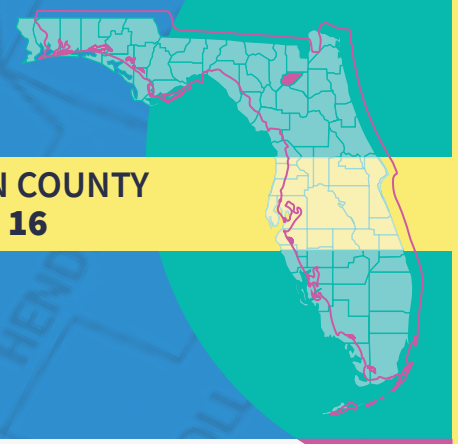
www.floridapolicy.org



# 2022 FLORIDA CHILD WELL-BEING INDEX

Keeping a focus on making life **better for our children**

UNION COUNTY  
RANK: **16**



## ECONOMIC WELL-BEING

DOMAIN RANK:

**31**

	Baseline Year	%	Current Year	%	Number	Change
Children in poverty	2016	25.9	2020	20.3	607	BETTER
Unemployment rate	2017	3.8	2021	3.7	170	SAME
High housing cost burden (>30% income spent)	2011-15	27.7	2016-20	16.4	658	BETTER
Teens not in school and not working	2011-15	14.4	2016-20	24.0	107	WORSE



## EDUCATION

DOMAIN RANK:

**52**

	Baseline Year	%	Current Year	%	Number	Change
3 and 4 year old children not enrolled in school	2011-15	70.1	2016-20	66.0	161	BETTER
4th grade students not proficient in English Language Arts	2016-17	68.0	2020-21	72.0	120	WORSE
8th grade students not proficient in math	2016-17	72.0	2020-21	89.0	131	WORSE
High school students not graduating on time	2016-17	19.0	2020-21	11.7	—	BETTER



## HEALTH

DOMAIN RANK:

**21**

	Baseline Year	%	Current Year	%	Number	Change
Low-birthweight babies	2013-15	11.0	2018-20	10.1	47	SAME
Uninsured children	2015	6.1	2020	5.4	162	SAME
Overweight and obese 1st, 3rd, and 6th grade students	2016-17	32.1	2020-21	50.0	270	WORSE
High school teens who used alcohol/drugs (past 30 days)	2016	26.9	2022	22.4	—	BETTER



## FAMILY AND COMMUNITY

DOMAIN RANK:

**15**

	Baseline Year	%	Current Year	%	Number	Change
Children in single parent families	2011-15	35.6	2016-20	32.2	756	BETTER
Children living in high poverty areas	2011-15	0.0	2016-20	0.0	0	SAME
Children with verified maltreatment (per 1,000)	2016-17	17.5	2020-21	4.9	15	BETTER
Youth contacts with the juvenile justice system (per 1,000)	2016-17	17.8	2020-21	12.1	37	BETTER

FLORIDA

POLICY

INSTITUTE

phone

407.440.1421

email

info@floridapolicy.org

twitter

@floridapolicy

instagram

@floridapolicy

facebook

address

/flpolicyinstitute

1001 N. Orange Ave

Orlando, FL 32801

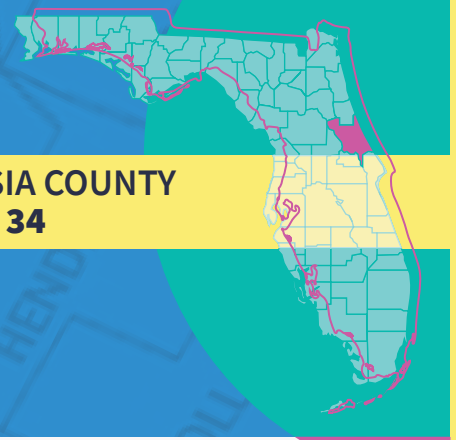
website

www.floridapolicy.org

# 2022 FLORIDA CHILD WELL-BEING INDEX

Keeping a focus on making life **better for our children**

**VOLUSIA COUNTY  
RANK: 34**



## ECONOMIC WELL-BEING

DOMAIN RANK:

**10**

	Baseline Year	%	Current Year	%	Number	Change
Children in poverty	2016	19.7	2020	14.0	13,347	BETTER
Unemployment rate	2017	4.5	2021	4.6	11,790	SAME
High housing cost burden (>30% income spent)	2011-15	37.9	2016-20	32.4	71,441	BETTER
Teens not in school and not working	2011-15	8.5	2016-20	5.8	1,393	BETTER



## EDUCATION

DOMAIN RANK:

**29**

	Baseline Year	%	Current Year	%	Number	Change
3 and 4 year old children not enrolled in school	2011-15	57.9	2016-20	55.4	5,912	BETTER
4th grade students not proficient in English Language Arts	2016-17	74.0	2020-21	64.0	2,735	BETTER
8th grade students not proficient in math	2016-17	89.0	2020-21	93.0	2,428	WORSE
High school students not graduating on time	2016-17	23.4	2020-21	8.1	—	BETTER



## HEALTH

DOMAIN RANK:

**60**

	Baseline Year	%	Current Year	%	Number	Change
Low-birthweight babies	2013-15	8.7	2018-20	8.2	1,188	SAME
Uninsured children	2015	6.7	2020	6.5	6,458	SAME
Overweight and obese 1st, 3rd, and 6th grade students	2016-17	26.5	2020-21	22.2	3,010	BETTER
High school teens who used alcohol/drugs (past 30 days)	2016	37.5	2022	33.8	—	BETTER



## FAMILY AND COMMUNITY

DOMAIN RANK:

**32**

	Baseline Year	%	Current Year	%	Number	Change
Children in single parent families	2011-15	38.1	2016-20	36.2	29,819	BETTER
Children living in high poverty areas	2011-15	12.7	2016-20	6.2	5,998	BETTER
Children with verified maltreatment (per 1,000)	2016-17	12.6	2020-21	9.6	920	BETTER
Youth contacts with the juvenile justice system (per 1,000)	2016-17	25.0	2020-21	8.4	798	BETTER

FLORIDA

POLICY

INSTITUTE

phone

407.440.1421

email

info@floridapolicy.org

twitter

@floridapolicy

instagram

@floridapolicy

facebook

address

/flpolicyinstitute

1001 N. Orange Ave

Orlando, FL 32801

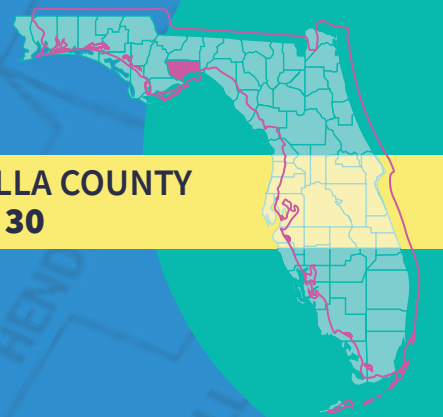
website

www.floridapolicy.org

# 2022 FLORIDA CHILD WELL-BEING INDEX

Keeping a focus on making life **better for our children**

**WAKULLA COUNTY  
RANK: 30**



## ECONOMIC WELL-BEING

DOMAIN RANK:

14

	Baseline Year	%	Current Year	%	Number	Change
Children in poverty	2016	18.0	2020	15.7	1,081	BETTER
Unemployment rate	2017	3.7	2021	3.2	488	SAME
High housing cost burden (>30% income spent)	2011-15	28.0	2016-20	18.0	2,053	BETTER
Teens not in school and not working	2011-15	12.8	2016-20	3.1	42	BETTER



## EDUCATION

DOMAIN RANK:

3

	Baseline Year	%	Current Year	%	Number	Change
3 and 4 year old children not enrolled in school	2011-15	42.9	2016-20	33.5	249	BETTER
4th grade students not proficient in English Language Arts	2016-17	72.0	2020-21	68.0	212	BETTER
8th grade students not proficient in math	2016-17	91.0	2020-21	90.0	188	BETTER
High school students not graduating on time	2016-17	13.3	2020-21	4.5	—	BETTER



## HEALTH

DOMAIN RANK:

66

	Baseline Year	%	Current Year	%	Number	Change
Low-birthweight babies	2013-15	8.4	2018-20	9.5	91	WORSE
Uninsured children	2015	6.7	2020	8.7	628	WORSE
Overweight and obese 1st, 3rd, and 6th grade students	2016-17	34.9	2020-21	21.7	240	BETTER
High school teens who used alcohol/drugs (past 30 days)	2016	43.8	2022	38.2	—	BETTER



## FAMILY AND COMMUNITY

DOMAIN RANK:

4

	Baseline Year	%	Current Year	%	Number	Change
Children in single parent families	2011-15	36.3	2016-20	26.3	1,437	BETTER
Children living in high poverty areas	2011-15	0.0	2016-20	0.0	0	SAME
Children with verified maltreatment (per 1,000)	2016-17	7.8	2020-21	7.5	52	SAME
Youth contacts with the juvenile justice system (per 1,000)	2016-17	15.5	2020-21	5.6	39	BETTER

FLORIDA

POLICY

INSTITUTE

phone

407.440.1421

email

info@floridapolicy.org

twitter

@floridapolicy

instagram

@floridapolicy

facebook

address

/flpolicyinstitute

1001 N. Orange Ave

Orlando, FL 32801

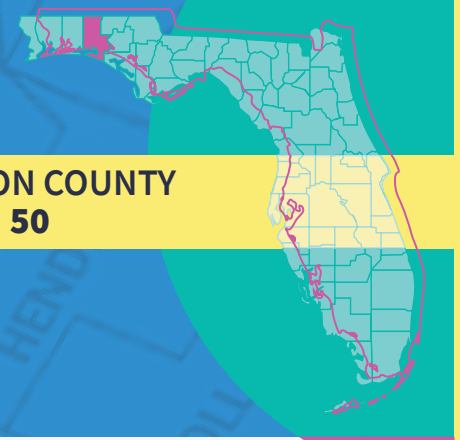
website

www.floridapolicy.org

# 2022 FLORIDA CHILD WELL-BEING INDEX

Keeping a focus on making life **better for our children**

**WALTON COUNTY  
RANK: 50**



## ECONOMIC WELL-BEING

DOMAIN RANK:

**27**

	Baseline Year	%	Current Year	%	Number	Change
Children in poverty	2016	21.3	2020	18.0	2,745	BETTER
Unemployment rate	2017	3.7	2021	3.5	1,195	SAME
High housing cost burden (>30% income spent)	2011-15	33.3	2016-20	29.9	8,548	BETTER
Teens not in school and not working	2011-15	9.6	2016-20	6.0	174	BETTER



## EDUCATION

DOMAIN RANK:

**1**

	Baseline Year	%	Current Year	%	Number	Change
3 and 4 year old children not enrolled in school	2011-15	48.4	2016-20	28.0	378	BETTER
4th grade students not proficient in English Language Arts	2016-17	69.0	2020-21	69.0	520	SAME
8th grade students not proficient in math	2016-17	62.0	2020-21	73.0	451	WORSE
High school students not graduating on time	2016-17	17.8	2020-21	8.6	—	BETTER



## HEALTH

DOMAIN RANK:

**48**

	Baseline Year	%	Current Year	%	Number	Change
Low-birthweight babies	2013-15	7.6	2018-20	8.4	205	SAME
Uninsured children	2015	9.2	2020	10.1	1,629	SAME
Overweight and obese 1st, 3rd, and 6th grade students	2016-17	37.2	2020-21	14.2	337	BETTER
High school teens who used alcohol/drugs (past 30 days)	2016	34.5	2022	25.2	—	BETTER



## FAMILY AND COMMUNITY

DOMAIN RANK:

**58**

	Baseline Year	%	Current Year	%	Number	Change
Children in single parent families	2011-15	30.3	2016-20	31.3	4,137	WORSE
Children living in high poverty areas	2011-15	27.3	2016-20	8.6	1,241	BETTER
Children with verified maltreatment (per 1,000)	2016-17	17.8	2020-21	14.3	220	BETTER
Youth contacts with the juvenile justice system (per 1,000)	2016-17	17.2	2020-21	17.2	264	SAME

FLORIDA

POLICY

INSTITUTE

phone

407.440.1421

email

info@floridapolicy.org

twitter

@floridapolicy

instagram

@floridapolicy

facebook

address

/flpolicyinstitute

1001 N. Orange Ave

Orlando, FL 32801

website

www.floridapolicy.org



# 2022 FLORIDA CHILD WELL-BEING INDEX

Keeping a focus on making life **better for our children**

WASHINGTON COUNTY  
RANK: 59



## ECONOMIC WELL-BEING

DOMAIN RANK:

57

	Baseline Year	%	Current Year	%	Number	Change
Children in poverty	2016	31.9	2020	28.7	1,448	BETTER
Unemployment rate	2017	4.4	2021	4.5	428	SAME
High housing cost burden (>30% income spent)	2011-15	25.5	2016-20	24.2	2,185	BETTER
Teens not in school and not working	2011-15	13.8	2016-20	14.2	135	SAME



## EDUCATION

DOMAIN RANK:

65

	Baseline Year	%	Current Year	%	Number	Change
3 and 4 year old children not enrolled in school	2011-15	71.7	2016-20	54.1	253	BETTER
4th grade students not proficient in English Language Arts	2016-17	73.0	2020-21	100.0	205	WORSE
8th grade students not proficient in math	2016-17	95.0	2020-21	96.0	111	SAME
High school students not graduating on time	2016-17	22.2	2020-21	12.1	—	BETTER



## HEALTH

DOMAIN RANK:

67

	Baseline Year	%	Current Year	%	Number	Change
Low-birthweight babies	2013-15	6.4	2018-20	10.4	81	BETTER
Uninsured children	2015	7.3	2020	11.2	570	WORSE
Overweight and obese 1st, 3rd, and 6th grade students	2016-17	56.1	2020-21	46.4	351	BETTER
High school teens who used alcohol/drugs (past 30 days)	2016	35.2	2022	36.8	—	WORSE



## FAMILY AND COMMUNITY

DOMAIN RANK:

44

	Baseline Year	%	Current Year	%	Number	Change
Children in single parent families	2011-15	29.0	2016-20	47.4	2,067	WORSE
Children living in high poverty areas	2011-15	0.0	2016-20	12.2	595	WORSE
Children with verified maltreatment (per 1,000)	2016-17	6.3	2020-21	10.3	53	WORSE
Youth contacts with the juvenile justice system (per 1,000)	2016-17	16.6	2020-21	8.6	44	BETTER

FLORIDA

POLICY

INSTITUTE

phone

407.440.1421

email

info@floridapolicy.org

twitter

@floridapolicy

instagram

@floridapolicy

facebook

address

/flpolicyinstitute

1001 N. Orange Ave

Orlando, FL 32801

website

www.floridapolicy.org