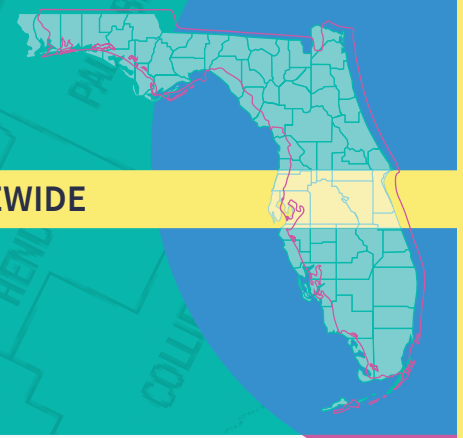


2021 FLORIDA CHILD WELL-BEING INDEX

Keeping a focus on making life **better for our children**

STATEWIDE



ECONOMIC WELL-BEING

	Baseline Year	%	Current Year	%	Number	Change
Children in poverty	2014	24.2	2019	18.2	754,366	BETTER
Unemployment rate	2015	5.5	2020	7.7	781,496	WORSE
High housing cost burden (>30% income spent)	2010-2014	40.1	2015-2019	34.8	2,690,637	BETTER
Teens not in school and not working	2010-2014	8.9	2015-2019	7.1	68,566	BETTER



EDUCATION

	Baseline Year	%	Current Year	%	Number	Change
3 and 4 year old children not enrolled in school	2010-2014	49.8	2015-2019	48.2	223,159	BETTER
4th grade students not proficient in English Language Arts	2014-15	73	2018-19	70	147,939	BETTER
8th grade students not proficient in math	2014-2015	81	2018-2019	79	103,199	BETTER
High school students not graduating on time	2014-2015	22.1	2019-2020	10.0	20,953	BETTER



HEALTH

	Baseline Year	%	Current Year	%	Number	Change
Low-birthweight babies	2014	8.7	2019	8.8	19,292	SAME
Uninsured children	2014	9.7	2019	7.6	331,212	BETTER
Overweight and obese 1st, 3rd, and 6th grade students	2014-2015	34.2	2019-2020	34.8	210,165	SAME
High school teens who used alcohol/drugs (past 30 days)	2016	32.9	2020	29.1	8,494	BETTER



FAMILY AND COMMUNITY

	Baseline Year	%	Current Year	%	Number	Change
Children in single parent families	2010-2014	35.5	2015-2019	34.7	1,251,516	SAME
Children living in high poverty areas	2010-2014	14.8	2015-2019	8.4	351,975	BETTER
Children with verified maltreatment (per 1,000)	2014-2015	9.2	2019-2020	5.5	23,813	BETTER
Youth contacts with the juvenile justice system (per 1,000)	2014-2015	23.0	2019-2020	12.2	24,002	BETTER

FLORIDA

POLICY

INSTITUTE

phone

407.440.1421

email

info@floridapolicy.org

twitter

@floridapolicy

instagram

@floridapolicy

facebook

address

/flpolicyinstitute

1001 N. Orange Ave

Orlando, FL 32801

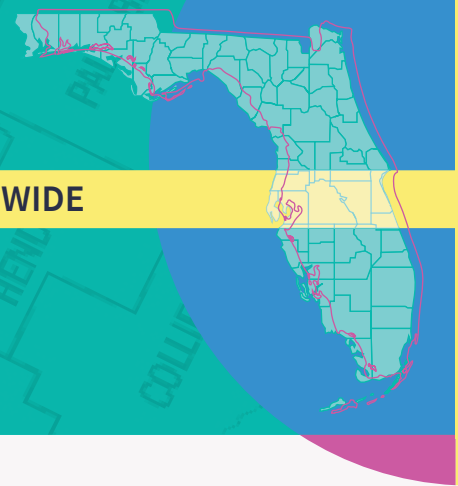
website

www.floridapolicy.org

FOSTERING CHILD WELL-BEING

Florida's future depends on the **health and well-being of all children**

STATEWIDE



The policy choices we make today should lay the foundation for children to become thriving adults who will join the workforce and contribute to their communities. Smart investments will help cultivate strong families who, in turn, will raise strong, healthy children. To guide these policy choices, we need timely, relevant data that document the challenges and successes facing Florida's children and families. That's the impetus behind the **Florida 2021 Child Well-Being Index**.

These rankings were developed using **KIDS COUNT®** data to show where more investments can be made. The outcomes in communities are not accidental. Counties with higher rankings tend to be well-resourced places, where families can afford to invest in things like high-quality child care, education, and other opportunities for their children. Counties that rank near the middle tend to have a mixture of well-resourced and less well-resourced areas, such as some larger counties with a combination of big cities and suburban and rural areas. Counties with lower rankings tend to be places that have borne the brunt of the state's disinvestment in public services and where people face historic barriers to economic opportunity.

All communities can access shared prosperity when we make wise investments in children and families and have policies in place that close opportunity gaps. As laid out in FPI's **Roadmap to Shared Prosperity**, data-driven policymaking and investments in the following areas can help to move the needle for Florida's kids:

- prioritizing child well-being and quality of life by preserving and expanding basic household supports like nutrition, housing, and income assistance.
- nurturing children by investing in affordable, quality early learning, thriving public schools, and well supported teachers.
- building a stronger workforce by expanding access to higher education and job training.
- ensuring all Floridians have access to affordable, quality health care.



FLORIDA

POLICY

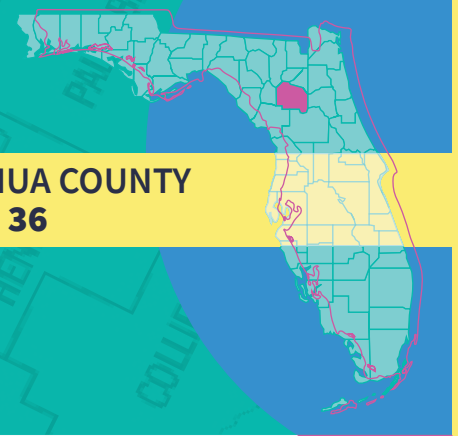
INSTITUTE

KIDS COUNT® is a registered trademark of The Annie E. Casey Foundation in the United States and/or other countries and is used with permission of the Foundation.

2021 FLORIDA CHILD WELL-BEING INDEX

Keeping a focus on making life **better for our children**

**ALACHUA COUNTY
RANK: 36**



ECONOMIC WELL-BEING

DOMAIN RANK:

27

	Baseline Year	%	Current Year	%	Number	Change
Children in poverty	2014	22.1	2019	17.7	8,404	BETTER
Unemployment rate	2015	4.6	2020	5.4	7,235	SAME
High housing cost burden (>30% income spent)	2010-2014	38.3	2015-2019	34.7	34,036	BETTER
Teens not in school and not working	2010-2014	5.6	2015-2019	4.7	957	SAME



EDUCATION

DOMAIN RANK:

30

	Baseline Year	%	Current Year	%	Number	Change
3 and 4 year old children not enrolled in school	2010-2014	42.7	2015-2019	47.6	2,770	WORSE
4th grade students not proficient in English Language Arts	2014-15	66	2018-19	69	1,526	WORSE
8th grade students not proficient in math	2014-2015	86	2018-2019	94	836	WORSE
High school students not graduating on time	2014-2015	25.7	2019-2020	9.6	194	BETTER



HEALTH

DOMAIN RANK:

36

	Baseline Year	%	Current Year	%	Number	Change
Low-birthweight babies	2014	9.8	2019	11.0	296	WORSE
Uninsured children	2014	8.4	2019	6.8	3,440	BETTER
Overweight and obese 1st, 3rd, and 6th grade students	2014-2015	31.3	2019-2020	31.8	2,040	SAME
High school teens who used alcohol/drugs (past 30 days)	2016	35.3	2020	34.2	237	BETTER



FAMILY AND COMMUNITY

DOMAIN RANK:

48

	Baseline Year	%	Current Year	%	Number	Change
Children in single parent families	2010-2014	35.0	2015-2019	32.3	13,707	BETTER
Children living in high poverty areas	2010-2014	21.3	2015-2019	12.3	5,878	BETTER
Children with verified maltreatment (per 1,000)	2014-2015	14.4	2019-2020	4.3	206	BETTER
Youth contacts with the juvenile justice system (per 1,000)	2014-2015	34.5	2019-2020	17.0	359	BETTER

FLORIDA

POLICY

INSTITUTE

phone

407.440.1421

email

info@floridapolicy.org

twitter

@floridapolicy

instagram

@floridapolicy

facebook

address

/flpolicyinstitute

1001 N. Orange Ave

Orlando, FL 32801

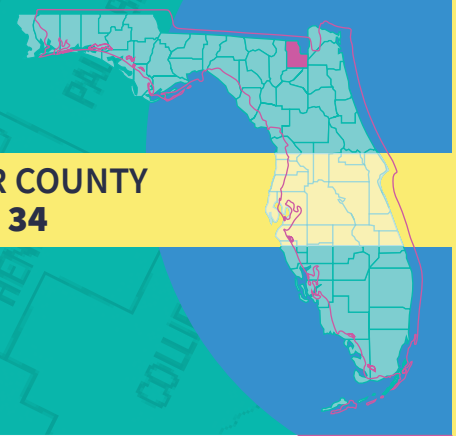
website

www.floridapolicy.org

2021 FLORIDA CHILD WELL-BEING INDEX

Keeping a focus on making life **better for our children**

**BAKER COUNTY
RANK: 34**



ECONOMIC WELL-BEING

DOMAIN RANK:

19

	Baseline Year	%	Current Year	%	Number	Change
Children in poverty	2014	25.7	2019	21.0	1,431	BETTER
Unemployment rate	2015	5.6	2020	4.9	580	SAME
High housing cost burden (>30% income spent)	2010-2014	28.0	2015-2019	17.0	1,480	BETTER
Teens not in school and not working	2010-2014	7.8	2015-2019	17.1	202	WORSE



EDUCATION

DOMAIN RANK:

44

	Baseline Year	%	Current Year	%	Number	Change
3 and 4 year old children not enrolled in school	2010-2014	72.6	2015-2019	45.5	391	BETTER
4th grade students not proficient in English Language Arts	2014-15	77	2018-19	78	295	WORSE
8th grade students not proficient in math	2014-2015	80	2018-2019	91	218	WORSE
High school students not graduating on time	2014-2015	18.2	2019-2020	15.5	54	BETTER



HEALTH

DOMAIN RANK:

59

	Baseline Year	%	Current Year	%	Number	Change
Low-birthweight babies	2014	8.8	2019	9.4	34	SAME
Uninsured children	2014	8.0	2019	6.0	432	BETTER
Overweight and obese 1st, 3rd, and 6th grade students	2014-2015	32.7	2019-2020	38.9	446	WORSE
High school teens who used alcohol/drugs (past 30 days)	2016	32.7	2020	39.1	162	WORSE



FAMILY AND COMMUNITY

DOMAIN RANK:

10

	Baseline Year	%	Current Year	%	Number	Change
Children in single parent families	2010-2014	31.9	2015-2019	27.5	1,294	BETTER
Children living in high poverty areas	2010-2014	0.0	2015-2019	0.0	0	SAME
Children with verified maltreatment (per 1,000)	2014-2015	12.6	2019-2020	7.8	53	BETTER
Youth contacts with the juvenile justice system (per 1,000)	2014-2015	24.4	2019-2020	15.1	46	BETTER

FLORIDA

POLICY

INSTITUTE

phone

407.440.1421

email

info@floridapolicy.org

twitter

@floridapolicy

instagram

@floridapolicy

facebook

address

/flpolicyinstitute

1001 N. Orange Ave

Orlando, FL 32801

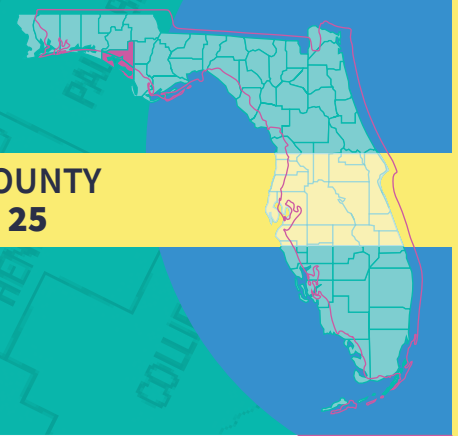
website

www.floridapolicy.org

2021 FLORIDA CHILD WELL-BEING INDEX

Keeping a focus on making life **better for our children**

**BAY COUNTY
RANK: 25**



ECONOMIC WELL-BEING

DOMAIN RANK:

25

	Baseline Year	%	Current Year	%	Number	Change
Children in poverty	2014	23.4	2019	18.2	6,406	BETTER
Unemployment rate	2015	5.5	2020	6.1	5,017	SAME
High housing cost burden (>30% income spent)	2010-2014	35.6	2015-2019	31.1	22,246	BETTER
Teens not in school and not working	2010-2014	12.6	2015-2019	6.7	539	BETTER



EDUCATION

DOMAIN RANK:

27

	Baseline Year	%	Current Year	%	Number	Change
3 and 4 year old children not enrolled in school	2010-2014	62.7	2015-2019	51.5	2,157	BETTER
4th grade students not proficient in English Language Arts	2014-15	73	2018-19	72	1,369	BETTER
8th grade students not proficient in math	2014-2015	76	2018-2019	84	889	WORSE
High school students not graduating on time	2014-2015	29.4	2019-2020	11.5	224	BETTER



HEALTH

DOMAIN RANK:

21

	Baseline Year	%	Current Year	%	Number	Change
Low-birthweight babies	2014	7.7	2019	8.7	174	WORSE
Uninsured children	2014	8.0	2019	7.0	2,614	BETTER
Overweight and obese 1st, 3rd, and 6th grade students	2014-2015	34.6	2019-2020	34.3	1,274	SAME
High school teens who used alcohol/drugs (past 30 days)	2016	35.1	2020	30.2	156	BETTER



FAMILY AND COMMUNITY

DOMAIN RANK:

39

	Baseline Year	%	Current Year	%	Number	Change
Children in single parent families	2010-2014	33.5	2015-2019	34.2	11,298	SAME
Children living in high poverty areas	2010-2014	13.5	2015-2019	6.2	2,412	BETTER
Children with verified maltreatment (per 1,000)	2014-2015	9.7	2019-2020	8.0	298	BETTER
Youth contacts with the juvenile justice system (per 1,000)	2014-2015	37.0	2019-2020	19.2	316	BETTER

FLORIDA

POLICY

INSTITUTE

phone

407.440.1421

email

info@floridapolicy.org

twitter

@floridapolicy

instagram

@floridapolicy

facebook

address

/flpolicyinstitute

1001 N. Orange Ave

Orlando, FL 32801

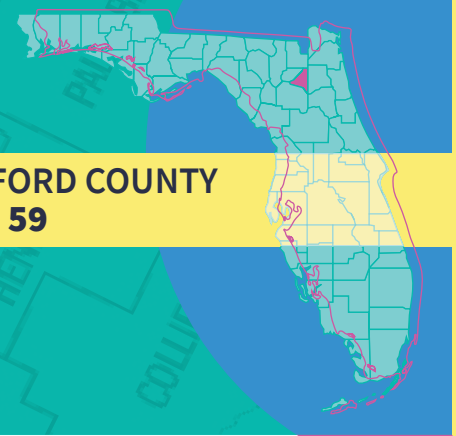
website

www.floridapolicy.org

2021 FLORIDA CHILD WELL-BEING INDEX

Keeping a focus on making life **better for our children**

**BRADFORD COUNTY
RANK: 59**



ECONOMIC WELL-BEING

DOMAIN RANK:

55

	Baseline Year	%	Current Year	%	Number	Change
Children in poverty	2014	28.2	2019	27.2	1,453	BETTER
Unemployment rate	2015	4.8	2020	5.9	641	WORSE
High housing cost burden (>30% income spent)	2010-2014	29.8	2015-2019	25.9	2,357	BETTER
Teens not in school and not working	2010-2014	16.1	2015-2019	15.3	171	SAME



EDUCATION

DOMAIN RANK:

65

	Baseline Year	%	Current Year	%	Number	Change
3 and 4 year old children not enrolled in school	2010-2014	27.1	2015-2019	66.3	428	WORSE
4th grade students not proficient in English Language Arts	2014-15	80	2018-19	83	206	WORSE
8th grade students not proficient in math	2014-2015	100	2018-2019	96	116	BETTER
High school students not graduating on time	2014-2015	23.1	2019-2020	11.8	24	BETTER



HEALTH

DOMAIN RANK:

56

	Baseline Year	%	Current Year	%	Number	Change
Low-birthweight babies	2014	7.4	2019	16.1	46	WORSE
Uninsured children	2014	9.0	2019	6.7	375	BETTER
Overweight and obese 1st, 3rd, and 6th grade students	2014-2015	39.4	2019-2020	42.8	314	WORSE
High school teens who used alcohol/drugs (past 30 days)	2016	36.6	2020	26.9	33	BETTER



FAMILY AND COMMUNITY

DOMAIN RANK:

37

	Baseline Year	%	Current Year	%	Number	Change
Children in single parent families	2010-2014	31.8	2015-2019	39.6	1,652	WORSE
Children living in high poverty areas	2010-2014	0.0	2015-2019	0.0	0	SAME
Children with verified maltreatment (per 1,000)	2014-2015	12.6	2019-2020	4.3	24	BETTER
Youth contacts with the juvenile justice system (per 1,000)	2014-2015	33.5	2019-2020	17.5	43	BETTER

FLORIDA

POLICY

INSTITUTE

phone

407.440.1421

email

info@floridapolicy.org

twitter

@floridapolicy

instagram

@floridapolicy

facebook

address

/flpolicyinstitute

1001 N. Orange Ave

Orlando, FL 32801

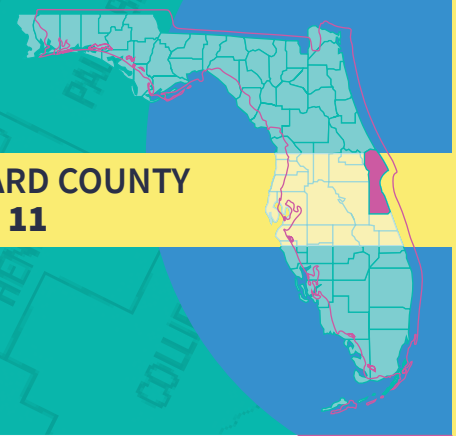
website

www.floridapolicy.org

2021 FLORIDA CHILD WELL-BEING INDEX

Keeping a focus on making life **better for our children**

**BREVARD COUNTY
RANK: 11**



ECONOMIC WELL-BEING

DOMAIN RANK:

7

	Baseline Year	%	Current Year	%	Number	Change
Children in poverty	2014	22.0	2019	12.7	13,609	BETTER
Unemployment rate	2015	6.0	2020	6.6	18,724	SAME
High housing cost burden (>30% income spent)	2010-2014	34.5	2015-2019	29.1	67,059	BETTER
Teens not in school and not working	2010-2014	8.0	2015-2019	5.4	1,369	BETTER



EDUCATION

DOMAIN RANK:

20

	Baseline Year	%	Current Year	%	Number	Change
3 and 4 year old children not enrolled in school	2010-2014	49.8	2015-2019	47.6	5,056	BETTER
4th grade students not proficient in English Language Arts	2014-15	69	2018-19	69	3,707	SAME
8th grade students not proficient in math	2014-2015	85	2018-2019	83	2,128	BETTER
High school students not graduating on time	2014-2015	13.8	2019-2020	9.7	552	BETTER



HEALTH

DOMAIN RANK:

7

	Baseline Year	%	Current Year	%	Number	Change
Low-birthweight babies	2014	8.2	2019	7.7	400	SAME
Uninsured children	2014	8.2	2019	6.4	7,251	BETTER
Overweight and obese 1st, 3rd, and 6th grade students	2014-2015	26.1	2019-2020	30.0	4,392	WORSE
High school teens who used alcohol/drugs (past 30 days)	2016	29.0	2020	30.0	152	WORSE



FAMILY AND COMMUNITY

DOMAIN RANK:

30

	Baseline Year	%	Current Year	%	Number	Change
Children in single parent families	2010-2014	34.6	2015-2019	32.7	30,710	BETTER
Children living in high poverty areas	2010-2014	6.6	2015-2019	3.0	3,215	BETTER
Children with verified maltreatment (per 1,000)	2014-2015	9.6	2019-2020	5.1	562	BETTER
Youth contacts with the juvenile justice system (per 1,000)	2014-2015	25.4	2019-2020	15.6	788	BETTER

FLORIDA

POLICY

INSTITUTE

phone

407.440.1421

email

info@floridapolicy.org

twitter

@floridapolicy

instagram

@floridapolicy

facebook

address

/flpolicyinstitute

1001 N. Orange Ave

Orlando, FL 32801

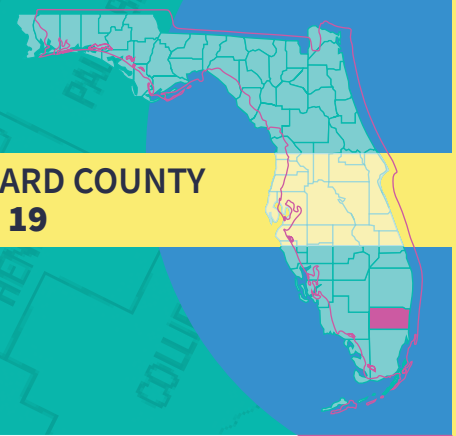
website

www.floridapolicy.org

2021 FLORIDA CHILD WELL-BEING INDEX

Keeping a focus on making life **better for our children**

**BROWARD COUNTY
RANK: 19**



ECONOMIC WELL-BEING

DOMAIN RANK:

54

	Baseline Year	%	Current Year	%	Number	Change
Children in poverty	2014	20.1	2019	16.4	66,476	BETTER
Unemployment rate	2015	5.1	2020	8.8	90,289	WORSE
High housing cost burden (>30% income spent)	2010-2014	46.7	2015-2019	42.7	294,520	BETTER
Teens not in school and not working	2010-2014	7.7	2015-2019	6.1	5,468	BETTER



EDUCATION

DOMAIN RANK:

12

	Baseline Year	%	Current Year	%	Number	Change
3 and 4 year old children not enrolled in school	2010-2014	40.6	2015-2019	39.2	18,227	BETTER
4th grade students not proficient in English Language Arts	2014-15	73	2018-19	66	13,175	BETTER
8th grade students not proficient in math	2014-2015	75	2018-2019	78	9,578	WORSE
High school students not graduating on time	2014-2015	23.4	2019-2020	10.6	2,113	BETTER



HEALTH

DOMAIN RANK:

22

	Baseline Year	%	Current Year	%	Number	Change
Low-birthweight babies	2014	9.7	2019	9.5	2,072	SAME
Uninsured children	2014	10.5	2019	9.2	38,919	BETTER
Overweight and obese 1st, 3rd, and 6th grade students	2014-2015	33.0	2019-2020	34.3	17,176	WORSE
High school teens who used alcohol/drugs (past 30 days)	2016	34.2	2018	27.2	154	BETTER



FAMILY AND COMMUNITY

DOMAIN RANK:

41

	Baseline Year	%	Current Year	%	Number	Change
Children in single parent families	2010-2014	35.5	2015-2019	36.3	128,088	SAME
Children living in high poverty areas	2010-2014	10.0	2015-2019	6.2	25,498	BETTER
Children with verified maltreatment (per 1,000)	2014-2015	11.1	2019-2020	3.8	1,535	BETTER
Youth contacts with the juvenile justice system (per 1,000)	2014-2015	15.6	2019-2020	8.7	1,567	BETTER

FLORIDA

POLICY

INSTITUTE

phone

407.440.1421

email

info@floridapolicy.org

twitter

@floridapolicy

instagram

@floridapolicy

facebook

address

/flpolicyinstitute

1001 N. Orange Ave

Orlando, FL 32801

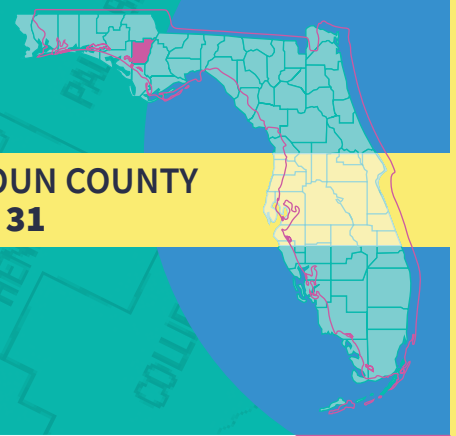
website

www.floridapolicy.org

2021 FLORIDA CHILD WELL-BEING INDEX

Keeping a focus on making life **better for our children**

**CALHOUN COUNTY
RANK: 31**



ECONOMIC WELL-BEING

DOMAIN RANK:

16

	Baseline Year	%	Current Year	%	Number	Change
Children in poverty	2014	30.5	2019	28.3	783	BETTER
Unemployment rate	2015	6.1	2020	5.2	246	SAME
High housing cost burden (>30% income spent)	2010-2014	29.2	2015-2019	22.2	1,001	BETTER
Teens not in school and not working	2010-2014	10.4	2015-2019	1.3	6	BETTER



EDUCATION

DOMAIN RANK:

55

	Baseline Year	%	Current Year	%	Number	Change
3 and 4 year old children not enrolled in school	2010-2014	66.4	2015-2019	80.3	233	WORSE
4th grade students not proficient in English Language Arts	2014-15	75	2018-19	70	116	BETTER
8th grade students not proficient in math	2014-2015	66	2018-2019	78	73	WORSE
High school students not graduating on time	2014-2015	16.0	2019-2020	10.1	16	BETTER



HEALTH

DOMAIN RANK:

44

	Baseline Year	%	Current Year	%	Number	Change
Low-birthweight babies	2014	11.5	2019	8.5	10	BETTER
Uninsured children	2014	9.5	2019	8.6	245	SAME
Overweight and obese 1st, 3rd, and 6th grade students	2014-2015	35.9	2019-2020	38.4	164	WORSE
High school teens who used alcohol/drugs (past 30 days)	2016	39.0	2020	31.6	57	BETTER



FAMILY AND COMMUNITY

DOMAIN RANK:

8

	Baseline Year	%	Current Year	%	Number	Change
Children in single parent families	2010-2014	38.4	2015-2019	25.5	613	BETTER
Children living in high poverty areas	2010-2014	0.0	2015-2019	0.0	0	SAME
Children with verified maltreatment (per 1,000)	2014-2015	9.0	2019-2020	8.7	26	SAME
Youth contacts with the juvenile justice system (per 1,000)	2014-2015	27.2	2019-2020	15.0	20	BETTER

FLORIDA

POLICY

INSTITUTE

phone

407.440.1421

email

info@floridapolicy.org

twitter

@floridapolicy

instagram

@floridapolicy

facebook

address

/flpolicyinstitute

1001 N. Orange Ave

Orlando, FL 32801

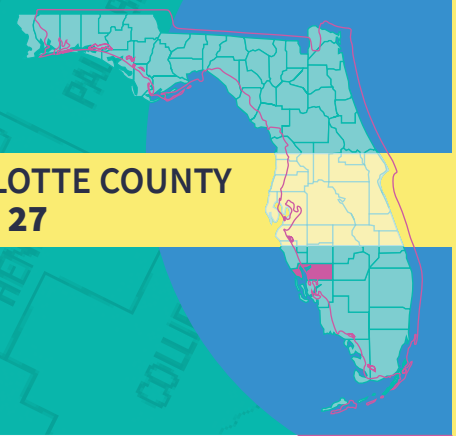
website

www.floridapolicy.org

2021 FLORIDA CHILD WELL-BEING INDEX

Keeping a focus on making life **better for our children**

**CHARLOTTE COUNTY
RANK: 27**



ECONOMIC WELL-BEING

DOMAIN RANK:

28

	Baseline Year	%	Current Year	%	Number	Change
Children in poverty	2014	21.8	2019	19.9	4,344	BETTER
Unemployment rate	2015	6.0	2020	7.3	5,214	WORSE
High housing cost burden (>30% income spent)	2010-2014	34.9	2015-2019	29.1	22,386	BETTER
Teens not in school and not working	2010-2014	8.5	2015-2019	6.4	360	BETTER



EDUCATION

DOMAIN RANK:

45

	Baseline Year	%	Current Year	%	Number	Change
3 and 4 year old children not enrolled in school	2010-2014	64.1	2015-2019	64.6	1,545	SAME
4th grade students not proficient in English Language Arts	2014-15	74	2018-19	71	762	BETTER
8th grade students not proficient in math	2014-2015	77	2018-2019	85	571	WORSE
High school students not graduating on time	2014-2015	24.5	2019-2020	9.6	135	BETTER



HEALTH

DOMAIN RANK:

9

	Baseline Year	%	Current Year	%	Number	Change
Low-birthweight babies	2014	7.2	2019	7.4	70	SAME
Uninsured children	2014	11.6	2019	9.6	2,228	BETTER
Overweight and obese 1st, 3rd, and 6th grade students	2014-2015	37.2	2019-2020	29.6	860	BETTER
High school teens who used alcohol/drugs (past 30 days)	2016	31.4	2020	29.5	120	BETTER



FAMILY AND COMMUNITY

DOMAIN RANK:

29

	Baseline Year	%	Current Year	%	Number	Change
Children in single parent families	2010-2014	32.7	2015-2019	31.7	5,806	SAME
Children living in high poverty areas	2010-2014	0.0	2015-2019	2.7	606	WORSE
Children with verified maltreatment (per 1,000)	2014-2015	13.7	2019-2020	12.3	297	BETTER
Youth contacts with the juvenile justice system (per 1,000)	2014-2015	33.1	2019-2020	15.0	169	BETTER

FLORIDA

POLICY

INSTITUTE

phone

407.440.1421

email

info@floridapolicy.org

twitter

@floridapolicy

instagram

@floridapolicy

facebook

address

/flpolicyinstitute

1001 N. Orange Ave

Orlando, FL 32801

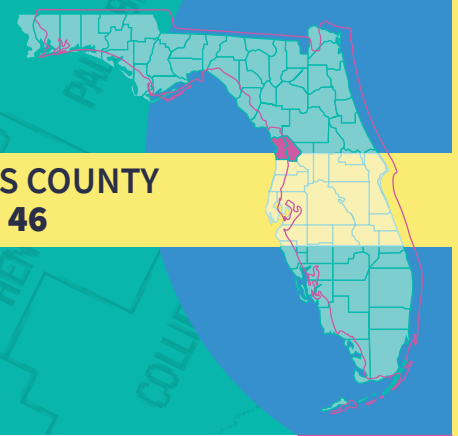
website

www.floridapolicy.org

2021 FLORIDA CHILD WELL-BEING INDEX

Keeping a focus on making life **better for our children**

**CITRUS COUNTY
RANK: 46**



ECONOMIC WELL-BEING

DOMAIN RANK:

45

	Baseline Year	%	Current Year	%	Number	Change
Children in poverty	2014	34.1	2019	24.5	5,222	BETTER
Unemployment rate	2015	7.5	2020	8.4	3,918	SAME
High housing cost burden (>30% income spent)	2010-2014	29.4	2015-2019	25.9	16,496	BETTER
Teens not in school and not working	2010-2014	9.7	2015-2019	10.3	508	SAME



EDUCATION

DOMAIN RANK:

38

	Baseline Year	%	Current Year	%	Number	Change
3 and 4 year old children not enrolled in school	2010-2014	54.7	2015-2019	54.9	1,275	SAME
4th grade students not proficient in English Language Arts	2014-15	73	2018-19	75	851	WORSE
8th grade students not proficient in math	2014-2015	83	2018-2019	84	606	WORSE
High school students not graduating on time	2014-2015	22.6	2019-2020	12.9	143	BETTER



HEALTH

DOMAIN RANK:

47

	Baseline Year	%	Current Year	%	Number	Change
Low-birthweight babies	2014	9.0	2019	9.1	94	SAME
Uninsured children	2014	9.5	2019	8.7	1,955	SAME
Overweight and obese 1st, 3rd, and 6th grade students	2014-2015	35.9	2019-2020	36.8	1,036	SAME
High school teens who used alcohol/drugs (past 30 days)	2016	39.2	2020	33.9	98	BETTER



FAMILY AND COMMUNITY

DOMAIN RANK:

46

	Baseline Year	%	Current Year	%	Number	Change
Children in single parent families	2010-2014	36.5	2015-2019	39.8	7,200	WORSE
Children living in high poverty areas	2010-2014	4.4	2015-2019	4.5	959	SAME
Children with verified maltreatment (per 1,000)	2014-2015	16.8	2019-2020	5.2	115	BETTER
Youth contacts with the juvenile justice system (per 1,000)	2014-2015	20.0	2019-2020	15.2	158	BETTER

FLORIDA

POLICY

INSTITUTE

phone

407.440.1421

email

info@floridapolicy.org

twitter

@floridapolicy

instagram

@floridapolicy

facebook

address

/flpolicyinstitute

1001 N. Orange Ave

Orlando, FL 32801

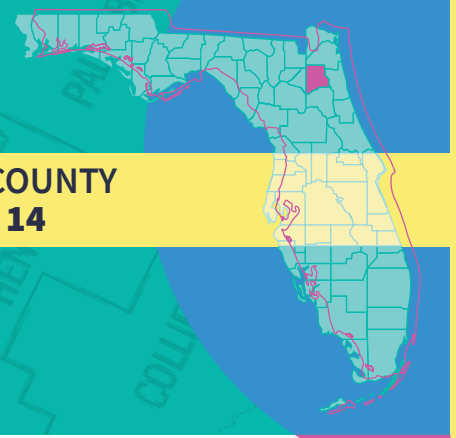
website

www.floridapolicy.org

2021 FLORIDA CHILD WELL-BEING INDEX

Keeping a focus on making life **better for our children**

**CLAY COUNTY
RANK: 14**



ECONOMIC WELL-BEING

DOMAIN RANK:

3

	Baseline Year	%	Current Year	%	Number	Change
Children in poverty	2014	15.5	2019	12.1	6,000	BETTER
Unemployment rate	2015	5.0	2020	5.4	5,654	SAME
High housing cost burden (>30% income spent)	2010-2014	30.1	2015-2019	25.8	19,159	BETTER
Teens not in school and not working	2010-2014	8.2	2015-2019	6.0	681	BETTER



EDUCATION

DOMAIN RANK:

25

	Baseline Year	%	Current Year	%	Number	Change
3 and 4 year old children not enrolled in school	2010-2014	48.6	2015-2019	61.1	2,943	WORSE
4th grade students not proficient in English Language Arts	2014-15	72	2018-19	66	1,798	BETTER
8th grade students not proficient in math	2014-2015	71	2018-2019	84	1,567	WORSE
High school students not graduating on time	2014-2015	16.3	2019-2020	6.6	204	BETTER



HEALTH

DOMAIN RANK:

28

	Baseline Year	%	Current Year	%	Number	Change
Low-birthweight babies	2014	8.7	2019	8.1	182	SAME
Uninsured children	2014	7.0	2019	6.8	3,630	SAME
Overweight and obese 1st, 3rd, and 6th grade students	2014-2015	30.6	2019-2020	33.7	2,657	WORSE
High school teens who used alcohol/drugs (past 30 days)	2016	35.1	2020	33.0	193	BETTER



FAMILY AND COMMUNITY

DOMAIN RANK:

11

	Baseline Year	%	Current Year	%	Number	Change
Children in single parent families	2010-2014	28.4	2015-2019	27.0	11,483	BETTER
Children living in high poverty areas	2010-2014	0.9	2015-2019	1.3	625	SAME
Children with verified maltreatment (per 1,000)	2014-2015	8.0	2019-2020	9.9	524	WORSE
Youth contacts with the juvenile justice system (per 1,000)	2014-2015	19.4	2019-2020	7.1	175	BETTER

FLORIDA

POLICY

INSTITUTE

phone

407.440.1421

email

info@floridapolicy.org

twitter

@floridapolicy

instagram

@floridapolicy

facebook

address

/flpolicyinstitute

1001 N. Orange Ave

Orlando, FL 32801

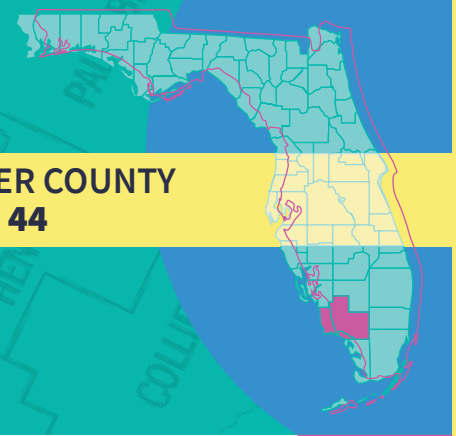
website

www.floridapolicy.org

2021 FLORIDA CHILD WELL-BEING INDEX

Keeping a focus on making life **better for our children**

**COLLIER COUNTY
RANK: 44**



ECONOMIC WELL-BEING

DOMAIN RANK:

17

	Baseline Year	%	Current Year	%	Number	Change
Children in poverty	2014	26.1	2019	14.0	8,882	BETTER
Unemployment rate	2015	5.3	2020	6.9	12,210	WORSE
High housing cost burden (>30% income spent)	2010-2014	38.2	2015-2019	32.6	46,542	BETTER
Teens not in school and not working	2010-2014	10.5	2015-2019	5.4	773	BETTER



EDUCATION

DOMAIN RANK:

47

	Baseline Year	%	Current Year	%	Number	Change
3 and 4 year old children not enrolled in school	2010-2014	59.2	2015-2019	64.9	4,326	WORSE
4th grade students not proficient in English Language Arts	2014-15	76	2018-19	69	2,445	BETTER
8th grade students not proficient in math	2014-2015	77	2018-2019	89	1,166	WORSE
High school students not graduating on time	2014-2015	15.7	2019-2020	7.8	295	BETTER



HEALTH

DOMAIN RANK:

45

	Baseline Year	%	Current Year	%	Number	Change
Low-birthweight babies	2014	7.0	2019	6.8	211	SAME
Uninsured children	2014	14.4	2019	11.4	7,679	BETTER
Overweight and obese 1st, 3rd, and 6th grade students	2014-2015	41.5	2019-2020	40.8	4,174	SAME
High school teens who used alcohol/drugs (past 30 days)	2016	33.7	2020	28.6	158	BETTER



FAMILY AND COMMUNITY

DOMAIN RANK:

53

	Baseline Year	%	Current Year	%	Number	Change
Children in single parent families	2010-2014	32.0	2015-2019	33.0	18,615	SAME
Children living in high poverty areas	2010-2014	20.4	2015-2019	15.2	9,818	BETTER
Children with verified maltreatment (per 1,000)	2014-2015	6.6	2019-2020	5.1	354	BETTER
Youth contacts with the juvenile justice system (per 1,000)	2014-2015	19.9	2019-2020	13.6	439	BETTER

FLORIDA

POLICY

INSTITUTE

phone

407.440.1421

email

info@floridapolicy.org

twitter

@floridapolicy

instagram

@floridapolicy

facebook

address

/flpolicyinstitute

1001 N. Orange Ave

Orlando, FL 32801

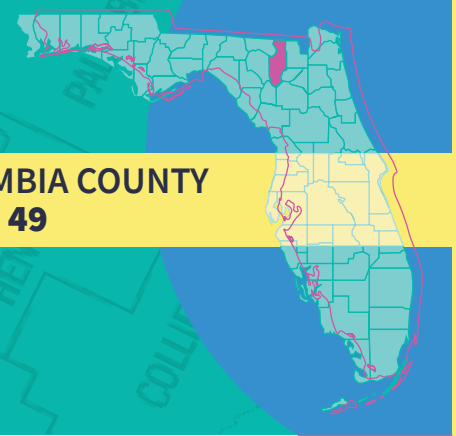
website

www.floridapolicy.org

2021 FLORIDA CHILD WELL-BEING INDEX

Keeping a focus on making life **better for our children**

**COLUMBIA COUNTY
RANK: 49**



ECONOMIC WELL-BEING

DOMAIN RANK:

60

	Baseline Year	%	Current Year	%	Number	Change
Children in poverty	2014	31.1	2019	21.7	3,283	BETTER
Unemployment rate	2015	5.5	2020	5.8	1,726	SAME
High housing cost burden (>30% income spent)	2010-2014	29.2	2015-2019	25.1	6,299	BETTER
Teens not in school and not working	2010-2014	18.7	2015-2019	25.4	920	WORSE



EDUCATION

DOMAIN RANK:

24

	Baseline Year	%	Current Year	%	Number	Change
3 and 4 year old children not enrolled in school	2010-2014	49.3	2015-2019	51.0	975	WORSE
4th grade students not proficient in English Language Arts	2014-15	76	2018-19	71	552	BETTER
8th grade students not proficient in math	2014-2015	82	2018-2019	91	398	WORSE
High school students not graduating on time	2014-2015	29.0	2019-2020	4.6	31	BETTER



HEALTH

DOMAIN RANK:

57

	Baseline Year	%	Current Year	%	Number	Change
Low-birthweight babies	2014	10.2	2019	11.7	90	WORSE
Uninsured children	2014	8.6	2019	6.8	1,062	BETTER
Overweight and obese 1st, 3rd, and 6th grade students	2014-2015	40.4	2019-2020	37.7	837	BETTER
High school teens who used alcohol/drugs (past 30 days)	2016	33.9	2020	36.6	72	WORSE



FAMILY AND COMMUNITY

DOMAIN RANK:

49

	Baseline Year	%	Current Year	%	Number	Change
Children in single parent families	2010-2014	39.8	2015-2019	35.5	4,382	BETTER
Children living in high poverty areas	2010-2014	0.0	2015-2019	8.6	1,310	WORSE
Children with verified maltreatment (per 1,000)	2014-2015	20.3	2019-2020	8.2	122	BETTER
Youth contacts with the juvenile justice system (per 1,000)	2014-2015	27.0	2019-2020	18.3	122	BETTER

FLORIDA

POLICY

INSTITUTE

phone

407.440.1421

email

info@floridapolicy.org

twitter

@floridapolicy

instagram

@floridapolicy

facebook

address

/flpolicyinstitute

1001 N. Orange Ave

Orlando, FL 32801

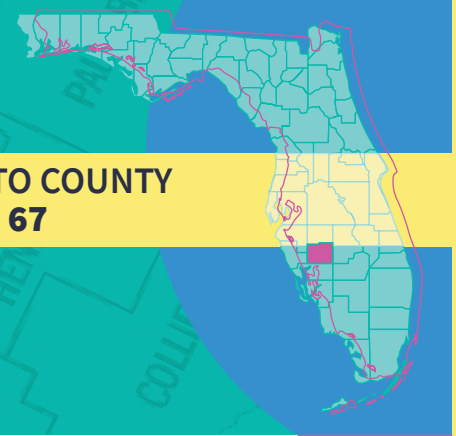
website

www.floridapolicy.org

2021 FLORIDA CHILD WELL-BEING INDEX

Keeping a focus on making life **better for our children**

**DESOTO COUNTY
RANK: 67**



ECONOMIC WELL-BEING

DOMAIN RANK:

61

	Baseline Year	%	Current Year	%	Number	Change
Children in poverty	2014	41.1	2019	30.5	2,052	BETTER
Unemployment rate	2015	5.8	2020	5.2	741	SAME
High housing cost burden (>30% income spent)	2010-2014	28.7	2015-2019	30.0	3,619	WORSE
Teens not in school and not working	2010-2014	18.6	2015-2019	12.6	237	BETTER



EDUCATION

DOMAIN RANK:

66

	Baseline Year	%	Current Year	%	Number	Change
3 and 4 year old children not enrolled in school	2010-2014	61.3	2015-2019	65.3	549	WORSE
4th grade students not proficient in English Language Arts	2014-15	86	2018-19	87	324	WORSE
8th grade students not proficient in math	2014-2015	95	2018-2019	99	226	WORSE
High school students not graduating on time	2014-2015	37.8	2019-2020	15.4	53	BETTER



HEALTH

DOMAIN RANK:

54

	Baseline Year	%	Current Year	%	Number	Change
Low-birthweight babies	2014	7.0	2019	7.0	28	SAME
Uninsured children	2014	14.4	2019	9.8	685	BETTER
Overweight and obese 1st, 3rd, and 6th grade students	2014-2015	23.0	2019-2020	39.3	416	WORSE
High school teens who used alcohol/drugs (past 30 days)	2016	30.9	2020	35.6	132	WORSE



FAMILY AND COMMUNITY

DOMAIN RANK:

67

	Baseline Year	%	Current Year	%	Number	Change
Children in single parent families	2010-2014	45.9	2015-2019	32.9	2,011	BETTER
Children living in high poverty areas	2010-2014	52.4	2015-2019	64.5	4,650	WORSE
Children with verified maltreatment (per 1,000)	2014-2015	8.9	2019-2020	10.1	78	WORSE
Youth contacts with the juvenile justice system (per 1,000)	2014-2015	38.9	2019-2020	27.4	100	BETTER

FLORIDA

POLICY

INSTITUTE

phone

407.440.1421

email

info@floridapolicy.org

twitter

@floridapolicy

instagram

@floridapolicy

facebook

address

/flpolicyinstitute

1001 N. Orange Ave

Orlando, FL 32801

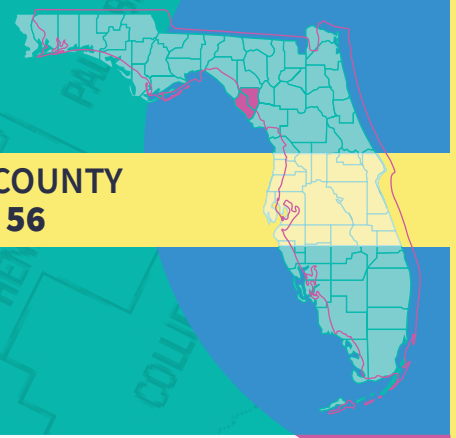
website

www.floridapolicy.org

2021 FLORIDA CHILD WELL-BEING INDEX

Keeping a focus on making life **better for our children**

**DIXIE COUNTY
RANK: 56**



ECONOMIC WELL-BEING

DOMAIN RANK:

12

	Baseline Year	%	Current Year	%	Number	Change
Children in poverty	2014	36.3	2019	30.5	925	BETTER
Unemployment rate	2015	6.2	2020	5.5	321	SAME
High housing cost burden (>30% income spent)	2010-2014	25.6	2015-2019	14.2	921	BETTER
Teens not in school and not working	2010-2014	10.0	2015-2019	5.7	34	BETTER



EDUCATION

DOMAIN RANK:

62

	Baseline Year	%	Current Year	%	Number	Change
3 and 4 year old children not enrolled in school	2010-2014	67.5	2015-2019	71.5	304	WORSE
4th grade students not proficient in English Language Arts	2014-15	78	2018-19	76	131	BETTER
8th grade students not proficient in math	2014-2015	77	2018-2019	91	85	WORSE
High school students not graduating on time	2014-2015	3.1	2019-2020	10.2	11	WORSE



HEALTH

DOMAIN RANK:

66

	Baseline Year	%	Current Year	%	Number	Change
Low-birthweight babies	2014	*	2019	14.0	23	—
Uninsured children	2014	9.6	2019	8.6	267	BETTER
Overweight and obese 1st, 3rd, and 6th grade students	2014-2015	45.8	2019-2020	42.1	223	BETTER
High school teens who used alcohol/drugs (past 30 days)	2016	33.9	2018	40.4	67	WORSE



FAMILY AND COMMUNITY

DOMAIN RANK:

25

	Baseline Year	%	Current Year	%	Number	Change
Children in single parent families	2010-2014	33.3	2015-2019	34.3	679	WORSE
Children living in high poverty areas	2010-2014	0.0	2015-2019	0.0	0	SAME
Children with verified maltreatment (per 1,000)	2014-2015	23.4	2019-2020	5.7	17	BETTER
Youth contacts with the juvenile justice system (per 1,000)	2014-2015	31.2	2019-2020	13.7	18	BETTER

**Data are suppressed due to confidentiality.*

FLORIDA

POLICY

INSTITUTE

phone

407.440.1421

email

info@floridapolicy.org

twitter

@floridapolicy

instagram

@floridapolicy

facebook

/flpolicyinstitute

address

1001 N. Orange Ave

Orlando, FL 32801

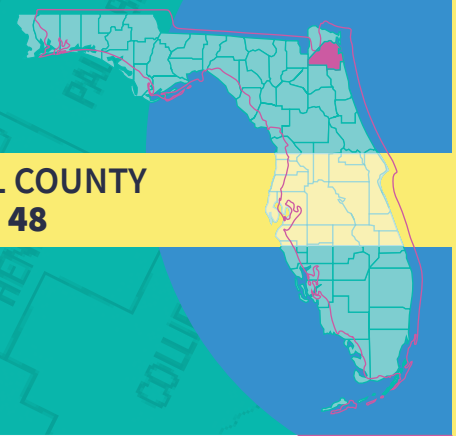
website

www.floridapolicy.org

2021 FLORIDA CHILD WELL-BEING INDEX

Keeping a focus on making life **better for our children**

**DUVAL COUNTY
RANK: 48**



ECONOMIC WELL-BEING

DOMAIN RANK:

43

	Baseline Year	%	Current Year	%	Number	Change
Children in poverty	2014	26.7	2019	19.5	41,420	BETTER
Unemployment rate	2015	5.8	2020	6.7	32,633	SAME
High housing cost burden (>30% income spent)	2010-2014	39.6	2015-2019	33.2	119,357	BETTER
Teens not in school and not working	2010-2014	10.2	2015-2019	8.8	3,840	BETTER



EDUCATION

DOMAIN RANK:

42

	Baseline Year	%	Current Year	%	Number	Change
3 and 4 year old children not enrolled in school	2010-2014	51.3	2015-2019	55.3	13,870	WORSE
4th grade students not proficient in English Language Arts	2014-15	77	2018-19	74	7,666	BETTER
8th grade students not proficient in math	2014-2015	91	2018-2019	90	4,379	BETTER
High school students not graduating on time	2014-2015	23.4	2019-2020	9.8	805	BETTER



HEALTH

DOMAIN RANK:

29

	Baseline Year	%	Current Year	%	Number	Change
Low-birthweight babies	2014	9.4	2019	10.1	1,317	SAME
Uninsured children	2014	7.1	2019	6.5	14,222	SAME
Overweight and obese 1st, 3rd, and 6th grade students	2014-2015	32.5	2019-2020	36.1	9,775	WORSE
High school teens who used alcohol/drugs (past 30 days)	2016	33.4	2020	29.3	181	BETTER



FAMILY AND COMMUNITY

DOMAIN RANK:

54

	Baseline Year	%	Current Year	%	Number	Change
Children in single parent families	2010-2014	40.0	2015-2019	39.7	74,106	SAME
Children living in high poverty areas	2010-2014	17.5	2015-2019	10.8	22,836	BETTER
Children with verified maltreatment (per 1,000)	2014-2015	10.6	2019-2020	7.4	1,662	BETTER
Youth contacts with the juvenile justice system (per 1,000)	2014-2015	24.1	2019-2020	10.0	961	BETTER

FLORIDA

POLICY

INSTITUTE

phone

407.440.1421

email

info@floridapolicy.org

twitter

@floridapolicy

instagram

@floridapolicy

facebook

address

/flpolicyinstitute

1001 N. Orange Ave

Orlando, FL 32801

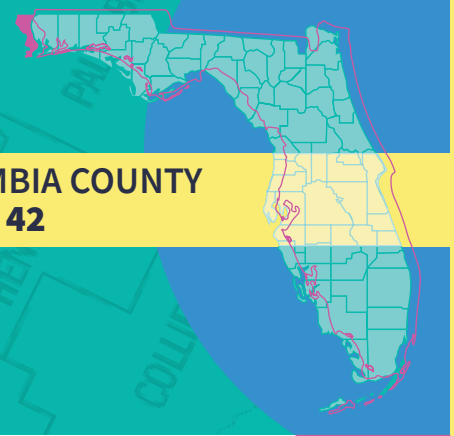
website

www.floridapolicy.org

2021 FLORIDA CHILD WELL-BEING INDEX

Keeping a focus on making life **better for our children**

**ESCAMBIA COUNTY
RANK: 42**



ECONOMIC WELL-BEING

DOMAIN RANK:

39

	Baseline Year	%	Current Year	%	Number	Change
Children in poverty	2014	23.8	2019	24.6	15,933	SAME
Unemployment rate	2015	5.6	2020	6.7	9,671	WORSE
High housing cost burden (>30% income spent)	2010-2014	34.6	2015-2019	29.5	35,460	BETTER
Teens not in school and not working	2010-2014	7.0	2015-2019	5.1	921	BETTER



EDUCATION

DOMAIN RANK:

58

	Baseline Year	%	Current Year	%	Number	Change
3 and 4 year old children not enrolled in school	2010-2014	48.6	2015-2019	54.5	4,011	WORSE
4th grade students not proficient in English Language Arts	2014-15	78	2018-19	77	2,362	BETTER
8th grade students not proficient in math	2014-2015	90	2018-2019	96	1,498	WORSE
High school students not graduating on time	2014-2015	27.3	2019-2020	13.5	370	BETTER



HEALTH

DOMAIN RANK:

1

	Baseline Year	%	Current Year	%	Number	Change
Low-birthweight babies	2014	10.3	2019	11.1	431	SAME
Uninsured children	2014	6.8	2019	6.4	4,293	SAME
Overweight and obese 1st, 3rd, and 6th grade students	2014-2015	34.5	2019-2020	31.3	2,564	BETTER
High school teens who used alcohol/drugs (past 30 days)	2016	30.1	2020	19.8	92	BETTER



FAMILY AND COMMUNITY

DOMAIN RANK:

51

	Baseline Year	%	Current Year	%	Number	Change
Children in single parent families	2010-2014	38.5	2015-2019	38.2	20,721	SAME
Children living in high poverty areas	2010-2014	16.5	2015-2019	6.1	3,985	BETTER
Children with verified maltreatment (per 1,000)	2014-2015	16.8	2019-2020	11.6	816	BETTER
Youth contacts with the juvenile justice system (per 1,000)	2014-2015	38.4	2019-2020	27.3	842	BETTER

FLORIDA

POLICY

INSTITUTE

phone

407.440.1421

email

info@floridapolicy.org

twitter

@floridapolicy

instagram

@floridapolicy

facebook

address

/flpolicyinstitute

1001 N. Orange Ave

Orlando, FL 32801

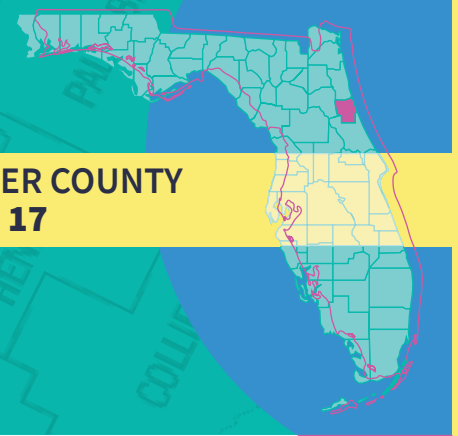
website

www.floridapolicy.org

2021 FLORIDA CHILD WELL-BEING INDEX

Keeping a focus on making life **better for our children**

**FLAGLER COUNTY
RANK: 17**



ECONOMIC WELL-BEING

DOMAIN RANK:

18

	Baseline Year	%	Current Year	%	Number	Change
Children in poverty	2014	21.1	2019	16.5	3,089	BETTER
Unemployment rate	2015	6.3	2020	7.6	3,553	WORSE
High housing cost burden (>30% income spent)	2010-2014	36.2	2015-2019	31.0	13,056	BETTER
Teens not in school and not working	2010-2014	15.6	2015-2019	4.5	217	BETTER



EDUCATION

DOMAIN RANK:

23

	Baseline Year	%	Current Year	%	Number	Change
3 and 4 year old children not enrolled in school	2010-2014	52.9	2015-2019	58.1	980	WORSE
4th grade students not proficient in English Language Arts	2014-15	69	2018-19	66	632	BETTER
8th grade students not proficient in math	2014-2015	83	2018-2019	81	463	BETTER
High school students not graduating on time	2014-2015	22.5	2019-2020	7.7	85	BETTER



HEALTH

DOMAIN RANK:

6

	Baseline Year	%	Current Year	%	Number	Change
Low-birthweight babies	2014	7.6	2019	8.5	72	SAME
Uninsured children	2014	10.9	2019	9.3	1,857	BETTER
Overweight and obese 1st, 3rd, and 6th grade students	2014-2015	32.5	2019-2020	31.0	842	BETTER
High school teens who used alcohol/drugs (past 30 days)	2016	34.0	2020	25.1	105	BETTER



FAMILY AND COMMUNITY

DOMAIN RANK:

23

	Baseline Year	%	Current Year	%	Number	Change
Children in single parent families	2010-2014	28.0	2015-2019	33.8	5,253	WORSE
Children living in high poverty areas	2010-2014	0.0	2015-2019	0.0	0	SAME
Children with verified maltreatment (per 1,000)	2014-2015	10.5	2019-2020	8.8	182	BETTER
Youth contacts with the juvenile justice system (per 1,000)	2014-2015	25.4	2019-2020	14.2	134	BETTER

FLORIDA

POLICY

INSTITUTE

phone

407.440.1421

email

info@floridapolicy.org

twitter

@floridapolicy

instagram

@floridapolicy

facebook

address

/flpolicyinstitute

1001 N. Orange Ave

Orlando, FL 32801

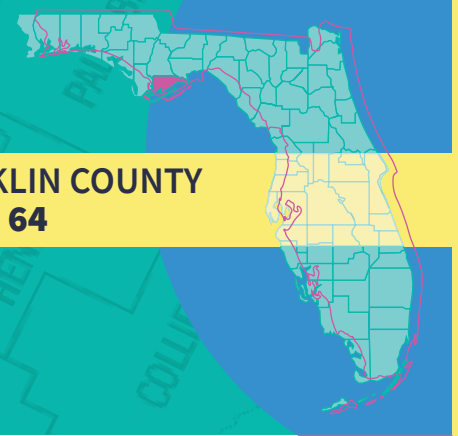
website

www.floridapolicy.org

2021 FLORIDA CHILD WELL-BEING INDEX

Keeping a focus on making life **better for our children**

**FRANKLIN COUNTY
RANK: 64**



ECONOMIC WELL-BEING

DOMAIN RANK:

57

	Baseline Year	%	Current Year	%	Number	Change
Children in poverty	2014	37.1	2019	30.1	552	BETTER
Unemployment rate	2015	4.7	2020	5.4	252	SAME
High housing cost burden (>30% income spent)	2010-2014	32.3	2015-2019	27.0	1,199	BETTER
Teens not in school and not working	2010-2014	20.6	2015-2019	14.5	54	BETTER



EDUCATION

DOMAIN RANK:

67

	Baseline Year	%	Current Year	%	Number	Change
3 and 4 year old children not enrolled in school	2010-2014	41.2	2015-2019	66.5	141	WORSE
4th grade students not proficient in English Language Arts	2014-15	*	2018-19	85	96	—
8th grade students not proficient in math	2014-2015	*	2018-2019	100	35	—
High school students not graduating on time	2014-2015	*	2019-2020	*	18	—



HEALTH

DOMAIN RANK:

64

	Baseline Year	%	Current Year	%	Number	Change
Low-birthweight babies	2014	*	2019	10.8	11	—
Uninsured children	2014	9.9	2019	9.4	176	SAME
Overweight and obese 1st, 3rd, and 6th grade students	2014-2015	39.0	2019-2020	41.2	121	WORSE
High school teens who used alcohol/drugs (past 30 days)	2016	*	2020	*	20	—



FAMILY AND COMMUNITY

DOMAIN RANK:

31

	Baseline Year	%	Current Year	%	Number	Change
Children in single parent families	2010-2014	42.6	2015-2019	34.6	512	BETTER
Children living in high poverty areas	2010-2014	25.0	2015-2019	0.0	0	BETTER
Children with verified maltreatment (per 1,000)	2014-2015	13.5	2019-2020	12.3	26	BETTER
Youth contacts with the juvenile justice system (per 1,000)	2014-2015	26.0	2019-2020	25.3	24	SAME

**Data are suppressed due to confidentiality.*

FLORIDA

POLICY

INSTITUTE

phone

407.440.1421

email

info@floridapolicy.org

twitter

@floridapolicy

instagram

@floridapolicy

facebook

/flpolicyinstitute

address

1001 N. Orange Ave

Orlando, FL 32801

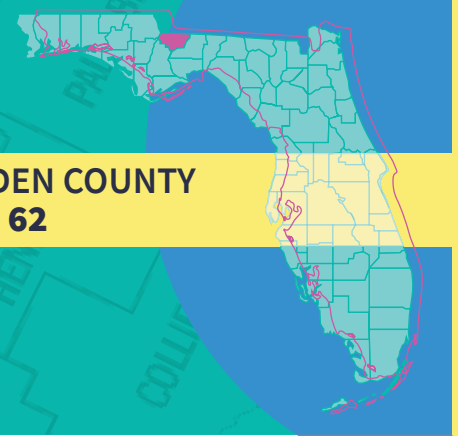
website

www.floridapolicy.org

2021 FLORIDA CHILD WELL-BEING INDEX

Keeping a focus on making life **better for our children**

**GADSDEN COUNTY
RANK: 62**



ECONOMIC WELL-BEING

DOMAIN RANK:

56

	Baseline Year	%	Current Year	%	Number	Change
Children in poverty	2014	39.7	2019	31.2	3,039	BETTER
Unemployment rate	2015	7.2	2020	6.8	1,245	SAME
High housing cost burden (>30% income spent)	2010-2014	30.2	2015-2019	21.0	3,607	BETTER
Teens not in school and not working	2010-2014	17.1	2015-2019	16.7	303	SAME



EDUCATION

DOMAIN RANK:

36

	Baseline Year	%	Current Year	%	Number	Change
3 and 4 year old children not enrolled in school	2010-2014	36.9	2015-2019	30.1	299	BETTER
4th grade students not proficient in English Language Arts	2014-15	88	2018-19	88	367	SAME
8th grade students not proficient in math	2014-2015	88	2018-2019	85	204	BETTER
High school students not graduating on time	2014-2015	34.6	2019-2020	22.9	76	BETTER



HEALTH

DOMAIN RANK:

40

	Baseline Year	%	Current Year	%	Number	Change
Low-birthweight babies	2014	15.1	2019	13.2	66	BETTER
Uninsured children	2014	8.7	2019	8.0	787	SAME
Overweight and obese 1st, 3rd, and 6th grade students	2014-2015	39.7	2019-2020	41.8	553	WORSE
High school teens who used alcohol/drugs (past 30 days)	2016	30.2	2020	21.9	61	BETTER



FAMILY AND COMMUNITY

DOMAIN RANK:

65

	Baseline Year	%	Current Year	%	Number	Change
Children in single parent families	2010-2014	58.6	2015-2019	57.8	4,541	SAME
Children living in high poverty areas	2010-2014	43.7	2015-2019	30.9	3,100	BETTER
Children with verified maltreatment (per 1,000)	2014-2015	5.5	2019-2020	8.6	88	WORSE
Youth contacts with the juvenile justice system (per 1,000)	2014-2015	23.1	2019-2020	16.4	72	BETTER

FLORIDA

POLICY

INSTITUTE

phone

407.440.1421

email

info@floridapolicy.org

twitter

@floridapolicy

instagram

@floridapolicy

facebook

address

/flpolicyinstitute

1001 N. Orange Ave

Orlando, FL 32801

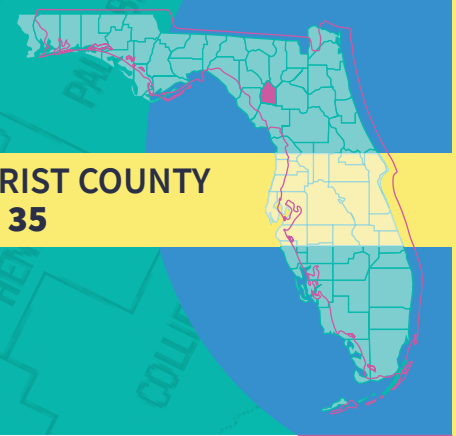
website

www.floridapolicy.org

2021 FLORIDA CHILD WELL-BEING INDEX

Keeping a focus on making life **better for our children**

**GILCHRIST COUNTY
RANK: 35**



ECONOMIC WELL-BEING

DOMAIN RANK:

32

	Baseline Year	%	Current Year	%	Number	Change
Children in poverty	2014	26.4	2019	20.8	750	BETTER
Unemployment rate	2015	5.7	2020	4.9	345	SAME
High housing cost burden (>30% income spent)	2010-2014	25.8	2015-2019	18.0	1,163	BETTER
Teens not in school and not working	2010-2014	35.1	2015-2019	20.7	291	BETTER



EDUCATION

DOMAIN RANK:

26

	Baseline Year	%	Current Year	%	Number	Change
3 and 4 year old children not enrolled in school	2010-2014	69.1	2015-2019	58.4	317	BETTER
4th grade students not proficient in English Language Arts	2014-15	76	2018-19	70	142	BETTER
8th grade students not proficient in math	2014-2015	78	2018-2019	80	78	WORSE
High school students not graduating on time	2014-2015	6.0	2019-2020	9.9	19	WORSE



HEALTH

DOMAIN RANK:

61

	Baseline Year	%	Current Year	%	Number	Change
Low-birthweight babies	2014	6.6	2019	9.5	20	WORSE
Uninsured children	2014	11.6	2019	9.9	373	BETTER
Overweight and obese 1st, 3rd, and 6th grade students	2014-2015	31.3	2019-2020	40.7	300	WORSE
High school teens who used alcohol/drugs (past 30 days)	2016	38.5	2020	34.4	60	BETTER



FAMILY AND COMMUNITY

DOMAIN RANK:

22

	Baseline Year	%	Current Year	%	Number	Change
Children in single parent families	2010-2014	20.1	2015-2019	33.4	909	WORSE
Children living in high poverty areas	2010-2014	0.0	2015-2019	0.0	0	SAME
Children with verified maltreatment (per 1,000)	2014-2015	7.0	2019-2020	5.4	19	BETTER
Youth contacts with the juvenile justice system (per 1,000)	2014-2015	28.6	2019-2020	20.9	33	BETTER

FLORIDA

POLICY

INSTITUTE

phone

407.440.1421

email

info@floridapolicy.org

twitter

@floridapolicy

instagram

@floridapolicy

facebook

address

/flpolicyinstitute

1001 N. Orange Ave

Orlando, FL 32801

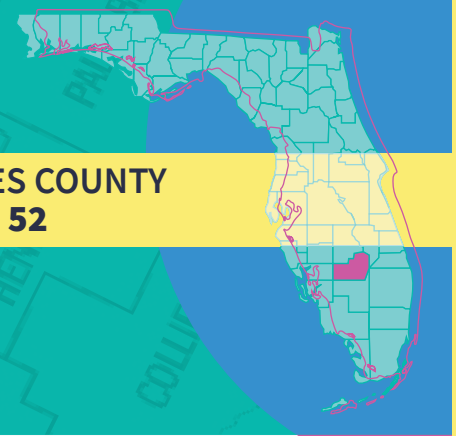
website

www.floridapolicy.org

2021 FLORIDA CHILD WELL-BEING INDEX

Keeping a focus on making life **better for our children**

**GLADES COUNTY
RANK: 52**



ECONOMIC WELL-BEING

DOMAIN RANK:

62

	Baseline Year	%	Current Year	%	Number	Change
Children in poverty	2014	29.1	2019	25.7	502	BETTER
Unemployment rate	2015	7.1	2020	5.6	289	BETTER
High housing cost burden (>30% income spent)	2010-2014	26.3	2015-2019	26.5	1,245	SAME
Teens not in school and not working	2010-2014	51.2	2015-2019	22.4	150	BETTER



EDUCATION

DOMAIN RANK:

57

	Baseline Year	%	Current Year	%	Number	Change
3 and 4 year old children not enrolled in school	2010-2014	45.8	2015-2019	57.5	149	WORSE
4th grade students not proficient in English Language Arts	2014-15	84	2018-19	86	141	WORSE
8th grade students not proficient in math	2014-2015	*	2018-2019	87	71	—
High school students not graduating on time	2014-2015	*	2019-2020	*	*	—



HEALTH

DOMAIN RANK:

19

	Baseline Year	%	Current Year	%	Number	Change
Low-birthweight babies	2014	*	2019	*	*	—
Uninsured children	2014	17.1	2019	16.5	340	SAME
Overweight and obese 1st, 3rd, and 6th grade students	2014-2015	42.1	2019-2020	36.8	172	BETTER
High school teens who used alcohol/drugs (past 30 days)	2016	*	2020	*	12	—



FAMILY AND COMMUNITY

DOMAIN RANK:

24

	Baseline Year	%	Current Year	%	Number	Change
Children in single parent families	2010-2014	48.5	2015-2019	34.0	615	BETTER
Children living in high poverty areas	2010-2014	0.0	2015-2019	0.0	0	SAME
Children with verified maltreatment (per 1,000)	2014-2015	7.1	2019-2020	9.6	22	WORSE
Youth contacts with the juvenile justice system (per 1,000)	2014-2015	23.2	2019-2020	12.1	13	BETTER

**Data are suppressed due to confidentiality.*

FLORIDA

POLICY

INSTITUTE

phone

407.440.1421

email

info@floridapolicy.org

twitter

@floridapolicy

instagram

@floridapolicy

facebook

/flpolicyinstitute

address

1001 N. Orange Ave

Orlando, FL 32801

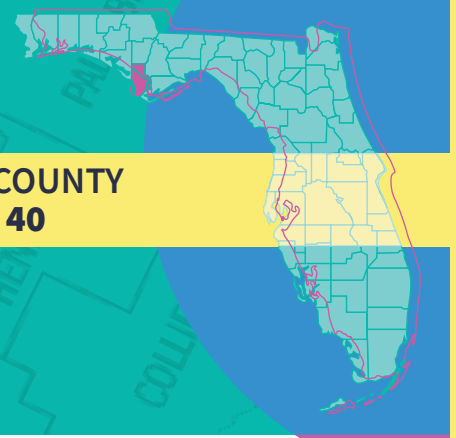
website

www.floridapolicy.org

2021 FLORIDA CHILD WELL-BEING INDEX

Keeping a focus on making life **better for our children**

**GULF COUNTY
RANK: 40**



ECONOMIC WELL-BEING

DOMAIN RANK:

14

	Baseline Year	%	Current Year	%	Number	Change
Children in poverty	2014	30.0	2019	23.1	561	BETTER
Unemployment rate	2015	5.3	2020	5.9	298	SAME
High housing cost burden (>30% income spent)	2010-2014	30.6	2015-2019	22.1	1,275	BETTER
Teens not in school and not working	2010-2014	20.5	2015-2019	5.7	33	BETTER



EDUCATION

DOMAIN RANK:

39

	Baseline Year	%	Current Year	%	Number	Change
3 and 4 year old children not enrolled in school	2010-2014	55.4	2015-2019	50.3	185	BETTER
4th grade students not proficient in English Language Arts	2014-15	79	2018-19	87	110	WORSE
8th grade students not proficient in math	2014-2015	66	2018-2019	75	143	WORSE
High school students not graduating on time	2014-2015	16.4	2019-2020	14.7	20	BETTER



HEALTH

DOMAIN RANK:

65

	Baseline Year	%	Current Year	%	Number	Change
Low-birthweight babies	2014	*	2019	*	*	—
Uninsured children	2014	10.8	2019	7.7	197	BETTER
Overweight and obese 1st, 3rd, and 6th grade students	2014-2015	36.9	2019-2020	52.9	136	WORSE
High school teens who used alcohol/drugs (past 30 days)	2016	40.9	2020	34.0	63	BETTER



FAMILY AND COMMUNITY

DOMAIN RANK:

18

	Baseline Year	%	Current Year	%	Number	Change
Children in single parent families	2010-2014	44.3	2015-2019	31.4	578	BETTER
Children living in high poverty areas	2010-2014	0.0	2015-2019	0.0	0	SAME
Children with verified maltreatment (per 1,000)	2014-2015	*	2019-2020	6.5	16	—
Youth contacts with the juvenile justice system (per 1,000)	2014-2015	13.7	2019-2020	16.9	19	WORSE

**Data are suppressed due to confidentiality.*

FLORIDA

POLICY

INSTITUTE

phone

407.440.1421

email

info@floridapolicy.org

twitter

@floridapolicy

instagram

@floridapolicy

facebook

/flpolicyinstitute

address

1001 N. Orange Ave

Orlando, FL 32801

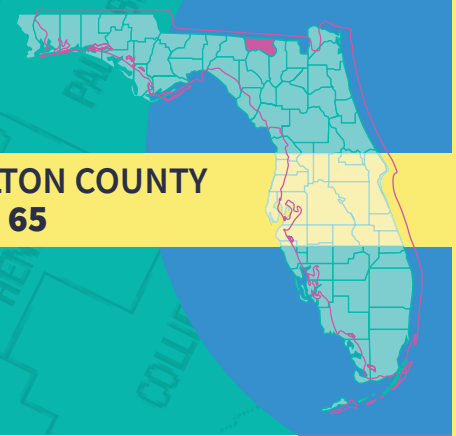
website

www.floridapolicy.org

2021 FLORIDA CHILD WELL-BEING INDEX

Keeping a focus on making life **better for our children**

**HAMILTON COUNTY
RANK: 65**



ECONOMIC WELL-BEING

DOMAIN RANK:

67

	Baseline Year	%	Current Year	%	Number	Change
Children in poverty	2014	39.9	2019	51.5	1,358	WORSE
Unemployment rate	2015	6.5	2020	7.6	319	WORSE
High housing cost burden (>30% income spent)	2010-2014	28.9	2015-2019	24.9	1,091	BETTER
Teens not in school and not working	2010-2014	34.7	2015-2019	21.3	146	BETTER



EDUCATION

DOMAIN RANK:

46

	Baseline Year	%	Current Year	%	Number	Change
3 and 4 year old children not enrolled in school	2010-2014	76.5	2015-2019	47.7	124	BETTER
4th grade students not proficient in English Language Arts	2014-15	91	2018-19	84	102	BETTER
8th grade students not proficient in math	2014-2015	*	2018-2019	86	108	—
High school students not graduating on time	2014-2015	26.3	2019-2020	13.0	14	BETTER



HEALTH

DOMAIN RANK:

17

	Baseline Year	%	Current Year	%	Number	Change
Low-birthweight babies	2014	7.6	2019	9.6	16	WORSE
Uninsured children	2014	9.0	2019	7.0	187	BETTER
Overweight and obese 1st, 3rd, and 6th grade students	2014-2015	34.2	2019-2020	39.0	146	WORSE
High school teens who used alcohol/drugs (past 30 days)	2016	23.1	2020	24.0	28	SAME



FAMILY AND COMMUNITY

DOMAIN RANK:

64

	Baseline Year	%	Current Year	%	Number	Change
Children in single parent families	2010-2014	50.7	2015-2019	39.0	769	BETTER
Children living in high poverty areas	2010-2014	59.7	2015-2019	42.5	1,161	BETTER
Children with verified maltreatment (per 1,000)	2014-2015	14.1	2019-2020	4.1	11	BETTER
Youth contacts with the juvenile justice system (per 1,000)	2014-2015	37.8	2019-2020	43.2	53	WORSE

**Data are suppressed due to confidentiality.*

FLORIDA

POLICY

INSTITUTE

phone

407.440.1421

email

info@floridapolicy.org

twitter

@floridapolicy

instagram

@floridapolicy

facebook

/flpolicyinstitute

address

1001 N. Orange Ave

Orlando, FL 32801

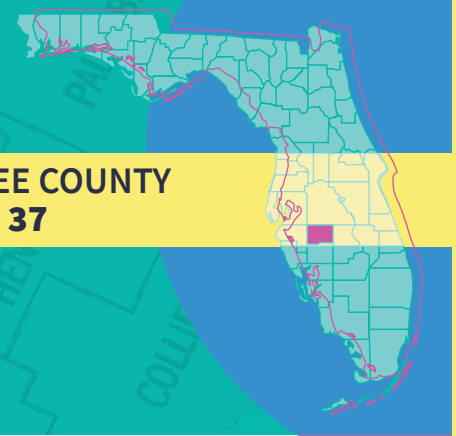
website

www.floridapolicy.org

2021 FLORIDA CHILD WELL-BEING INDEX

Keeping a focus on making life **better for our children**

**HARDEE COUNTY
RANK: 37**



ECONOMIC WELL-BEING

DOMAIN RANK:

35

	Baseline Year	%	Current Year	%	Number	Change
Children in poverty	2014	38.8	2019	28.3	1,901	BETTER
Unemployment rate	2015	7.0	2020	6.5	551	SAME
High housing cost burden (>30% income spent)	2010-2014	31.2	2015-2019	21.7	1,703	BETTER
Teens not in school and not working	2010-2014	23.4	2015-2019	8.8	127	BETTER



EDUCATION

DOMAIN RANK:

35

	Baseline Year	%	Current Year	%	Number	Change
3 and 4 year old children not enrolled in school	2010-2014	77.1	2015-2019	68.5	455	BETTER
4th grade students not proficient in English Language Arts	2014-15	81	2018-19	73	282	BETTER
8th grade students not proficient in math	2014-2015	98	2018-2019	75	219	BETTER
High school students not graduating on time	2014-2015	40.3	2019-2020	8.6	30	BETTER



HEALTH

DOMAIN RANK:

52

	Baseline Year	%	Current Year	%	Number	Change
Low-birthweight babies	2014	6.5	2019	9.2	31	WORSE
Uninsured children	2014	12.9	2019	8.1	555	BETTER
Overweight and obese 1st, 3rd, and 6th grade students	2014-2015	46.8	2019-2020	43.4	490	BETTER
High school teens who used alcohol/drugs (past 30 days)	2016	29.5	2020	30.1	105	SAME



FAMILY AND COMMUNITY

DOMAIN RANK:

16

	Baseline Year	%	Current Year	%	Number	Change
Children in single parent families	2010-2014	37.0	2015-2019	29.3	1,776	BETTER
Children living in high poverty areas	2010-2014	76.0	2015-2019	0.0	0	BETTER
Children with verified maltreatment (per 1,000)	2014-2015	4.7	2019-2020	6.0	44	WORSE
Youth contacts with the juvenile justice system (per 1,000)	2014-2015	32.7	2019-2020	24.2	80	BETTER

FLORIDA

POLICY

INSTITUTE

phone

407.440.1421

email

info@floridapolicy.org

twitter

@floridapolicy

instagram

@floridapolicy

facebook

address

/flpolicyinstitute

1001 N. Orange Ave

Orlando, FL 32801

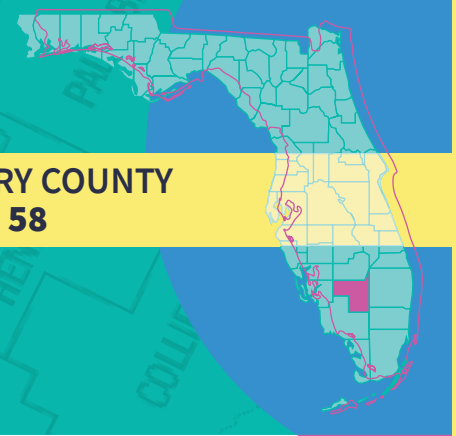
website

www.floridapolicy.org

2021 FLORIDA CHILD WELL-BEING INDEX

Keeping a focus on making life **better for our children**

**HENDRY COUNTY
RANK: 58**



ECONOMIC WELL-BEING

DOMAIN RANK:

59

	Baseline Year	%	Current Year	%	Number	Change
Children in poverty	2014	35.6	2019	28.3	3,114	BETTER
Unemployment rate	2015	10.6	2020	8.1	1,257	BETTER
High housing cost burden (>30% income spent)	2010-2014	33.6	2015-2019	28.8	3,604	BETTER
Teens not in school and not working	2010-2014	19.5	2015-2019	12.7	292	BETTER



EDUCATION

DOMAIN RANK:

48

	Baseline Year	%	Current Year	%	Number	Change
3 and 4 year old children not enrolled in school	2010-2014	63.0	2015-2019	48.3	672	BETTER
4th grade students not proficient in English Language Arts	2014-15	80	2018-19	81	463	WORSE
8th grade students not proficient in math	2014-2015	95	2018-2019	93	317	BETTER
High school students not graduating on time	2014-2015	23.2	2019-2020	9.6	55	BETTER



HEALTH

DOMAIN RANK:

43

	Baseline Year	%	Current Year	%	Number	Change
Low-birthweight babies	2014	5.8	2019	9.4	58	WORSE
Uninsured children	2014	14.0	2019	11.5	1,302	BETTER
Overweight and obese 1st, 3rd, and 6th grade students	2014-2015	47.7	2019-2020	43.6	825	BETTER
High school teens who used alcohol/drugs (past 30 days)	2016	31.9	2020	21.8	139	BETTER



FAMILY AND COMMUNITY

DOMAIN RANK:

62

	Baseline Year	%	Current Year	%	Number	Change
Children in single parent families	2010-2014	41.1	2015-2019	42.2	3,717	WORSE
Children living in high poverty areas	2010-2014	58.5	2015-2019	23.2	2,549	BETTER
Children with verified maltreatment (per 1,000)	2014-2015	7.9	2019-2020	7.2	81	SAME
Youth contacts with the juvenile justice system (per 1,000)	2014-2015	35.9	2019-2020	18.7	94	BETTER

FLORIDA

POLICY

INSTITUTE

phone

407.440.1421

email

info@floridapolicy.org

twitter

@floridapolicy

instagram

@floridapolicy

facebook

address

/flpolicyinstitute

1001 N. Orange Ave

Orlando, FL 32801

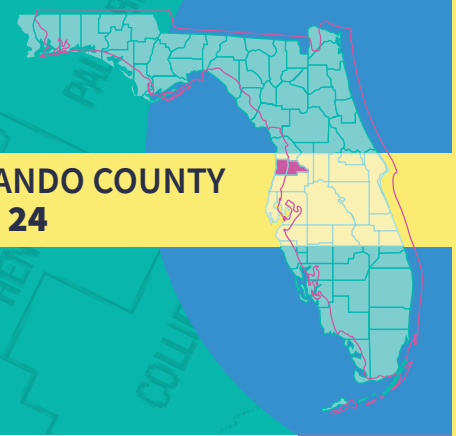
website

www.floridapolicy.org

2021 FLORIDA CHILD WELL-BEING INDEX

Keeping a focus on making life **better for our children**

**HERNANDO COUNTY
RANK: 24**



ECONOMIC WELL-BEING

DOMAIN RANK:

20

	Baseline Year	%	Current Year	%	Number	Change
Children in poverty	2014	24.4	2019	19.1	6,616	BETTER
Unemployment rate	2015	7.0	2020	8.1	5,769	WORSE
High housing cost burden (>30% income spent)	2010-2014	34.5	2015-2019	26.4	19,920	BETTER
Teens not in school and not working	2010-2014	12.8	2015-2019	6.9	526	BETTER



EDUCATION

DOMAIN RANK:

32

	Baseline Year	%	Current Year	%	Number	Change
3 and 4 year old children not enrolled in school	2010-2014	55.4	2015-2019	65.0	2,421	WORSE
4th grade students not proficient in English Language Arts	2014-15	73	2018-19	73	1,175	SAME
8th grade students not proficient in math	2014-2015	75	2018-2019	76	932	WORSE
High school students not graduating on time	2014-2015	22.0	2019-2020	8.3	144	BETTER



HEALTH

DOMAIN RANK:

27

	Baseline Year	%	Current Year	%	Number	Change
Low-birthweight babies	2014	8.5	2019	10.2	159	WORSE
Uninsured children	2014	10.2	2019	7.3	2,646	BETTER
Overweight and obese 1st, 3rd, and 6th grade students	2014-2015	32.3	2019-2020	34.0	1,402	WORSE
High school teens who used alcohol/drugs (past 30 days)	2016	34.5	2020	29.8	133	BETTER



FAMILY AND COMMUNITY

DOMAIN RANK:

32

	Baseline Year	%	Current Year	%	Number	Change
Children in single parent families	2010-2014	35.1	2015-2019	35.0	9,944	SAME
Children living in high poverty areas	2010-2014	9.2	2015-2019	1.8	622	BETTER
Children with verified maltreatment (per 1,000)	2014-2015	7.4	2019-2020	3.0	106	BETTER
Youth contacts with the juvenile justice system (per 1,000)	2014-2015	24.9	2019-2020	15.9	262	BETTER

FLORIDA

POLICY

INSTITUTE

phone

407.440.1421

email

info@floridapolicy.org

twitter

@floridapolicy

instagram

@floridapolicy

facebook

address

/flpolicyinstitute

1001 N. Orange Ave

Orlando, FL 32801

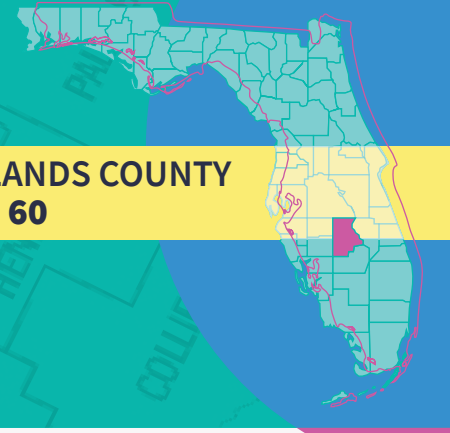
website

www.floridapolicy.org

2021 FLORIDA CHILD WELL-BEING INDEX

Keeping a focus on making life **better for our children**

**HIGHLANDS COUNTY
RANK: 60**



ECONOMIC WELL-BEING

DOMAIN RANK:

52

	Baseline Year	%	Current Year	%	Number	Change
Children in poverty	2014	32.1	2019	26.2	4,586	BETTER
Unemployment rate	2015	7.5	2020	7.7	2,674	SAME
High housing cost burden (>30% income spent)	2010-2014	28.8	2015-2019	25.0	10,455	BETTER
Teens not in school and not working	2010-2014	14.3	2015-2019	13.9	564	SAME



EDUCATION

DOMAIN RANK:

61

	Baseline Year	%	Current Year	%	Number	Change
3 and 4 year old children not enrolled in school	2010-2014	64.6	2015-2019	67.3	1,400	WORSE
4th grade students not proficient in English Language Arts	2014-15	81	2018-19	78	748	BETTER
8th grade students not proficient in math	2014-2015	68	2018-2019	85	563	WORSE
High school students not graduating on time	2014-2015	35.5	2019-2020	16.7	146	BETTER



HEALTH

DOMAIN RANK:

38

	Baseline Year	%	Current Year	%	Number	Change
Low-birthweight babies	2014	8.4	2019	10.1	85	WORSE
Uninsured children	2014	11.9	2019	8.9	1,607	BETTER
Overweight and obese 1st, 3rd, and 6th grade students	2014-2015	35.9	2019-2020	40.4	1,442	WORSE
High school teens who used alcohol/drugs (past 30 days)	2016	31.9	2020	25.1	83	BETTER



FAMILY AND COMMUNITY

DOMAIN RANK:

61

	Baseline Year	%	Current Year	%	Number	Change
Children in single parent families	2010-2014	33.3	2015-2019	35.3	5,360	WORSE
Children living in high poverty areas	2010-2014	26.8	2015-2019	24.1	4,281	BETTER
Children with verified maltreatment (per 1,000)	2014-2015	10.4	2019-2020	7.7	138	BETTER
Youth contacts with the juvenile justice system (per 1,000)	2014-2015	37.2	2019-2020	21.6	175	BETTER

FLORIDA

POLICY

INSTITUTE

phone

407.440.1421

email

info@floridapolicy.org

twitter

@floridapolicy

instagram

@floridapolicy

facebook

address

/flpolicyinstitute

1001 N. Orange Ave

Orlando, FL 32801

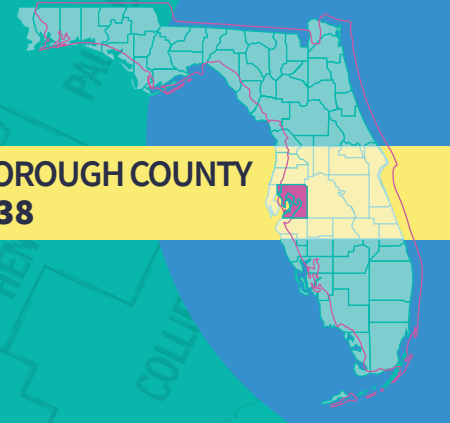
website

www.floridapolicy.org

2021 FLORIDA CHILD WELL-BEING INDEX

Keeping a focus on making life **better for our children**

**HILLSBOROUGH COUNTY
RANK: 38**



ECONOMIC WELL-BEING

DOMAIN RANK:

37

	Baseline Year	%	Current Year	%	Number	Change
Children in poverty	2014	23.3	2019	18.4	58,510	BETTER
Unemployment rate	2015	5.1	2020	7.1	53,788	WORSE
High housing cost burden (>30% income spent)	2010-2014	39.0	2015-2019	34.1	179,173	BETTER
Teens not in school and not working	2010-2014	9.4	2015-2019	6.2	4,418	BETTER



EDUCATION

DOMAIN RANK:

31

	Baseline Year	%	Current Year	%	Number	Change
3 and 4 year old children not enrolled in school	2010-2014	52.6	2015-2019	48.6	17,119	BETTER
4th grade students not proficient in English Language Arts	2014-15	73	2018-19	71	12,046	BETTER
8th grade students not proficient in math	2014-2015	94	2018-2019	90	7,204	BETTER
High school students not graduating on time	2014-2015	24.0	2019-2020	11.2	1,748	BETTER



HEALTH

DOMAIN RANK:

16

	Baseline Year	%	Current Year	%	Number	Change
Low-birthweight babies	2014	8.9	2019	8.7	1,502	SAME
Uninsured children	2014	7.9	2019	6.4	21,445	BETTER
Overweight and obese 1st, 3rd, and 6th grade students	2014-2015	32.5	2019-2020	37.3	23,109	WORSE
High school teens who used alcohol/drugs (past 30 days)	2016	32.1	2020	26.9	131	BETTER



FAMILY AND COMMUNITY

DOMAIN RANK:

52

	Baseline Year	%	Current Year	%	Number	Change
Children in single parent families	2010-2014	36.7	2015-2019	36.0	101,329	SAME
Children living in high poverty areas	2010-2014	19.3	2015-2019	10.7	34,321	BETTER
Children with verified maltreatment (per 1,000)	2014-2015	8.3	2019-2020	6.2	2,125	BETTER
Youth contacts with the juvenile justice system (per 1,000)	2014-2015	24.4	2019-2020	11.8	1,788	BETTER

FLORIDA

POLICY

INSTITUTE

phone

407.440.1421

email

info@floridapolicy.org

twitter

@floridapolicy

instagram

@floridapolicy

facebook

address

/flpolicyinstitute

1001 N. Orange Ave

Orlando, FL 32801

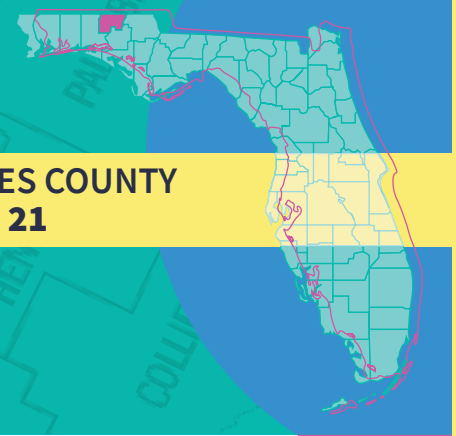
website

www.floridapolicy.org

2021 FLORIDA CHILD WELL-BEING INDEX

Keeping a focus on making life **better for our children**

**HOLMES COUNTY
RANK: 21**



ECONOMIC WELL-BEING

DOMAIN RANK:

42

	Baseline Year	%	Current Year	%	Number	Change
Children in poverty	2014	34.5	2019	28.4	1,101	BETTER
Unemployment rate	2015	6.2	2020	5.5	378	SAME
High housing cost burden (>30% income spent)	2010-2014	27.4	2015-2019	24.7	1,754	BETTER
Teens not in school and not working	2010-2014	20.5	2015-2019	9.1	76	BETTER



EDUCATION

DOMAIN RANK:

29

	Baseline Year	%	Current Year	%	Number	Change
3 and 4 year old children not enrolled in school	2010-2014	68.5	2015-2019	47.1	194	BETTER
4th grade students not proficient in English Language Arts	2014-15	78	2018-19	74	176	BETTER
8th grade students not proficient in math	2014-2015	87	2018-2019	92	145	WORSE
High school students not graduating on time	2014-2015	19.5	2019-2020	6.6	15	BETTER



HEALTH

DOMAIN RANK:

8

	Baseline Year	%	Current Year	%	Number	Change
Low-birthweight babies	2014	8.2	2019	8.8	18	SAME
Uninsured children	2014	9.3	2019	8.6	343	SAME
Overweight and obese 1st, 3rd, and 6th grade students	2014-2015	33.5	2019-2020	34.2	250	SAME
High school teens who used alcohol/drugs (past 30 days)	2016	26.1	2020	24.2	71	BETTER



FAMILY AND COMMUNITY

DOMAIN RANK:

13

	Baseline Year	%	Current Year	%	Number	Change
Children in single parent families	2010-2014	30.7	2015-2019	28.5	850	BETTER
Children living in high poverty areas	2010-2014	0.0	2015-2019	0.0	0	SAME
Children with verified maltreatment (per 1,000)	2014-2015	5.4	2019-2020	7.6	31	WORSE
Youth contacts with the juvenile justice system (per 1,000)	2014-2015	25.3	2019-2020	10.8	20	BETTER

FLORIDA

POLICY

INSTITUTE

phone

407.440.1421

email

info@floridapolicy.org

twitter

@floridapolicy

instagram

@floridapolicy

facebook

address

/flpolicyinstitute

1001 N. Orange Ave

Orlando, FL 32801

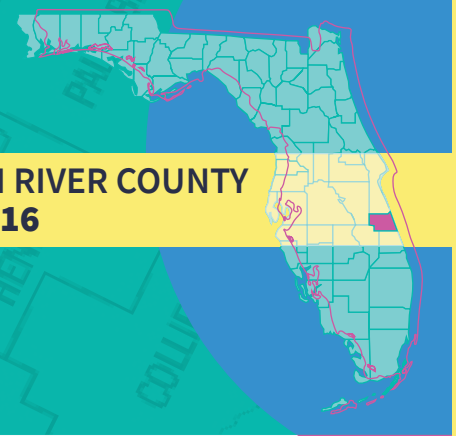
website

www.floridapolicy.org

2021 FLORIDA CHILD WELL-BEING INDEX

Keeping a focus on making life **better for our children**

INDIAN RIVER COUNTY
RANK: 16



ECONOMIC WELL-BEING

DOMAIN RANK:

21

	Baseline Year	%	Current Year	%	Number	Change
Children in poverty	2014	25.0	2019	20.1	4,908	BETTER
Unemployment rate	2015	6.9	2020	7.4	4,751	SAME
High housing cost burden (>30% income spent)	2010-2014	36.6	2015-2019	27.9	16,352	BETTER
Teens not in school and not working	2010-2014	8.6	2015-2019	5.5	328	BETTER



EDUCATION

DOMAIN RANK:

18

	Baseline Year	%	Current Year	%	Number	Change
3 and 4 year old children not enrolled in school	2010-2014	44.5	2015-2019	46.4	1,120	WORSE
4th grade students not proficient in English Language Arts	2014-15	76	2018-19	70	886	BETTER
8th grade students not proficient in math	2014-2015	94	2018-2019	81	734	BETTER
High school students not graduating on time	2014-2015	18.8	2019-2020	6.6	85	BETTER



HEALTH

DOMAIN RANK:

23

	Baseline Year	%	Current Year	%	Number	Change
Low-birthweight babies	2014	6.9	2019	8.3	104	WORSE
Uninsured children	2014	12.0	2019	8.8	2,274	BETTER
Overweight and obese 1st, 3rd, and 6th grade students	2014-2015	34.4	2019-2020	31.5	1,540	BETTER
High school teens who used alcohol/drugs (past 30 days)	2016	34.1	2020	32.0	136	BETTER



FAMILY AND COMMUNITY

DOMAIN RANK:

27

	Baseline Year	%	Current Year	%	Number	Change
Children in single parent families	2010-2014	33.7	2015-2019	27.2	5,806	BETTER
Children living in high poverty areas	2010-2014	18.1	2015-2019	7.7	1,935	BETTER
Children with verified maltreatment (per 1,000)	2014-2015	7.8	2019-2020	5.5	149	BETTER
Youth contacts with the juvenile justice system (per 1,000)	2014-2015	21.2	2019-2020	12.5	157	BETTER

FLORIDA

POLICY

INSTITUTE

phone

407.440.1421

email

info@floridapolicy.org

twitter

@floridapolicy

instagram

@floridapolicy

facebook

address

/flpolicyinstitute

1001 N. Orange Ave

Orlando, FL 32801

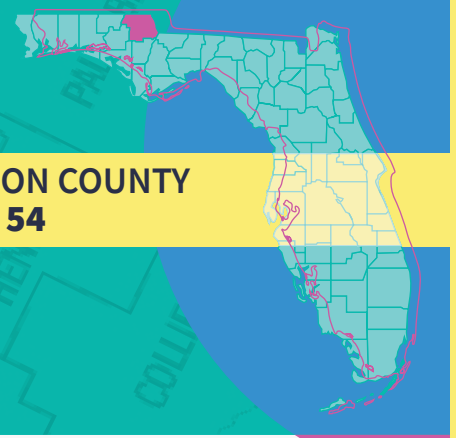
website

www.floridapolicy.org

2021 FLORIDA CHILD WELL-BEING INDEX

Keeping a focus on making life **better for our children**

**JACKSON COUNTY
RANK: 54**



ECONOMIC WELL-BEING

DOMAIN RANK:

22

	Baseline Year	%	Current Year	%	Number	Change
Children in poverty	2014	31.7	2019	26.9	2,280	BETTER
Unemployment rate	2015	5.9	2020	5.4	933	SAME
High housing cost burden (>30% income spent)	2010-2014	30.2	2015-2019	22.9	3,931	BETTER
Teens not in school and not working	2010-2014	14.8	2015-2019	6.3	138	BETTER



EDUCATION

DOMAIN RANK:

53

	Baseline Year	%	Current Year	%	Number	Change
3 and 4 year old children not enrolled in school	2010-2014	65.5	2015-2019	57.8	592	BETTER
4th grade students not proficient in English Language Arts	2014-15	73	2018-19	72	331	BETTER
8th grade students not proficient in math	2014-2015	81	2018-2019	97	271	WORSE
High school students not graduating on time	2014-2015	30.3	2019-2020	9.0	40	BETTER



HEALTH

DOMAIN RANK:

49

	Baseline Year	%	Current Year	%	Number	Change
Low-birthweight babies	2014	8.9	2019	8.3	39	SAME
Uninsured children	2014	8.1	2019	8.5	747	SAME
Overweight and obese 1st, 3rd, and 6th grade students	2014-2015	40.5	2019-2020	41.8	602	WORSE
High school teens who used alcohol/drugs (past 30 days)	2016	33.8	2020	30.9	119	BETTER



FAMILY AND COMMUNITY

DOMAIN RANK:

59

	Baseline Year	%	Current Year	%	Number	Change
Children in single parent families	2010-2014	40.8	2015-2019	38.7	2,956	BETTER
Children living in high poverty areas	2010-2014	16.8	2015-2019	15.1	1,352	BETTER
Children with verified maltreatment (per 1,000)	2014-2015	12.0	2019-2020	6.0	55	BETTER
Youth contacts with the juvenile justice system (per 1,000)	2014-2015	17.2	2019-2020	11.5	47	BETTER

FLORIDA

POLICY

INSTITUTE

phone

407.440.1421

email

info@floridapolicy.org

twitter

@floridapolicy

instagram

@floridapolicy

facebook

address

/flpolicyinstitute

1001 N. Orange Ave

Orlando, FL 32801

website

www.floridapolicy.org

2021 FLORIDA CHILD WELL-BEING INDEX

Keeping a focus on making life **better for our children**

**JEFFERSON COUNTY
RANK: 50**



ECONOMIC WELL-BEING

DOMAIN RANK:

33

	Baseline Year	%	Current Year	%	Number	Change
Children in poverty	2014	28.3	2019	25.6	592	BETTER
Unemployment rate	2015	6.0	2020	5.6	298	SAME
High housing cost burden (>30% income spent)	2010-2014	32.5	2015-2019	24.2	1,395	BETTER
Teens not in school and not working	2010-2014	9.7	2015-2019	9.2	33	SAME



EDUCATION

DOMAIN RANK:

50

	Baseline Year	%	Current Year	%	Number	Change
3 and 4 year old children not enrolled in school	2010-2014	55.9	2015-2019	41.8	133	BETTER
4th grade students not proficient in English Language Arts	2014-15	*	2018-19	86	63	—
8th grade students not proficient in math	2014-2015	*	2018-2019	92	45	—
High school students not graduating on time	2014-2015	*	2019-2020	*	*	—



HEALTH

DOMAIN RANK:

67

	Baseline Year	%	Current Year	%	Number	Change
Low-birthweight babies	2014	11.8	2019	14.5	17	WORSE
Uninsured children	2014	10.8	2019	9.9	238	SAME
Overweight and obese 1st, 3rd, and 6th grade students	2014-2015	36.9	2019-2020	43.4	85	WORSE
High school teens who used alcohol/drugs (past 30 days)	2016	*	2018	37.7	13	—



FAMILY AND COMMUNITY

DOMAIN RANK:

14

	Baseline Year	%	Current Year	%	Number	Change
Children in single parent families	2010-2014	39.8	2015-2019	27.6	531	BETTER
Children living in high poverty areas	2010-2014	0.0	2015-2019	0.0	0	SAME
Children with verified maltreatment (per 1,000)	2014-2015	8.3	2019-2020	3.8	10	BETTER
Youth contacts with the juvenile justice system (per 1,000)	2014-2015	14.2	2019-2020	36.4	41	WORSE

**Data are suppressed due to confidentiality.*

FLORIDA

POLICY

INSTITUTE

phone

407.440.1421

email

info@floridapolicy.org

twitter

@floridapolicy

instagram

@floridapolicy

facebook

/flpolicyinstitute

address

1001 N. Orange Ave

Orlando, FL 32801

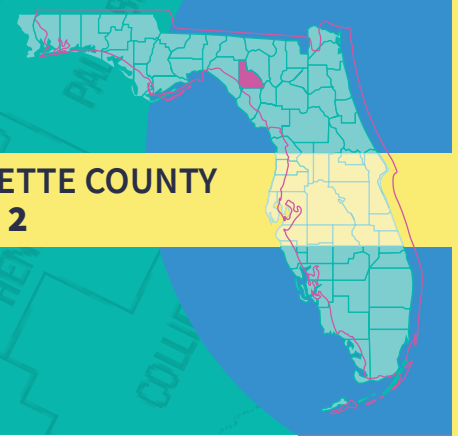
website

www.floridapolicy.org

2021 FLORIDA CHILD WELL-BEING INDEX

Keeping a focus on making life **better for our children**

**LAFAYETTE COUNTY
RANK: 2**



ECONOMIC WELL-BEING

DOMAIN RANK:

2

	Baseline Year	%	Current Year	%	Number	Change
Children in poverty	2014	30.8	2019	27.2	449	BETTER
Unemployment rate	2015	4.6	2020	4.2	117	SAME
High housing cost burden (>30% income spent)	2010-2014	29.1	2015-2019	16.7	363	BETTER
Teens not in school and not working	2010-2014	19.6	2015-2019	0.0	0	BETTER



EDUCATION

DOMAIN RANK:

3

	Baseline Year	%	Current Year	%	Number	Change
3 and 4 year old children not enrolled in school	2010-2014	57.1	2015-2019	27.7	76	BETTER
4th grade students not proficient in English Language Arts	2014-15	86	2018-19	68	71	BETTER
8th grade students not proficient in math	2014-2015	*	2018-2019	82	14	—
High school students not graduating on time	2014-2015	*	2019-2020	*	*	—



HEALTH

DOMAIN RANK:

42

	Baseline Year	%	Current Year	%	Number	Change
Low-birthweight babies	2014	*	2019	*	*	—
Uninsured children	2014	15.1	2019	11.5	199	BETTER
Overweight and obese 1st, 3rd, and 6th grade students	2014-2015	*	2019-2020	39.2	105	—
High school teens who used alcohol/drugs (past 30 days)	2016	29.2	2020	29.0	33	SAME



FAMILY AND COMMUNITY

DOMAIN RANK:

1

	Baseline Year	%	Current Year	%	Number	Change
Children in single parent families	2010-2014	18.4	2015-2019	11.3	151	BETTER
Children living in high poverty areas	2010-2014	0.0	2015-2019	0.0	0	SAME
Children with verified maltreatment (per 1,000)	2014-2015	11.0	2019-2020	*	*	—
Youth contacts with the juvenile justice system (per 1,000)	2014-2015	*	2019-2020	*	*	—

**Data are suppressed due to confidentiality.*

FLORIDA

POLICY

INSTITUTE

phone

407.440.1421

email

info@floridapolicy.org

twitter

@floridapolicy

instagram

@floridapolicy

facebook

/flpolicyinstitute

address

1001 N. Orange Ave

Orlando, FL 32801

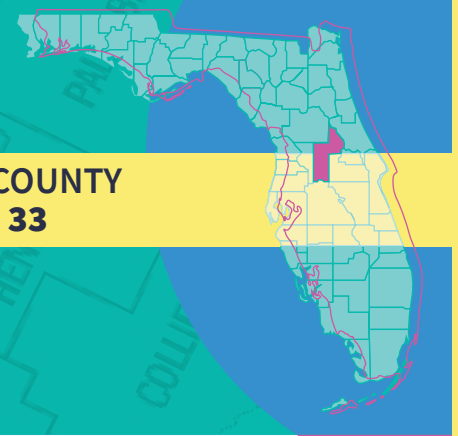
website

www.floridapolicy.org

2021 FLORIDA CHILD WELL-BEING INDEX

Keeping a focus on making life **better for our children**

**LAKE COUNTY
RANK: 33**



ECONOMIC WELL-BEING

DOMAIN RANK:

38

	Baseline Year	%	Current Year	%	Number	Change
Children in poverty	2014	23.2	2019	18.4	12,505	BETTER
Unemployment rate	2015	5.5	2020	8.9	13,645	WORSE
High housing cost burden (>30% income spent)	2010-2014	34.4	2015-2019	29.7	39,872	BETTER
Teens not in school and not working	2010-2014	12.1	2015-2019	8.9	1,251	BETTER



EDUCATION

DOMAIN RANK:

40

	Baseline Year	%	Current Year	%	Number	Change
3 and 4 year old children not enrolled in school	2010-2014	55.8	2015-2019	60.0	4,152	WORSE
4th grade students not proficient in English Language Arts	2014-15	74	2018-19	70	2,330	BETTER
8th grade students not proficient in math	2014-2015	92	2018-2019	89	1,483	BETTER
High school students not graduating on time	2014-2015	24.2	2019-2020	8.8	276	BETTER



HEALTH

DOMAIN RANK:

15

	Baseline Year	%	Current Year	%	Number	Change
Low-birthweight babies	2014	9.0	2019	8.2	281	SAME
Uninsured children	2014	10.8	2019	7.2	5,137	BETTER
Overweight and obese 1st, 3rd, and 6th grade students	2014-2015	34.0	2019-2020	34.8	3,458	SAME
High school teens who used alcohol/drugs (past 30 days)	2016	30.0	2020	29.0	160	BETTER



FAMILY AND COMMUNITY

DOMAIN RANK:

33

	Baseline Year	%	Current Year	%	Number	Change
Children in single parent families	2010-2014	30.7	2015-2019	33.3	19,559	WORSE
Children living in high poverty areas	2010-2014	5.5	2015-2019	3.9	2,616	BETTER
Children with verified maltreatment (per 1,000)	2014-2015	5.6	2019-2020	2.8	203	BETTER
Youth contacts with the juvenile justice system (per 1,000)	2014-2015	24.5	2019-2020	16.4	531	BETTER

FLORIDA

POLICY

INSTITUTE

phone

407.440.1421

email

info@floridapolicy.org

twitter

@floridapolicy

instagram

@floridapolicy

facebook

address

/flpolicyinstitute

1001 N. Orange Ave

Orlando, FL 32801

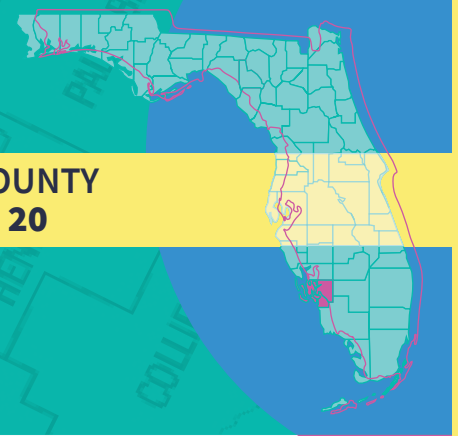
website

www.floridapolicy.org

2021 FLORIDA CHILD WELL-BEING INDEX

Keeping a focus on making life **better for our children**

**LEE COUNTY
RANK: 20**



ECONOMIC WELL-BEING

DOMAIN RANK:

34

	Baseline Year	%	Current Year	%	Number	Change
Children in poverty	2014	26.1	2019	18.6	24,346	BETTER
Unemployment rate	2015	5.2	2020	7.3	25,256	WORSE
High housing cost burden (>30% income spent)	2010-2014	37.2	2015-2019	31.3	86,488	BETTER
Teens not in school and not working	2010-2014	7.1	2015-2019	7.9	2,337	SAME



EDUCATION

DOMAIN RANK:

17

	Baseline Year	%	Current Year	%	Number	Change
3 and 4 year old children not enrolled in school	2010-2014	56.6	2015-2019	51.4	7,414	BETTER
4th grade students not proficient in English Language Arts	2014-15	75	2018-19	73	5,031	BETTER
8th grade students not proficient in math	2014-2015	86	2018-2019	66	3,864	BETTER
High school students not graduating on time	2014-2015	25.3	2019-2020	11.5	799	BETTER



HEALTH

DOMAIN RANK:

18

	Baseline Year	%	Current Year	%	Number	Change
Low-birthweight babies	2014	8.0	2019	8.3	574	SAME
Uninsured children	2014	13.0	2019	9.5	13,066	BETTER
Overweight and obese 1st, 3rd, and 6th grade students	2014-2015	33.6	2019-2020	34.2	7,268	SAME
High school teens who used alcohol/drugs (past 30 days)	2016	30.5	2020	27.8	173	BETTER



FAMILY AND COMMUNITY

DOMAIN RANK:

45

	Baseline Year	%	Current Year	%	Number	Change
Children in single parent families	2010-2014	38.7	2015-2019	35.7	41,757	BETTER
Children living in high poverty areas	2010-2014	16.5	2015-2019	7.5	9,852	BETTER
Children with verified maltreatment (per 1,000)	2014-2015	6.5	2019-2020	6.3	878	SAME
Youth contacts with the juvenile justice system (per 1,000)	2014-2015	21.8	2019-2020	11.7	733	BETTER

FLORIDA

POLICY

INSTITUTE

phone

407.440.1421

email

info@floridapolicy.org

twitter

@floridapolicy

instagram

@floridapolicy

facebook

address

/flpolicyinstitute

1001 N. Orange Ave

Orlando, FL 32801

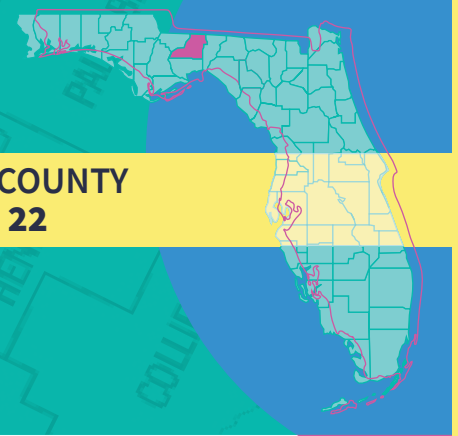
website

www.floridapolicy.org

2021 FLORIDA CHILD WELL-BEING INDEX

Keeping a focus on making life **better for our children**

**LEON COUNTY
RANK: 22**



ECONOMIC WELL-BEING

DOMAIN RANK:

47

	Baseline Year	%	Current Year	%	Number	Change
Children in poverty	2014	22.8	2019	22.0	11,816	SAME
Unemployment rate	2015	5.0	2020	5.8	8,743	SAME
High housing cost burden (>30% income spent)	2010-2014	40.4	2015-2019	36.4	41,357	BETTER
Teens not in school and not working	2010-2014	4.5	2015-2019	5.6	1,305	WORSE



EDUCATION

DOMAIN RANK:

10

	Baseline Year	%	Current Year	%	Number	Change
3 and 4 year old children not enrolled in school	2010-2014	42.4	2015-2019	34.7	2,065	BETTER
4th grade students not proficient in English Language Arts	2014-15	68	2018-19	69	1,792	WORSE
8th grade students not proficient in math	2014-2015	82	2018-2019	83	1,211	WORSE
High school students not graduating on time	2014-2015	12.8	2019-2020	5.6	128	BETTER



HEALTH

DOMAIN RANK:

20

	Baseline Year	%	Current Year	%	Number	Change
Low-birthweight babies	2014	9.7	2019	11.2	331	WORSE
Uninsured children	2014	6.9	2019	6.2	3,536	SAME
Overweight and obese 1st, 3rd, and 6th grade students	2014-2015	35.6	2019-2020	33.5	2,311	BETTER
High school teens who used alcohol/drugs (past 30 days)	2016	34.9	2020	29.3	160	BETTER



FAMILY AND COMMUNITY

DOMAIN RANK:

58

	Baseline Year	%	Current Year	%	Number	Change
Children in single parent families	2010-2014	37.0	2015-2019	37.1	18,007	SAME
Children living in high poverty areas	2010-2014	22.3	2015-2019	14.2	7,680	BETTER
Children with verified maltreatment (per 1,000)	2014-2015	8.2	2019-2020	5.6	318	BETTER
Youth contacts with the juvenile justice system (per 1,000)	2014-2015	24.9	2019-2020	13.9	355	BETTER

FLORIDA

POLICY

INSTITUTE

phone

407.440.1421

email

info@floridapolicy.org

twitter

@floridapolicy

instagram

@floridapolicy

facebook

address

/flpolicyinstitute

1001 N. Orange Ave

Orlando, FL 32801

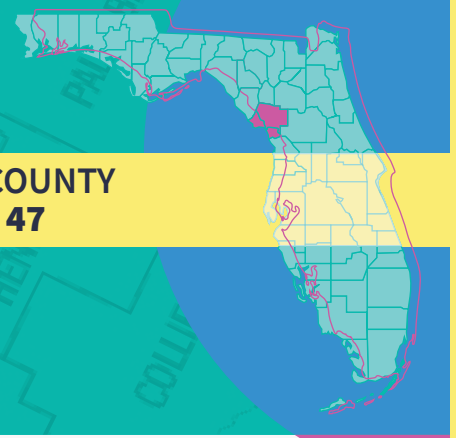
website

www.floridapolicy.org

2021 FLORIDA CHILD WELL-BEING INDEX

Keeping a focus on making life **better for our children**

**LEVY COUNTY
RANK: 47**



ECONOMIC WELL-BEING

DOMAIN RANK:

49

	Baseline Year	%	Current Year	%	Number	Change
Children in poverty	2014	36.0	2019	28.9	2,285	BETTER
Unemployment rate	2015	5.8	2020	6.0	1,001	SAME
High housing cost burden (>30% income spent)	2010-2014	29.6	2015-2019	24.4	3,995	BETTER
Teens not in school and not working	2010-2014	6.6	2015-2019	13.1	206	WORSE



EDUCATION

DOMAIN RANK:

52

	Baseline Year	%	Current Year	%	Number	Change
3 and 4 year old children not enrolled in school	2010-2014	51.5	2015-2019	47.7	357	BETTER
4th grade students not proficient in English Language Arts	2014-15	87	2018-19	81	312	BETTER
8th grade students not proficient in math	2014-2015	90	2018-2019	96	218	WORSE
High school students not graduating on time	2014-2015	18.4	2019-2020	10.4	34	BETTER



HEALTH

DOMAIN RANK:

48

	Baseline Year	%	Current Year	%	Number	Change
Low-birthweight babies	2014	10.0	2019	8.7	38	BETTER
Uninsured children	2014	12.2	2019	9.4	768	BETTER
Overweight and obese 1st, 3rd, and 6th grade students	2014-2015	39.4	2019-2020	40.1	501	SAME
High school teens who used alcohol/drugs (past 30 days)	2016	34.6	2020	30.6	85	BETTER



FAMILY AND COMMUNITY

DOMAIN RANK:

20

	Baseline Year	%	Current Year	%	Number	Change
Children in single parent families	2010-2014	35.1	2015-2019	32.1	2,202	BETTER
Children living in high poverty areas	2010-2014	33.1	2015-2019	0.0	0	BETTER
Children with verified maltreatment (per 1,000)	2014-2015	10.1	2019-2020	8.4	68	BETTER
Youth contacts with the juvenile justice system (per 1,000)	2014-2015	26.9	2019-2020	23.5	86	BETTER

FLORIDA

POLICY

INSTITUTE

phone

407.440.1421

email

info@floridapolicy.org

twitter

@floridapolicy

instagram

@floridapolicy

facebook

address

/flpolicyinstitute

1001 N. Orange Ave

Orlando, FL 32801

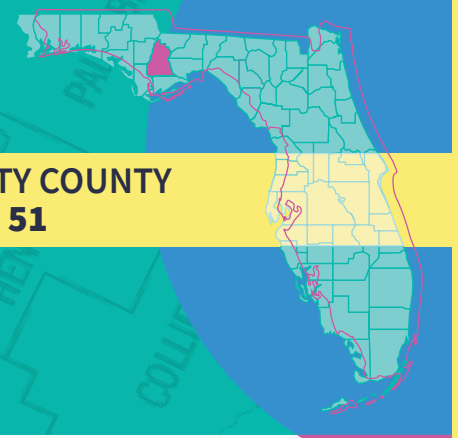
website

www.floridapolicy.org

2021 FLORIDA CHILD WELL-BEING INDEX

Keeping a focus on making life **better for our children**

**LIBERTY COUNTY
RANK: 51**



ECONOMIC WELL-BEING

DOMAIN RANK:

23

	Baseline Year	%	Current Year	%	Number	Change
Children in poverty	2014	28.9	2019	26.8	370	BETTER
Unemployment rate	2015	5.9	2020	4.8	125	BETTER
High housing cost burden (>30% income spent)	2010-2014	18.1	2015-2019	19.4	478	WORSE
Teens not in school and not working	2010-2014	2.8	2015-2019	10.6	54	WORSE



EDUCATION

DOMAIN RANK:

59

	Baseline Year	%	Current Year	%	Number	Change
3 and 4 year old children not enrolled in school	2010-2014	69.7	2015-2019	46.7	57	BETTER
4th grade students not proficient in English Language Arts	2014-15	*	2018-19	83	76	—
8th grade students not proficient in math	2014-2015	*	2018-2019	101	28	—
High school students not graduating on time	2014-2015	*	2019-2020	*	11	—



HEALTH

DOMAIN RANK:

39

	Baseline Year	%	Current Year	%	Number	Change
Low-birthweight babies	2014	*	2019	*	*	—
Uninsured children	2014	9.3	2019	8.0	115	BETTER
Overweight and obese 1st, 3rd, and 6th grade students	2014-2015	38.7	2019-2020	45.4	109	WORSE
High school teens who used alcohol/drugs (past 30 days)	2016	34.1	2020	23.8	26	BETTER



FAMILY AND COMMUNITY

DOMAIN RANK:

47

	Baseline Year	%	Current Year	%	Number	Change
Children in single parent families	2010-2014	40.0	2015-2019	45.1	477	WORSE
Children living in high poverty areas	2010-2014	0.0	2015-2019	0.0	0	SAME
Children with verified maltreatment (per 1,000)	2014-2015	7.3	2019-2020	7.4	13	SAME
Youth contacts with the juvenile justice system (per 1,000)	2014-2015	27.7	2019-2020	*	*	—

**Data are suppressed due to confidentiality.*

FLORIDA

POLICY

INSTITUTE

phone

407.440.1421

email

info@floridapolicy.org

twitter

@floridapolicy

instagram

@floridapolicy

facebook

/flpolicyinstitute

address

1001 N. Orange Ave

Orlando, FL 32801

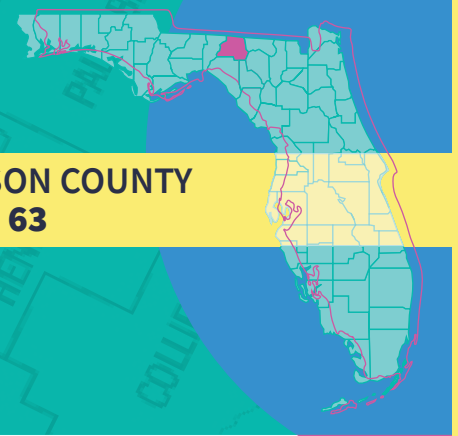
website

www.floridapolicy.org

2021 FLORIDA CHILD WELL-BEING INDEX

Keeping a focus on making life **better for our children**

**MADISON COUNTY
RANK: 63**



ECONOMIC WELL-BEING

DOMAIN RANK:

66

	Baseline Year	%	Current Year	%	Number	Change
Children in poverty	2014	35.5	2019	32.6	1,050	BETTER
Unemployment rate	2015	6.1	2020	6.0	459	SAME
High housing cost burden (>30% income spent)	2010-2014	32.3	2015-2019	24.7	1,675	BETTER
Teens not in school and not working	2010-2014	5.1	2015-2019	29.4	277	WORSE



EDUCATION

DOMAIN RANK:

43

	Baseline Year	%	Current Year	%	Number	Change
3 and 4 year old children not enrolled in school	2010-2014	70.1	2015-2019	52.6	234	BETTER
4th grade students not proficient in English Language Arts	2014-15	81	2018-19	75	157	BETTER
8th grade students not proficient in math	2014-2015	99	2018-2019	89	100	BETTER
High school students not graduating on time	2014-2015	41.9	2019-2020	12.8	22	BETTER



HEALTH

DOMAIN RANK:

3

	Baseline Year	%	Current Year	%	Number	Change
Low-birthweight babies	2014	13.6	2019	12.3	27	BETTER
Uninsured children	2014	10.3	2019	8.2	267	BETTER
Overweight and obese 1st, 3rd, and 6th grade students	2014-2015	37.9	2019-2020	38.4	296	SAME
High school teens who used alcohol/drugs (past 30 days)	2016	18.9	2020	14.0	23	BETTER



FAMILY AND COMMUNITY

DOMAIN RANK:

66

	Baseline Year	%	Current Year	%	Number	Change
Children in single parent families	2010-2014	39.5	2015-2019	43.4	1,171	WORSE
Children living in high poverty areas	2010-2014	29.5	2015-2019	51.9	1,798	WORSE
Children with verified maltreatment (per 1,000)	2014-2015	10.7	2019-2020	4.0	17	BETTER
Youth contacts with the juvenile justice system (per 1,000)	2014-2015	45.3	2019-2020	14.4	27	BETTER

FLORIDA

POLICY

INSTITUTE

phone

407.440.1421

email

info@floridapolicy.org

twitter

@floridapolicy

instagram

@floridapolicy

facebook

address

/flpolicyinstitute

1001 N. Orange Ave

Orlando, FL 32801

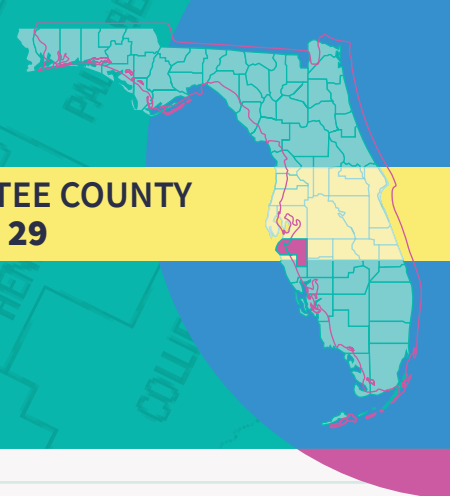
website

www.floridapolicy.org

2021 FLORIDA CHILD WELL-BEING INDEX

Keeping a focus on making life **better for our children**

**MANATEE COUNTY
RANK: 29**



ECONOMIC WELL-BEING

DOMAIN RANK:

31

	Baseline Year	%	Current Year	%	Number	Change
Children in poverty	2014	22.5	2019	19.4	13,672	BETTER
Unemployment rate	2015	5.1	2020	6.8	11,925	WORSE
High housing cost burden (>30% income spent)	2010-2014	36.7	2015-2019	30.7	44,644	BETTER
Teens not in school and not working	2010-2014	9.7	2015-2019	7.4	1,139	BETTER



EDUCATION

DOMAIN RANK:

33

	Baseline Year	%	Current Year	%	Number	Change
3 and 4 year old children not enrolled in school	2010-2014	59.8	2015-2019	52.4	3,779	BETTER
4th grade students not proficient in English Language Arts	2014-15	73	2018-19	70	2,556	BETTER
8th grade students not proficient in math	2014-2015	78	2018-2019	86	1,722	WORSE
High school students not graduating on time	2014-2015	22.1	2019-2020	14.2	507	BETTER



HEALTH

DOMAIN RANK:

12

	Baseline Year	%	Current Year	%	Number	Change
Low-birthweight babies	2014	7.0	2019	7.8	273	SAME
Uninsured children	2014	9.9	2019	7.5	5,622	BETTER
Overweight and obese 1st, 3rd, and 6th grade students	2014-2015	37.3	2019-2020	32.8	3,674	BETTER
High school teens who used alcohol/drugs (past 30 days)	2016	30.5	2020	29.1	99	BETTER



FAMILY AND COMMUNITY

DOMAIN RANK:

40

	Baseline Year	%	Current Year	%	Number	Change
Children in single parent families	2010-2014	34.2	2015-2019	34.7	21,395	SAME
Children living in high poverty areas	2010-2014	17.9	2015-2019	6.1	4,350	BETTER
Children with verified maltreatment (per 1,000)	2014-2015	15.6	2019-2020	10.2	773	BETTER
Youth contacts with the juvenile justice system (per 1,000)	2014-2015	31.9	2019-2020	16.8	577	BETTER

FLORIDA

POLICY

INSTITUTE

phone

407.440.1421

email

info@floridapolicy.org

twitter

@floridapolicy

instagram

@floridapolicy

facebook

address

/flpolicyinstitute

1001 N. Orange Ave

Orlando, FL 32801

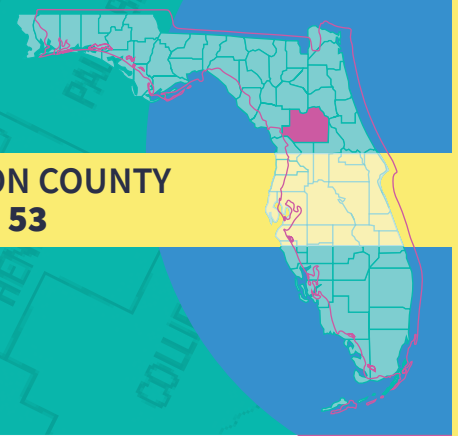
website

www.floridapolicy.org

2021 FLORIDA CHILD WELL-BEING INDEX

Keeping a focus on making life **better for our children**

**MARION COUNTY
RANK: 53**



ECONOMIC WELL-BEING

DOMAIN RANK:

44

	Baseline Year	%	Current Year	%	Number	Change
Children in poverty	2014	29.7	2019	25.4	16,743	BETTER
Unemployment rate	2015	6.5	2020	7.0	9,760	SAME
High housing cost burden (>30% income spent)	2010-2014	33.4	2015-2019	26.3	36,615	BETTER
Teens not in school and not working	2010-2014	9.2	2015-2019	10.0	1,436	SAME



EDUCATION

DOMAIN RANK:

54

	Baseline Year	%	Current Year	%	Number	Change
3 and 4 year old children not enrolled in school	2010-2014	55.4	2015-2019	62.3	4,624	WORSE
4th grade students not proficient in English Language Arts	2014-15	78	2018-19	76	2,437	BETTER
8th grade students not proficient in math	2014-2015	84	2018-2019	86	1,901	WORSE
High school students not graduating on time	2014-2015	19.3	2019-2020	12.9	413	BETTER



HEALTH

DOMAIN RANK:

30

	Baseline Year	%	Current Year	%	Number	Change
Low-birthweight babies	2014	9.1	2019	9.1	322	SAME
Uninsured children	2014	11.6	2019	7.2	4,929	BETTER
Overweight and obese 1st, 3rd, and 6th grade students	2014-2015	38.2	2019-2020	37.4	3,780	SAME
High school teens who used alcohol/drugs (past 30 days)	2016	31.3	2020	28.6	113	BETTER



FAMILY AND COMMUNITY

DOMAIN RANK:

55

	Baseline Year	%	Current Year	%	Number	Change
Children in single parent families	2010-2014	39.5	2015-2019	37.8	20,606	BETTER
Children living in high poverty areas	2010-2014	19.5	2015-2019	11.8	7,812	BETTER
Children with verified maltreatment (per 1,000)	2014-2015	8.3	2019-2020	8.6	570	SAME
Youth contacts with the juvenile justice system (per 1,000)	2014-2015	25.9	2019-2020	22.2	656	BETTER

FLORIDA

POLICY

INSTITUTE

phone

407.440.1421

email

info@floridapolicy.org

twitter

@floridapolicy

instagram

@floridapolicy

facebook

address

/flpolicyinstitute

1001 N. Orange Ave

Orlando, FL 32801

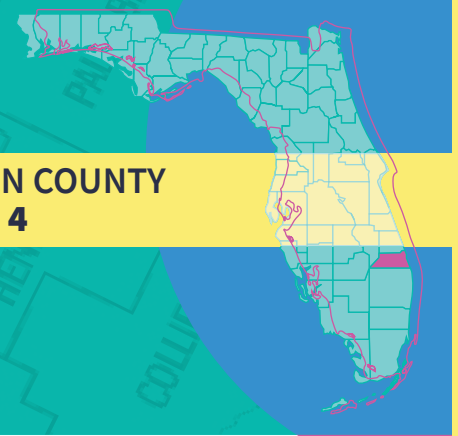
website

www.floridapolicy.org

2021 FLORIDA CHILD WELL-BEING INDEX

Keeping a focus on making life **better for our children**

**MARTIN COUNTY
RANK: 4**



ECONOMIC WELL-BEING

DOMAIN RANK:

11

	Baseline Year	%	Current Year	%	Number	Change
Children in poverty	2014	20.7	2019	13.6	3,496	BETTER
Unemployment rate	2015	5.4	2020	6.1	4,384	SAME
High housing cost burden (>30% income spent)	2010-2014	36.1	2015-2019	30.7	19,796	BETTER
Teens not in school and not working	2010-2014	7.2	2015-2019	4.2	252	BETTER



EDUCATION

DOMAIN RANK:

8

	Baseline Year	%	Current Year	%	Number	Change
3 and 4 year old children not enrolled in school	2010-2014	41.3	2015-2019	48.5	1,383	WORSE
4th grade students not proficient in English Language Arts	2014-15	71	2018-19	72	929	WORSE
8th grade students not proficient in math	2014-2015	59	2018-2019	59	632	SAME
High school students not graduating on time	2014-2015	11.1	2019-2020	9.8	159	BETTER



HEALTH

DOMAIN RANK:

24

	Baseline Year	%	Current Year	%	Number	Change
Low-birthweight babies	2014	6.6	2019	6.4	77	SAME
Uninsured children	2014	12.3	2019	8.6	2,347	BETTER
Overweight and obese 1st, 3rd, and 6th grade students	2014-2015	32.5	2019-2020	36.6	1,409	WORSE
High school teens who used alcohol/drugs (past 30 days)	2016	38.9	2020	29.2	140	BETTER



FAMILY AND COMMUNITY

DOMAIN RANK:

9

	Baseline Year	%	Current Year	%	Number	Change
Children in single parent families	2010-2014	26.5	2015-2019	26.4	6,197	SAME
Children living in high poverty areas	2010-2014	7.6	2015-2019	0.0	0	BETTER
Children with verified maltreatment (per 1,000)	2014-2015	10.2	2019-2020	5.3	134	BETTER
Youth contacts with the juvenile justice system (per 1,000)	2014-2015	20.3	2019-2020	11.3	137	BETTER

FLORIDA

POLICY

INSTITUTE

phone

407.440.1421

email

info@floridapolicy.org

twitter

@floridapolicy

instagram

@floridapolicy

facebook

address

/flpolicyinstitute

1001 N. Orange Ave

Orlando, FL 32801

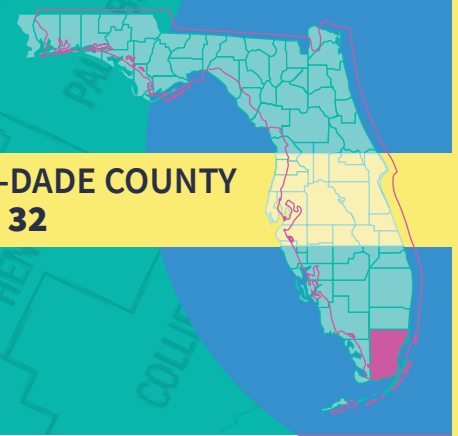
website

www.floridapolicy.org

2021 FLORIDA CHILD WELL-BEING INDEX

Keeping a focus on making life **better for our children**

MIAMI-DADE COUNTY
RANK: 32



ECONOMIC WELL-BEING

DOMAIN RANK:

65

	Baseline Year	%	Current Year	%	Number	Change
Children in poverty	2014	27.7	2019	20.8	112,115	BETTER
Unemployment rate	2015	6.1	2020	8.0	103,681	WORSE
High housing cost burden (>30% income spent)	2010-2014	51.3	2015-2019	47.6	420,346	BETTER
Teens not in school and not working	2010-2014	10.2	2015-2019	7.8	9,820	BETTER



EDUCATION

DOMAIN RANK:

14

	Baseline Year	%	Current Year	%	Number	Change
3 and 4 year old children not enrolled in school	2010-2014	42.7	2015-2019	37.4	24,208	BETTER
4th grade students not proficient in English Language Arts	2014-15	73	2018-19	64	16,640	BETTER
8th grade students not proficient in math	2014-2015	87	2018-2019	85	12,051	BETTER
High school students not graduating on time	2014-2015	21.9	2019-2020	10.4	2,745	BETTER



HEALTH

DOMAIN RANK:

14

	Baseline Year	%	Current Year	%	Number	Change
Low-birthweight babies	2014	8.8	2019	8.2	2,496	SAME
Uninsured children	2014	9.8	2019	7.5	42,262	BETTER
Overweight and obese 1st, 3rd, and 6th grade students	2014-2015	39.2	2019-2020	29.7	19,763	BETTER
High school teens who used alcohol/drugs (past 30 days)	2016	31.1	2020	32.8	120	WORSE



FAMILY AND COMMUNITY

DOMAIN RANK:

56

	Baseline Year	%	Current Year	%	Number	Change
Children in single parent families	2010-2014	36.8	2015-2019	38.1	177,210	WORSE
Children living in high poverty areas	2010-2014	22.9	2015-2019	14.1	77,846	BETTER
Children with verified maltreatment (per 1,000)	2014-2015	6.4	2019-2020	1.6	904	BETTER
Youth contacts with the juvenile justice system (per 1,000)	2014-2015	11.2	2019-2020	4.8	1,261	BETTER

FLORIDA

POLICY

INSTITUTE

phone

407.440.1421

email

info@floridapolicy.org

twitter

@floridapolicy

instagram

@floridapolicy

facebook

address

/flpolicyinstitute

1001 N. Orange Ave

Orlando, FL 32801

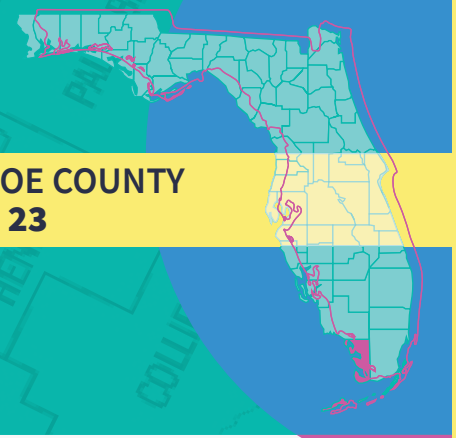
website

www.floridapolicy.org

2021 FLORIDA CHILD WELL-BEING INDEX

Keeping a focus on making life **better for our children**

**MONROE COUNTY
RANK: 23**



ECONOMIC WELL-BEING

DOMAIN RANK:

48

	Baseline Year	%	Current Year	%	Number	Change
Children in poverty	2014	20.5	2019	14.8	1,640	BETTER
Unemployment rate	2015	3.5	2020	7.9	3,532	WORSE
High housing cost burden (>30% income spent)	2010-2014	48.9	2015-2019	42.2	13,540	BETTER
Teens not in school and not working	2010-2014	6.3	2015-2019	6.6	178	SAME



EDUCATION

DOMAIN RANK:

16

	Baseline Year	%	Current Year	%	Number	Change
3 and 4 year old children not enrolled in school	2010-2014	54.6	2015-2019	50.3	799	BETTER
4th grade students not proficient in English Language Arts	2014-15	70	2018-19	73	446	WORSE
8th grade students not proficient in math	2014-2015	77	2018-2019	69	303	BETTER
High school students not graduating on time	2014-2015	23.1	2019-2020	8.0	48	BETTER



HEALTH

DOMAIN RANK:

58

	Baseline Year	%	Current Year	%	Number	Change
Low-birthweight babies	2014	5.7	2019	6.9	45	WORSE
Uninsured children	2014	14.0	2019	13.8	1,602	SAME
Overweight and obese 1st, 3rd, and 6th grade students	2014-2015	24.7	2019-2020	32.0	638	WORSE
High school teens who used alcohol/drugs (past 30 days)	2016	43.4	2020	40.2	134	BETTER



FAMILY AND COMMUNITY

DOMAIN RANK:

28

	Baseline Year	%	Current Year	%	Number	Change
Children in single parent families	2010-2014	31.7	2015-2019	35.2	3,662	WORSE
Children living in high poverty areas	2010-2014	4.9	2015-2019	0.0	0	BETTER
Children with verified maltreatment (per 1,000)	2014-2015	20.1	2019-2020	5.6	63	BETTER
Youth contacts with the juvenile justice system (per 1,000)	2014-2015	25.5	2019-2020	13.7	68	BETTER

FLORIDA

POLICY

INSTITUTE

phone

407.440.1421

email

info@floridapolicy.org

twitter

@floridapolicy

instagram

@floridapolicy

facebook

address

/flpolicyinstitute

1001 N. Orange Ave

Orlando, FL 32801

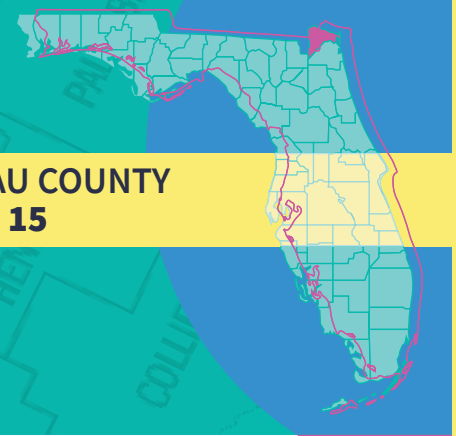
website

www.floridapolicy.org

2021 FLORIDA CHILD WELL-BEING INDEX

Keeping a focus on making life **better for our children**

**NASSAU COUNTY
RANK: 15**



ECONOMIC WELL-BEING

DOMAIN RANK:

4

	Baseline Year	%	Current Year	%	Number	Change
Children in poverty	2014	18.1	2019	12.6	2,165	BETTER
Unemployment rate	2015	5.1	2020	5.7	2,347	SAME
High housing cost burden (>30% income spent)	2010-2014	32.5	2015-2019	25.2	8,200	BETTER
Teens not in school and not working	2010-2014	9.3	2015-2019	6.5	240	BETTER



EDUCATION

DOMAIN RANK:

19

	Baseline Year	%	Current Year	%	Number	Change
3 and 4 year old children not enrolled in school	2010-2014	64.5	2015-2019	58.3	957	BETTER
4th grade students not proficient in English Language Arts	2014-15	63	2018-19	64	581	WORSE
8th grade students not proficient in math	2014-2015	74	2018-2019	74	415	SAME
High school students not graduating on time	2014-2015	9.1	2019-2020	8.4	77	SAME



HEALTH

DOMAIN RANK:

63

	Baseline Year	%	Current Year	%	Number	Change
Low-birthweight babies	2014	6.8	2019	7.1	60	SAME
Uninsured children	2014	8.3	2019	6.9	1,271	BETTER
Overweight and obese 1st, 3rd, and 6th grade students	2014-2015	5.9	2019-2020	44.3	1,438	WORSE
High school teens who used alcohol/drugs (past 30 days)	2016	31.0	2020	39.8	156	WORSE



FAMILY AND COMMUNITY

DOMAIN RANK:

4

	Baseline Year	%	Current Year	%	Number	Change
Children in single parent families	2010-2014	28.4	2015-2019	24.5	3,574	BETTER
Children living in high poverty areas	2010-2014	0.0	2015-2019	0.0	0	SAME
Children with verified maltreatment (per 1,000)	2014-2015	10.5	2019-2020	6.8	117	BETTER
Youth contacts with the juvenile justice system (per 1,000)	2014-2015	18.7	2019-2020	11.2	85	BETTER

FLORIDA

POLICY

INSTITUTE

phone

407.440.1421

email

info@floridapolicy.org

twitter

@floridapolicy

instagram

@floridapolicy

facebook

address

/flpolicyinstitute

1001 N. Orange Ave

Orlando, FL 32801

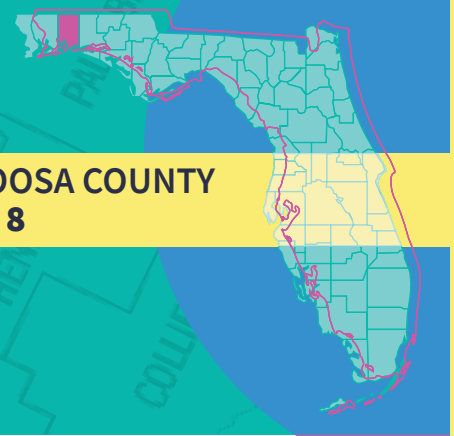
website

www.floridapolicy.org

2021 FLORIDA CHILD WELL-BEING INDEX

Keeping a focus on making life **better for our children**

**OKALOOSA COUNTY
RANK: 8**



ECONOMIC WELL-BEING

DOMAIN RANK:

15

	Baseline Year	%	Current Year	%	Number	Change
Children in poverty	2014	20.2	2019	16.4	7,502	BETTER
Unemployment rate	2015	4.5	2020	5.5	5,281	WORSE
High housing cost burden (>30% income spent)	2010-2014	34.3	2015-2019	29.7	23,182	BETTER
Teens not in school and not working	2010-2014	6.9	2015-2019	5.4	465	BETTER



EDUCATION

DOMAIN RANK:

15

	Baseline Year	%	Current Year	%	Number	Change
3 and 4 year old children not enrolled in school	2010-2014	45.2	2015-2019	57.7	3,032	WORSE
4th grade students not proficient in English Language Arts	2014-15	69	2018-19	66	1,609	BETTER
8th grade students not proficient in math	2014-2015	54	2018-2019	66	940	WORSE
High school students not graduating on time	2014-2015	17.6	2019-2020	10.0	228	BETTER



HEALTH

DOMAIN RANK:

10

	Baseline Year	%	Current Year	%	Number	Change
Low-birthweight babies	2014	7.9	2019	8.5	230	SAME
Uninsured children	2014	9.1	2019	7.4	3,577	BETTER
Overweight and obese 1st, 3rd, and 6th grade students	2014-2015	27.7	2019-2020	28.7	2,078	SAME
High school teens who used alcohol/drugs (past 30 days)	2016	32.5	2020	31.9	245	SAME



FAMILY AND COMMUNITY

DOMAIN RANK:

15

	Baseline Year	%	Current Year	%	Number	Change
Children in single parent families	2010-2014	33.0	2015-2019	27.0	10,852	BETTER
Children living in high poverty areas	2010-2014	0.0	2015-2019	1.6	718	WORSE
Children with verified maltreatment (per 1,000)	2014-2015	15.1	2019-2020	9.2	416	BETTER
Youth contacts with the juvenile justice system (per 1,000)	2014-2015	31.3	2019-2020	22.6	455	BETTER

FLORIDA

POLICY

INSTITUTE

phone

407.440.1421

email

info@floridapolicy.org

twitter

@floridapolicy

instagram

@floridapolicy

facebook

address

/flpolicyinstitute

1001 N. Orange Ave

Orlando, FL 32801

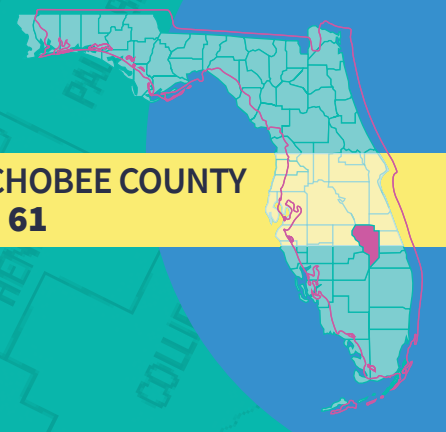
website

www.floridapolicy.org

2021 FLORIDA CHILD WELL-BEING INDEX

Keeping a focus on making life **better for our children**

**OKEECHOBEE COUNTY
RANK: 61**



ECONOMIC WELL-BEING

DOMAIN RANK:

58

	Baseline Year	%	Current Year	%	Number	Change
Children in poverty	2014	35.3	2019	27.7	2,356	BETTER
Unemployment rate	2015	6.3	2020	5.4	921	SAME
High housing cost burden (>30% income spent)	2010-2014	30.3	2015-2019	25.5	3,551	BETTER
Teens not in school and not working	2010-2014	13.8	2015-2019	19.0	405	WORSE



EDUCATION

DOMAIN RANK:

63

	Baseline Year	%	Current Year	%	Number	Change
3 and 4 year old children not enrolled in school	2010-2014	67.7	2015-2019	73.0	788	WORSE
4th grade students not proficient in English Language Arts	2014-15	84	2018-19	81	401	BETTER
8th grade students not proficient in math	2014-2015	91	2018-2019	83	269	BETTER
High school students not graduating on time	2014-2015	34.1	2019-2020	15.8	76	BETTER



HEALTH

DOMAIN RANK:

55

	Baseline Year	%	Current Year	%	Number	Change
Low-birthweight babies	2014	6.5	2019	7.1	35	SAME
Uninsured children	2014	13.2	2019	10.0	872	BETTER
Overweight and obese 1st, 3rd, and 6th grade students	2014-2015	43.8	2019-2020	44.1	572	SAME
High school teens who used alcohol/drugs (past 30 days)	2016	30.5	2020	31.2	158	SAME



FAMILY AND COMMUNITY

DOMAIN RANK:

43

	Baseline Year	%	Current Year	%	Number	Change
Children in single parent families	2010-2014	45.3	2015-2019	31.0	2,111	BETTER
Children living in high poverty areas	2010-2014	54.1	2015-2019	10.0	888	BETTER
Children with verified maltreatment (per 1,000)	2014-2015	17.5	2019-2020	10.9	104	BETTER
Youth contacts with the juvenile justice system (per 1,000)	2014-2015	20.0	2019-2020	18.2	83	BETTER

FLORIDA

POLICY

INSTITUTE

phone

407.440.1421

email

info@floridapolicy.org

twitter

@floridapolicy

instagram

@floridapolicy

facebook

address

/flpolicyinstitute

1001 N. Orange Ave

Orlando, FL 32801

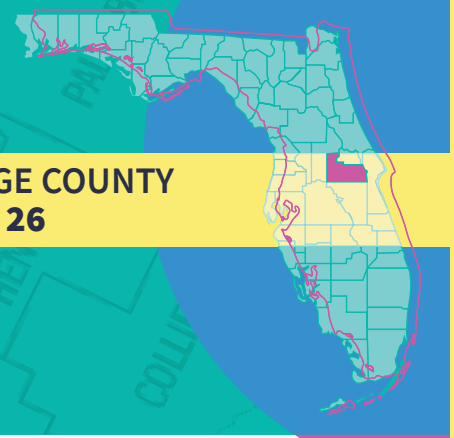
website

www.floridapolicy.org

2021 FLORIDA CHILD WELL-BEING INDEX

Keeping a focus on making life **better for our children**

**ORANGE COUNTY
RANK: 26**



ECONOMIC WELL-BEING

DOMAIN RANK:

50

	Baseline Year	%	Current Year	%	Number	Change
Children in poverty	2014	25.4	2019	17.9	53,970	BETTER
Unemployment rate	2015	5.0	2020	10.6	78,496	WORSE
High housing cost burden (>30% income spent)	2010-2014	45.1	2015-2019	38.0	175,255	BETTER
Teens not in school and not working	2010-2014	6.6	2015-2019	6.1	4,350	SAME



EDUCATION

DOMAIN RANK:

22

	Baseline Year	%	Current Year	%	Number	Change
3 and 4 year old children not enrolled in school	2010-2014	52.5	2015-2019	45.7	15,879	BETTER
4th grade students not proficient in English Language Arts	2014-15	73	2018-19	70	10,942	BETTER
8th grade students not proficient in math	2014-2015	87	2018-2019	87	7,734	SAME
High school students not graduating on time	2014-2015	22.4	2019-2020	9.6	1,447	BETTER



HEALTH

DOMAIN RANK:

11

	Baseline Year	%	Current Year	%	Number	Change
Low-birthweight babies	2014	8.6	2019	8.7	1,439	SAME
Uninsured children	2014	10.2	2019	6.8	21,402	BETTER
Overweight and obese 1st, 3rd, and 6th grade students	2014-2015	34.5	2019-2020	34.1	15,036	SAME
High school teens who used alcohol/drugs (past 30 days)	2016	30.6	2020	27.5	155	BETTER



FAMILY AND COMMUNITY

DOMAIN RANK:

44

	Baseline Year	%	Current Year	%	Number	Change
Children in single parent families	2010-2014	36.0	2015-2019	34.6	90,717	BETTER
Children living in high poverty areas	2010-2014	15.8	2015-2019	8.0	24,118	BETTER
Children with verified maltreatment (per 1,000)	2014-2015	7.9	2019-2020	3.9	1,266	BETTER
Youth contacts with the juvenile justice system (per 1,000)	2014-2015	29.2	2019-2020	11.6	1,702	BETTER

FLORIDA

POLICY

INSTITUTE

phone

407.440.1421

email

info@floridapolicy.org

twitter

@floridapolicy

instagram

@floridapolicy

facebook

address

/flpolicyinstitute

1001 N. Orange Ave

Orlando, FL 32801

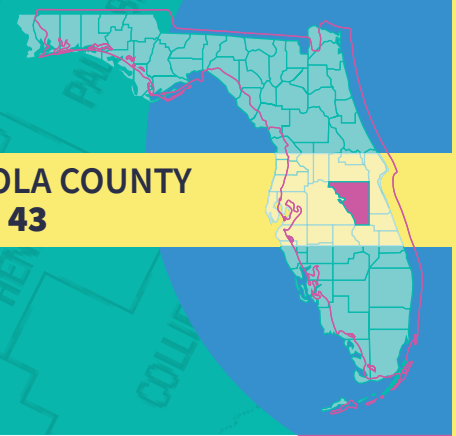
website

www.floridapolicy.org

2021 FLORIDA CHILD WELL-BEING INDEX

Keeping a focus on making life **better for our children**

**OSCEOLA COUNTY
RANK: 43**



ECONOMIC WELL-BEING

DOMAIN RANK:

64

	Baseline Year	%	Current Year	%	Number	Change
Children in poverty	2014	27.5	2019	19.1	16,988	BETTER
Unemployment rate	2015	5.8	2020	13.5	25,155	WORSE
High housing cost burden (>30% income spent)	2010-2014	46.6	2015-2019	39.8	41,071	BETTER
Teens not in school and not working	2010-2014	8.5	2015-2019	9.9	2,002	WORSE



EDUCATION

DOMAIN RANK:

37

	Baseline Year	%	Current Year	%	Number	Change
3 and 4 year old children not enrolled in school	2010-2014	57.0	2015-2019	62.3	6,254	WORSE
4th grade students not proficient in English Language Arts	2014-15	77	2018-19	76	3,836	BETTER
8th grade students not proficient in math	2014-2015	86	2018-2019	79	3,613	BETTER
High school students not graduating on time	2014-2015	19.4	2019-2020	9.3	479	BETTER



HEALTH

DOMAIN RANK:

13

	Baseline Year	%	Current Year	%	Number	Change
Low-birthweight babies	2014	9.0	2019	8.0	353	BETTER
Uninsured children	2014	10.4	2019	7.3	6,784	BETTER
Overweight and obese 1st, 3rd, and 6th grade students	2014-2015	35.7	2019-2020	40.3	6,208	WORSE
High school teens who used alcohol/drugs (past 30 days)	2016	25.5	2020	21.9	125	BETTER



FAMILY AND COMMUNITY

DOMAIN RANK:

34

	Baseline Year	%	Current Year	%	Number	Change
Children in single parent families	2010-2014	33.9	2015-2019	33.4	24,663	SAME
Children living in high poverty areas	2010-2014	7.1	2015-2019	5.3	4,551	BETTER
Children with verified maltreatment (per 1,000)	2014-2015	5.7	2019-2020	3.8	357	BETTER
Youth contacts with the juvenile justice system (per 1,000)	2014-2015	27.3	2019-2020	13.7	593	BETTER

FLORIDA

POLICY

INSTITUTE

phone

407.440.1421

email

info@floridapolicy.org

twitter

@floridapolicy

instagram

@floridapolicy

facebook

address

/flpolicyinstitute

1001 N. Orange Ave

Orlando, FL 32801

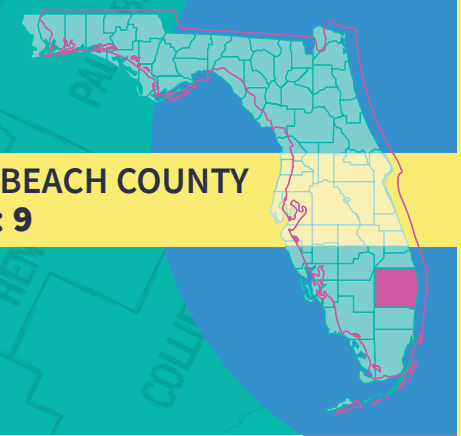
website

www.floridapolicy.org

2021 FLORIDA CHILD WELL-BEING INDEX

Keeping a focus on making life **better for our children**

**PALM BEACH COUNTY
RANK: 9**



ECONOMIC WELL-BEING

DOMAIN RANK:

41

	Baseline Year	%	Current Year	%	Number	Change
Children in poverty	2014	21.9	2019	16.0	44,705	BETTER
Unemployment rate	2015	5.1	2020	7.6	54,434	WORSE
High housing cost burden (>30% income spent)	2010-2014	42.6	2015-2019	37.9	209,915	BETTER
Teens not in school and not working	2010-2014	6.9	2015-2019	6.1	3,996	SAME



EDUCATION

DOMAIN RANK:

2

	Baseline Year	%	Current Year	%	Number	Change
3 and 4 year old children not enrolled in school	2010-2014	44.1	2015-2019	40.9	12,694	BETTER
4th grade students not proficient in English Language Arts	2014-15	73	2018-19	66	9,473	BETTER
8th grade students not proficient in math	2014-2015	76	2018-2019	59	8,285	BETTER
High school students not graduating on time	2014-2015	20.6	2019-2020	9.8	1,456	BETTER



HEALTH

DOMAIN RANK:

41

	Baseline Year	%	Current Year	%	Number	Change
Low-birthweight babies	2014	8.5	2019	9.0	1,319	SAME
Uninsured children	2014	11.3	2019	8.5	24,906	BETTER
Overweight and obese 1st, 3rd, and 6th grade students	2014-2015	37.9	2019-2020	38.7	16,003	SAME
High school teens who used alcohol/drugs (past 30 days)	2016	33.3	2020	29.6	171	BETTER



FAMILY AND COMMUNITY

DOMAIN RANK:

38

	Baseline Year	%	Current Year	%	Number	Change
Children in single parent families	2010-2014	35.2	2015-2019	32.0	79,270	BETTER
Children living in high poverty areas	2010-2014	15.4	2015-2019	9.2	25,864	BETTER
Children with verified maltreatment (per 1,000)	2014-2015	6.1	2019-2020	3.6	1,014	BETTER
Youth contacts with the juvenile justice system (per 1,000)	2014-2015	17.5	2019-2020	10.3	1,311	BETTER

FLORIDA

POLICY

INSTITUTE

phone

407.440.1421

email

info@floridapolicy.org

twitter

@floridapolicy

instagram

@floridapolicy

facebook

address

/flpolicyinstitute

1001 N. Orange Ave

Orlando, FL 32801

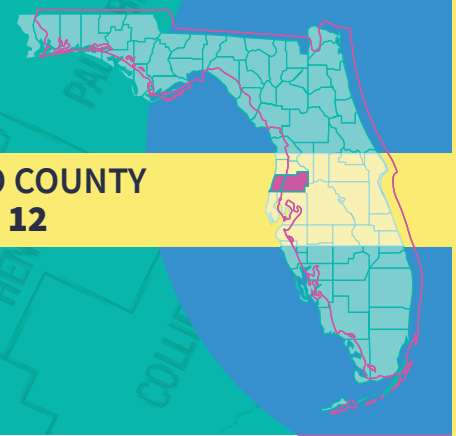
website

www.floridapolicy.org

2021 FLORIDA CHILD WELL-BEING INDEX

Keeping a focus on making life **better for our children**

**PASCO COUNTY
RANK: 12**



ECONOMIC WELL-BEING

DOMAIN RANK:

29

	Baseline Year	%	Current Year	%	Number	Change
Children in poverty	2014	20.2	2019	16.3	17,939	BETTER
Unemployment rate	2015	5.9	2020	7.2	17,142	WORSE
High housing cost burden (>30% income spent)	2010-2014	34.2	2015-2019	29.6	60,342	BETTER
Teens not in school and not working	2010-2014	11.3	2015-2019	9.8	2,308	BETTER



EDUCATION

DOMAIN RANK:

11

	Baseline Year	%	Current Year	%	Number	Change
3 and 4 year old children not enrolled in school	2010-2014	57.9	2015-2019	54.4	6,116	BETTER
4th grade students not proficient in English Language Arts	2014-15	73	2018-19	71	3,906	BETTER
8th grade students not proficient in math	2014-2015	74	2018-2019	57	3,295	BETTER
High school students not graduating on time	2014-2015	21.4	2019-2020	10.1	551	BETTER



HEALTH

DOMAIN RANK:

37

	Baseline Year	%	Current Year	%	Number	Change
Low-birthweight babies	2014	8.9	2019	7.9	402	SAME
Uninsured children	2014	9.0	2019	6.9	8,017	BETTER
Overweight and obese 1st, 3rd, and 6th grade students	2014-2015	32.9	2019-2020	34.8	6,137	WORSE
High school teens who used alcohol/drugs (past 30 days)	2016	37.1	2020	34.7	221	BETTER



FAMILY AND COMMUNITY

DOMAIN RANK:

21

	Baseline Year	%	Current Year	%	Number	Change
Children in single parent families	2010-2014	29.3	2015-2019	30.7	28,845	WORSE
Children living in high poverty areas	2010-2014	7.1	2015-2019	2.7	2,904	BETTER
Children with verified maltreatment (per 1,000)	2014-2015	11.6	2019-2020	8.8	948	BETTER
Youth contacts with the juvenile justice system (per 1,000)	2014-2015	20.4	2019-2020	12.7	636	BETTER

FLORIDA

POLICY

INSTITUTE

phone

407.440.1421

email

info@floridapolicy.org

twitter

@floridapolicy

instagram

@floridapolicy

facebook

address

/flpolicyinstitute

1001 N. Orange Ave

Orlando, FL 32801

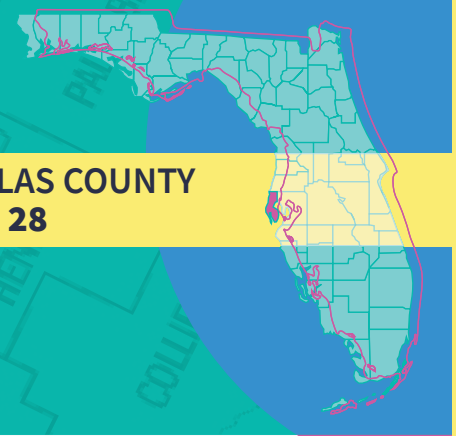
website

www.floridapolicy.org

2021 FLORIDA CHILD WELL-BEING INDEX

Keeping a focus on making life **better for our children**

**PINELLAS COUNTY
RANK: 28**



ECONOMIC WELL-BEING

DOMAIN RANK:

24

	Baseline Year	%	Current Year	%	Number	Change
Children in poverty	2014	22.2	2019	14.9	22,518	BETTER
Unemployment rate	2015	5.0	2020	7.0	34,064	WORSE
High housing cost burden (>30% income spent)	2010-2014	39.3	2015-2019	33.7	137,299	BETTER
Teens not in school and not working	2010-2014	9.2	2015-2019	6.2	2,205	BETTER



EDUCATION

DOMAIN RANK:

28

	Baseline Year	%	Current Year	%	Number	Change
3 and 4 year old children not enrolled in school	2010-2014	52.2	2015-2019	48.1	8,708	BETTER
4th grade students not proficient in English Language Arts	2014-15	75	2018-19	72	5,288	BETTER
8th grade students not proficient in math	2014-2015	93	2018-2019	91	3,047	BETTER
High school students not graduating on time	2014-2015	21.7	2019-2020	8.5	630	BETTER



HEALTH

DOMAIN RANK:

26

	Baseline Year	%	Current Year	%	Number	Change
Low-birthweight babies	2014	8.4	2019	8.0	631	SAME
Uninsured children	2014	8.4	2019	7.0	11,313	BETTER
Overweight and obese 1st, 3rd, and 6th grade students	2014-2015	35.9	2019-2020	37.4	7,326	WORSE
High school teens who used alcohol/drugs (past 30 days)	2016	36.8	2020	28.7	152	BETTER



FAMILY AND COMMUNITY

DOMAIN RANK:

42

	Baseline Year	%	Current Year	%	Number	Change
Children in single parent families	2010-2014	38.4	2015-2019	36.3	50,092	BETTER
Children living in high poverty areas	2010-2014	8.4	2015-2019	4.9	7,748	BETTER
Children with verified maltreatment (per 1,000)	2014-2015	14.7	2019-2020	10.5	1,737	BETTER
Youth contacts with the juvenile justice system (per 1,000)	2014-2015	31.1	2019-2020	14.7	1,069	BETTER

FLORIDA

POLICY

INSTITUTE

phone

407.440.1421

email

info@floridapolicy.org

twitter

@floridapolicy

instagram

@floridapolicy

facebook

address

/flpolicyinstitute

1001 N. Orange Ave

Orlando, FL 32801

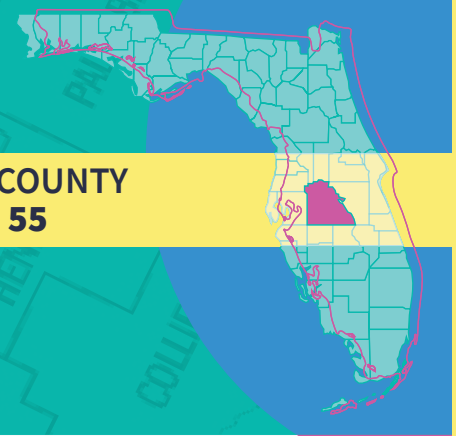
website

www.floridapolicy.org

2021 FLORIDA CHILD WELL-BEING INDEX

Keeping a focus on making life **better for our children**

**POLK COUNTY
RANK: 55**



ECONOMIC WELL-BEING

DOMAIN RANK:

46

	Baseline Year	%	Current Year	%	Number	Change
Children in poverty	2014	27.3	2019	21.1	32,929	BETTER
Unemployment rate	2015	6.3	2020	9.0	28,647	WORSE
High housing cost burden (>30% income spent)	2010-2014	33.7	2015-2019	29.2	68,780	BETTER
Teens not in school and not working	2010-2014	9.7	2015-2019	10.1	3,413	SAME



EDUCATION

DOMAIN RANK:

56

	Baseline Year	%	Current Year	%	Number	Change
3 and 4 year old children not enrolled in school	2010-2014	57.5	2015-2019	58.0	9,211	SAME
4th grade students not proficient in English Language Arts	2014-15	80	2018-19	79	6,211	BETTER
8th grade students not proficient in math	2014-2015	87	2018-2019	88	4,583	WORSE
High school students not graduating on time	2014-2015	30.6	2019-2020	13.5	1,047	BETTER



HEALTH

DOMAIN RANK:

31

	Baseline Year	%	Current Year	%	Number	Change
Low-birthweight babies	2014	8.6	2019	9.0	739	SAME
Uninsured children	2014	9.3	2019	7.1	11,498	BETTER
Overweight and obese 1st, 3rd, and 6th grade students	2014-2015	34.7	2019-2020	35.7	8,230	SAME
High school teens who used alcohol/drugs (past 30 days)	2016	31.8	2020	30.6	182	BETTER



FAMILY AND COMMUNITY

DOMAIN RANK:

57

	Baseline Year	%	Current Year	%	Number	Change
Children in single parent families	2010-2014	37.8	2015-2019	36.5	46,777	BETTER
Children living in high poverty areas	2010-2014	20.3	2015-2019	14.2	21,721	BETTER
Children with verified maltreatment (per 1,000)	2014-2015	7.0	2019-2020	6.3	990	SAME
Youth contacts with the juvenile justice system (per 1,000)	2014-2015	39.7	2019-2020	17.0	1,208	BETTER

FLORIDA

POLICY

INSTITUTE

phone

407.440.1421

email

info@floridapolicy.org

twitter

@floridapolicy

instagram

@floridapolicy

facebook

address

/flpolicyinstitute

1001 N. Orange Ave

Orlando, FL 32801

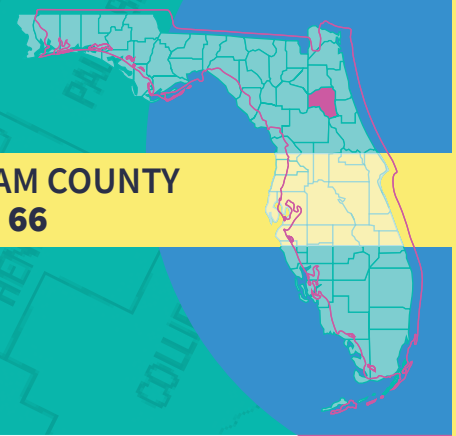
website

www.floridapolicy.org

2021 FLORIDA CHILD WELL-BEING INDEX

Keeping a focus on making life **better for our children**

**PUTNAM COUNTY
RANK: 66**



ECONOMIC WELL-BEING

DOMAIN RANK:

63

	Baseline Year	%	Current Year	%	Number	Change
Children in poverty	2014	44.3	2019	35.0	5,382	BETTER
Unemployment rate	2015	7.6	2020	7.9	2,092	SAME
High housing cost burden (>30% income spent)	2010-2014	34.3	2015-2019	25.4	7,350	BETTER
Teens not in school and not working	2010-2014	15.9	2015-2019	12.8	382	BETTER



EDUCATION

DOMAIN RANK:

64

	Baseline Year	%	Current Year	%	Number	Change
3 and 4 year old children not enrolled in school	2010-2014	70.3	2015-2019	62.3	1,104	BETTER
4th grade students not proficient in English Language Arts	2014-15	86	2018-19	83	677	BETTER
8th grade students not proficient in math	2014-2015	94	2018-2019	98	481	WORSE
High school students not graduating on time	2014-2015	45.1	2019-2020	9.9	68	BETTER



HEALTH

DOMAIN RANK:

50

	Baseline Year	%	Current Year	%	Number	Change
Low-birthweight babies	2014	11.2	2019	12.1	98	SAME
Uninsured children	2014	9.6	2019	7.0	1,099	BETTER
Overweight and obese 1st, 3rd, and 6th grade students	2014-2015	38.9	2019-2020	39.5	862	SAME
High school teens who used alcohol/drugs (past 30 days)	2016	39.1	2020	31.2	126	BETTER



FAMILY AND COMMUNITY

DOMAIN RANK:

63

	Baseline Year	%	Current Year	%	Number	Change
Children in single parent families	2010-2014	45.0	2015-2019	43.2	5,236	BETTER
Children living in high poverty areas	2010-2014	33.1	2015-2019	38.6	6,061	WORSE
Children with verified maltreatment (per 1,000)	2014-2015	14.4	2019-2020	15.2	240	SAME
Youth contacts with the juvenile justice system (per 1,000)	2014-2015	34.0	2019-2020	24.9	173	BETTER

FLORIDA

POLICY

INSTITUTE

phone

407.440.1421

email

info@floridapolicy.org

twitter

@floridapolicy

instagram

@floridapolicy

facebook

address

/flpolicyinstitute

1001 N. Orange Ave

Orlando, FL 32801

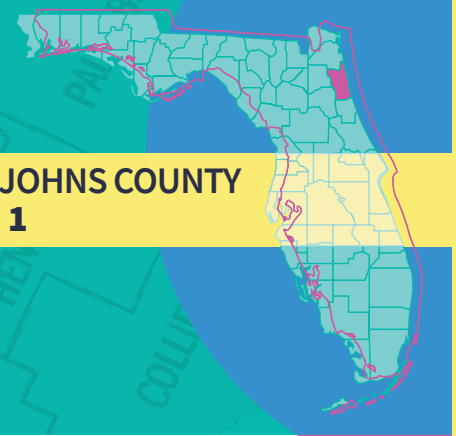
website

www.floridapolicy.org

2021 FLORIDA CHILD WELL-BEING INDEX

Keeping a focus on making life **better for our children**

**SAINT JOHNS COUNTY
RANK: 1**



ECONOMIC WELL-BEING

DOMAIN RANK:

1

	Baseline Year	%	Current Year	%	Number	Change
Children in poverty	2014	11.0	2019	6.8	3,821	BETTER
Unemployment rate	2015	3.9	2020	5.3	7,071	WORSE
High housing cost burden (>30% income spent)	2010-2014	35.4	2015-2019	26.6	23,607	BETTER
Teens not in school and not working	2010-2014	4.1	2015-2019	4.5	560	SAME



EDUCATION

DOMAIN RANK:

1

	Baseline Year	%	Current Year	%	Number	Change
3 and 4 year old children not enrolled in school	2010-2014	32.6	2015-2019	41.0	2,202	WORSE
4th grade students not proficient in English Language Arts	2014-15	55	2018-19	51	1,562	BETTER
8th grade students not proficient in math	2014-2015	58	2018-2019	50	1,088	BETTER
High school students not graduating on time	2014-2015	9.5	2019-2020	5.2	162	BETTER



HEALTH

DOMAIN RANK:

4

	Baseline Year	%	Current Year	%	Number	Change
Low-birthweight babies	2014	7.4	2019	6.7	147	SAME
Uninsured children	2014	7.4	2019	7.3	4,432	SAME
Overweight and obese 1st, 3rd, and 6th grade students	2014-2015	23.9	2019-2020	21.6	1,986	BETTER
High school teens who used alcohol/drugs (past 30 days)	2016	34.2	2020	37.6	291	WORSE



FAMILY AND COMMUNITY

DOMAIN RANK:

2

	Baseline Year	%	Current Year	%	Number	Change
Children in single parent families	2010-2014	20.7	2015-2019	20.3	9,962	SAME
Children living in high poverty areas	2010-2014	0.6	2015-2019	0.4	201	SAME
Children with verified maltreatment (per 1,000)	2014-2015	6.5	2019-2020	4.3	240	BETTER
Youth contacts with the juvenile justice system (per 1,000)	2014-2015	15.3	2019-2020	8.0	214	BETTER

FLORIDA

POLICY

INSTITUTE

phone

407.440.1421

email

info@floridapolicy.org

twitter

@floridapolicy

instagram

@floridapolicy

facebook

address

/flpolicyinstitute

1001 N. Orange Ave

Orlando, FL 32801

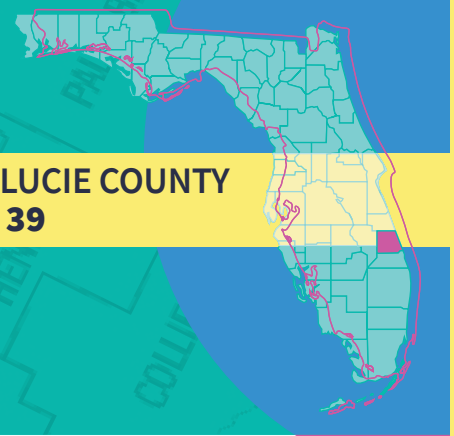
website

www.floridapolicy.org

2021 FLORIDA CHILD WELL-BEING INDEX

Keeping a focus on making life **better for our children**

**SAINT LUCIE COUNTY
RANK: 39**



ECONOMIC WELL-BEING

DOMAIN RANK:

30

	Baseline Year	%	Current Year	%	Number	Change
Children in poverty	2014	26.6	2019	15.7	9,882	BETTER
Unemployment rate	2015	6.4	2020	7.8	11,303	WORSE
High housing cost burden (>30% income spent)	2010-2014	41.3	2015-2019	34.5	39,592	BETTER
Teens not in school and not working	2010-2014	8.5	2015-2019	5.7	783	BETTER



EDUCATION

DOMAIN RANK:

34

	Baseline Year	%	Current Year	%	Number	Change
3 and 4 year old children not enrolled in school	2010-2014	52.6	2015-2019	52.9	3,672	SAME
4th grade students not proficient in English Language Arts	2014-15	81	2018-19	76	2,231	BETTER
8th grade students not proficient in math	2014-2015	82	2018-2019	88	1,475	WORSE
High school students not graduating on time	2014-2015	24.5	2019-2020	6.8	230	BETTER



HEALTH

DOMAIN RANK:

46

	Baseline Year	%	Current Year	%	Number	Change
Low-birthweight babies	2014	8.0	2019	8.5	265	SAME
Uninsured children	2014	10.0	2019	9.2	6,067	SAME
Overweight and obese 1st, 3rd, and 6th grade students	2014-2015	38.7	2019-2020	41.2	3,252	WORSE
High school teens who used alcohol/drugs (past 30 days)	2016	27.7	2020	28.7	35	WORSE



FAMILY AND COMMUNITY

DOMAIN RANK:

35

	Baseline Year	%	Current Year	%	Number	Change
Children in single parent families	2010-2014	36.5	2015-2019	33.4	18,196	BETTER
Children living in high poverty areas	2010-2014	18.2	2015-2019	5.0	3,158	BETTER
Children with verified maltreatment (per 1,000)	2014-2015	10.7	2019-2020	4.6	302	BETTER
Youth contacts with the juvenile justice system (per 1,000)	2014-2015	27.1	2019-2020	16.4	484	BETTER

FLORIDA

POLICY

INSTITUTE

phone

407.440.1421

email

info@floridapolicy.org

twitter

@floridapolicy

instagram

@floridapolicy

facebook

address

/flpolicyinstitute

1001 N. Orange Ave

Orlando, FL 32801

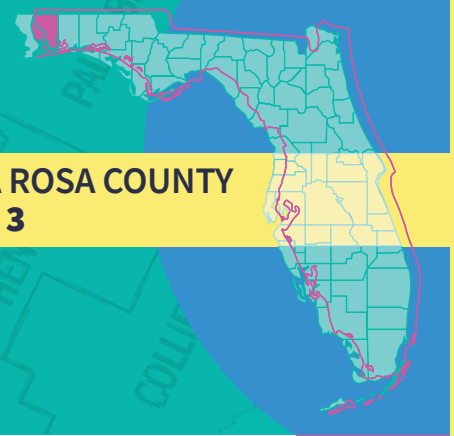
website

www.floridapolicy.org

2021 FLORIDA CHILD WELL-BEING INDEX

Keeping a focus on making life **better for our children**

**SANTA ROSA COUNTY
RANK: 3**



ECONOMIC WELL-BEING

DOMAIN RANK:

5

	Baseline Year	%	Current Year	%	Number	Change
Children in poverty	2014	16.3	2019	12.2	4,803	BETTER
Unemployment rate	2015	4.8	2020	5.2	4,299	SAME
High housing cost burden (>30% income spent)	2010-2014	31.8	2015-2019	25.7	16,351	BETTER
Teens not in school and not working	2010-2014	10.6	2015-2019	7.0	580	BETTER



EDUCATION

DOMAIN RANK:

5

	Baseline Year	%	Current Year	%	Number	Change
3 and 4 year old children not enrolled in school	2010-2014	52.7	2015-2019	60.5	2,462	WORSE
4th grade students not proficient in English Language Arts	2014-15	66	2018-19	65	1,310	BETTER
8th grade students not proficient in math	2014-2015	65	2018-2019	49	1,013	BETTER
High school students not graduating on time	2014-2015	16.8	2019-2020	9.7	220	BETTER



HEALTH

DOMAIN RANK:

2

	Baseline Year	%	Current Year	%	Number	Change
Low-birthweight babies	2014	8.5	2019	9.3	181	SAME
Uninsured children	2014	8.1	2019	6.3	2,654	BETTER
Overweight and obese 1st, 3rd, and 6th grade students	2014-2015	28.2	2019-2020	27.3	1,718	SAME
High school teens who used alcohol/drugs (past 30 days)	2016	39.5	2020	27.4	141	BETTER



FAMILY AND COMMUNITY

DOMAIN RANK:

5

	Baseline Year	%	Current Year	%	Number	Change
Children in single parent families	2010-2014	23.6	2015-2019	24.4	8,257	SAME
Children living in high poverty areas	2010-2014	3.0	2015-2019	0.0	0	BETTER
Children with verified maltreatment (per 1,000)	2014-2015	10.4	2019-2020	9.1	367	BETTER
Youth contacts with the juvenile justice system (per 1,000)	2014-2015	19.5	2019-2020	13.5	253	BETTER

FLORIDA

POLICY

INSTITUTE

phone

407.440.1421

email

info@floridapolicy.org

twitter

@floridapolicy

instagram

@floridapolicy

facebook

address

/flpolicyinstitute

1001 N. Orange Ave

Orlando, FL 32801

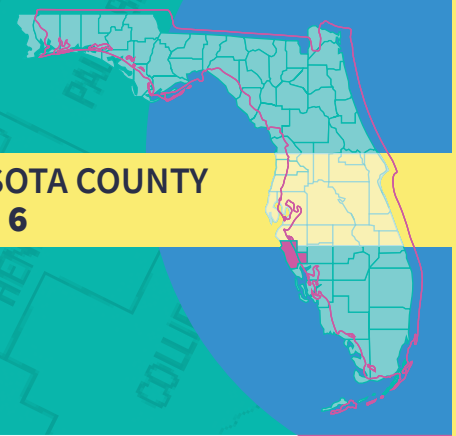
website

www.floridapolicy.org

2021 FLORIDA CHILD WELL-BEING INDEX

Keeping a focus on making life **better for our children**

**SARASOTA COUNTY
RANK: 6**



ECONOMIC WELL-BEING

DOMAIN RANK:

8

	Baseline Year	%	Current Year	%	Number	Change
Children in poverty	2014	19.1	2019	12.0	7,139	BETTER
Unemployment rate	2015	5.1	2020	6.8	12,589	WORSE
High housing cost burden (>30% income spent)	2010-2014	35.5	2015-2019	31.0	56,683	BETTER
Teens not in school and not working	2010-2014	7.9	2015-2019	4.0	573	BETTER



EDUCATION

DOMAIN RANK:

6

	Baseline Year	%	Current Year	%	Number	Change
3 and 4 year old children not enrolled in school	2010-2014	48.5	2015-2019	54.2	3,477	WORSE
4th grade students not proficient in English Language Arts	2014-15	59	2018-19	62	1,946	WORSE
8th grade students not proficient in math	2014-2015	63	2018-2019	63	1,125	SAME
High school students not graduating on time	2014-2015	20.8	2019-2020	7.5	240	BETTER



HEALTH

DOMAIN RANK:

35

	Baseline Year	%	Current Year	%	Number	Change
Low-birthweight babies	2014	6.8	2019	8.0	232	WORSE
Uninsured children	2014	10.6	2019	7.7	4,940	BETTER
Overweight and obese 1st, 3rd, and 6th grade students	2014-2015	33.1	2019-2020	35.6	3,486	WORSE
High school teens who used alcohol/drugs (past 30 days)	2016	36.9	2020	32.0	135	BETTER



FAMILY AND COMMUNITY

DOMAIN RANK:

19

	Baseline Year	%	Current Year	%	Number	Change
Children in single parent families	2010-2014	32.7	2015-2019	30.6	15,956	BETTER
Children living in high poverty areas	2010-2014	6.2	2015-2019	1.9	1,136	BETTER
Children with verified maltreatment (per 1,000)	2014-2015	9.2	2019-2020	6.0	380	BETTER
Youth contacts with the juvenile justice system (per 1,000)	2014-2015	18.7	2019-2020	11.5	345	BETTER

FLORIDA

POLICY

INSTITUTE

phone

407.440.1421

email

info@floridapolicy.org

twitter

@floridapolicy

instagram

@floridapolicy

facebook

address

/flpolicyinstitute

1001 N. Orange Ave

Orlando, FL 32801

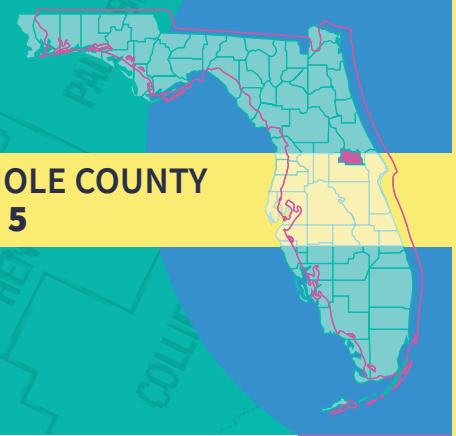
website

www.floridapolicy.org

2021 FLORIDA CHILD WELL-BEING INDEX

Keeping a focus on making life **better for our children**

**SEMINOLE COUNTY
RANK: 5**



ECONOMIC WELL-BEING

DOMAIN RANK:

10

	Baseline Year	%	Current Year	%	Number	Change
Children in poverty	2014	16.1	2019	11.8	11,398	BETTER
Unemployment rate	2015	4.9	2020	7.2	17,167	WORSE
High housing cost burden (>30% income spent)	2010-2014	38.8	2015-2019	31.3	54,435	BETTER
Teens not in school and not working	2010-2014	6.3	2015-2019	4.3	933	BETTER



EDUCATION

DOMAIN RANK:

13

	Baseline Year	%	Current Year	%	Number	Change
3 and 4 year old children not enrolled in school	2010-2014	43.3	2015-2019	40.0	3,984	BETTER
4th grade students not proficient in English Language Arts	2014-15	67	2018-19	62	3,030	BETTER
8th grade students not proficient in math	2014-2015	83	2018-2019	89	1,811	WORSE
High school students not graduating on time	2014-2015	13.6	2019-2020	5.5	283	BETTER



HEALTH

DOMAIN RANK:

5

	Baseline Year	%	Current Year	%	Number	Change
Low-birthweight babies	2014	7.5	2019	6.8	314	SAME
Uninsured children	2014	7.5	2019	5.7	5,861	BETTER
Overweight and obese 1st, 3rd, and 6th grade students	2014-2015	29.7	2019-2020	32.1	4,440	WORSE
High school teens who used alcohol/drugs (past 30 days)	2016	33.9	2020	28.9	131	BETTER



FAMILY AND COMMUNITY

DOMAIN RANK:

12

	Baseline Year	%	Current Year	%	Number	Change
Children in single parent families	2010-2014	28.5	2015-2019	26.8	23,631	BETTER
Children living in high poverty areas	2010-2014	2.4	2015-2019	1.7	1,647	SAME
Children with verified maltreatment (per 1,000)	2014-2015	8.6	2019-2020	3.7	381	BETTER
Youth contacts with the juvenile justice system (per 1,000)	2014-2015	22.0	2019-2020	11.4	540	BETTER

FLORIDA

POLICY

INSTITUTE

phone

407.440.1421

email

info@floridapolicy.org

twitter

@floridapolicy

instagram

@floridapolicy

facebook

address

/flpolicyinstitute

1001 N. Orange Ave

Orlando, FL 32801

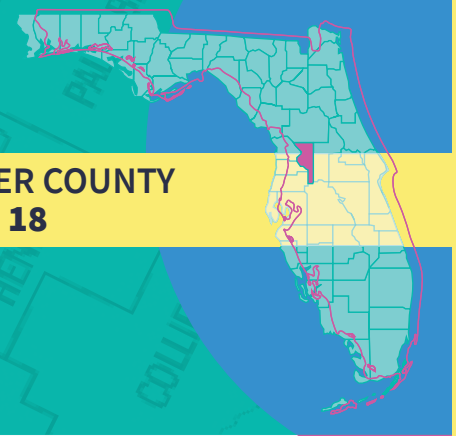
website

www.floridapolicy.org

2021 FLORIDA CHILD WELL-BEING INDEX

Keeping a focus on making life **better for our children**

**SUMTER COUNTY
RANK: 18**



ECONOMIC WELL-BEING

DOMAIN RANK:

51

	Baseline Year	%	Current Year	%	Number	Change
Children in poverty	2014	30.5	2019	22.1	2,030	BETTER
Unemployment rate	2015	7.7	2020	7.9	2,534	SAME
High housing cost burden (>30% income spent)	2010-2014	23.5	2015-2019	23.4	13,135	SAME
Teens not in school and not working	2010-2014	11.4	2015-2019	19.3	454	WORSE



EDUCATION

DOMAIN RANK:

21

	Baseline Year	%	Current Year	%	Number	Change
3 and 4 year old children not enrolled in school	2010-2014	70.8	2015-2019	56.5	428	BETTER
4th grade students not proficient in English Language Arts	2014-15	69	2018-19	64	432	BETTER
8th grade students not proficient in math	2014-2015	83	2018-2019	77	292	BETTER
High school students not graduating on time	2014-2015	19.6	2019-2020	12.0	71	BETTER



HEALTH

DOMAIN RANK:

25

	Baseline Year	%	Current Year	%	Number	Change
Low-birthweight babies	2014	12.8	2019	8.7	40	BETTER
Uninsured children	2014	9.5	2019	8.3	805	BETTER
Overweight and obese 1st, 3rd, and 6th grade students	2014-2015	32.8	2019-2020	36.2	748	WORSE
High school teens who used alcohol/drugs (past 30 days)	2016	31.5	2020	27.7	112	BETTER



FAMILY AND COMMUNITY

DOMAIN RANK:

3

	Baseline Year	%	Current Year	%	Number	Change
Children in single parent families	2010-2014	34.5	2015-2019	23.2	1,644	BETTER
Children living in high poverty areas	2010-2014	6.8	2015-2019	0.0	0	BETTER
Children with verified maltreatment (per 1,000)	2014-2015	10.2	2019-2020	2.6	29	BETTER
Youth contacts with the juvenile justice system (per 1,000)	2014-2015	25.8	2019-2020	17.6	89	BETTER

FLORIDA

POLICY

INSTITUTE

phone

407.440.1421

email

info@floridapolicy.org

twitter

@floridapolicy

instagram

@floridapolicy

facebook

address

/flpolicyinstitute

1001 N. Orange Ave

Orlando, FL 32801

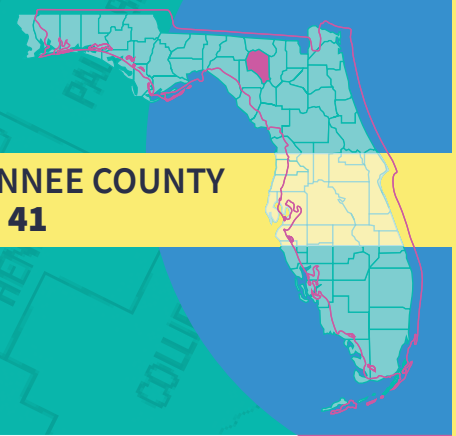
website

www.floridapolicy.org

2021 FLORIDA CHILD WELL-BEING INDEX

Keeping a focus on making life **better for our children**

**SUWANNEE COUNTY
RANK: 41**



ECONOMIC WELL-BEING

DOMAIN RANK:

13

	Baseline Year	%	Current Year	%	Number	Change
Children in poverty	2014	33.2	2019	26.3	2,396	BETTER
Unemployment rate	2015	5.5	2020	5.6	1,000	SAME
High housing cost burden (>30% income spent)	2010-2014	27.9	2015-2019	21.2	3,158	BETTER
Teens not in school and not working	2010-2014	11.0	2015-2019	3.2	64	BETTER



EDUCATION

DOMAIN RANK:

49

	Baseline Year	%	Current Year	%	Number	Change
3 and 4 year old children not enrolled in school	2010-2014	66.9	2015-2019	52.0	479	BETTER
4th grade students not proficient in English Language Arts	2014-15	83	2018-19	79	359	BETTER
8th grade students not proficient in math	2014-2015	97	2018-2019	94	224	BETTER
High school students not graduating on time	2014-2015	32.5	2019-2020	8.7	32	BETTER



HEALTH

DOMAIN RANK:

53

	Baseline Year	%	Current Year	%	Number	Change
Low-birthweight babies	2014	9.1	2019	10.8	48	WORSE
Uninsured children	2014	11.2	2019	8.2	773	BETTER
Overweight and obese 1st, 3rd, and 6th grade students	2014-2015	39.4	2019-2020	41.8	620	WORSE
High school teens who used alcohol/drugs (past 30 days)	2016	36.6	2020	30.6	86	BETTER



FAMILY AND COMMUNITY

DOMAIN RANK:

36

	Baseline Year	%	Current Year	%	Number	Change
Children in single parent families	2010-2014	37.7	2015-2019	38.3	3,069	SAME
Children living in high poverty areas	2010-2014	0.0	2015-2019	0.0	0	SAME
Children with verified maltreatment (per 1,000)	2014-2015	11.3	2019-2020	3.6	35	BETTER
Youth contacts with the juvenile justice system (per 1,000)	2014-2015	30.4	2019-2020	19.1	87	BETTER

FLORIDA

POLICY

INSTITUTE

phone

407.440.1421

email

info@floridapolicy.org

twitter

@floridapolicy

instagram

@floridapolicy

facebook

address

/flpolicyinstitute

1001 N. Orange Ave

Orlando, FL 32801

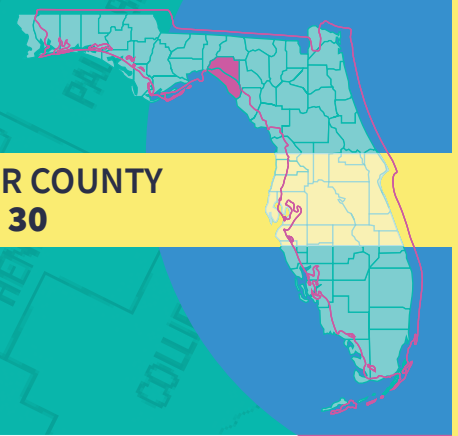
website

www.floridapolicy.org

2021 FLORIDA CHILD WELL-BEING INDEX

Keeping a focus on making life **better for our children**

**TAYLOR COUNTY
RANK: 30**



ECONOMIC WELL-BEING

DOMAIN RANK:

9

	Baseline Year	%	Current Year	%	Number	Change
Children in poverty	2014	30.9	2019	27.1	1,125	BETTER
Unemployment rate	2015	6.7	2020	6.2	510	SAME
High housing cost burden (>30% income spent)	2010-2014	21.9	2015-2019	20.9	1,551	SAME
Teens not in school and not working	2010-2014	14.8	2015-2019	0.0	0	BETTER



EDUCATION

DOMAIN RANK:

60

	Baseline Year	%	Current Year	%	Number	Change
3 and 4 year old children not enrolled in school	2010-2014	33.9	2015-2019	65.9	230	WORSE
4th grade students not proficient in English Language Arts	2014-15	75	2018-19	76	183	WORSE
8th grade students not proficient in math	2014-2015	88	2018-2019	97	76	WORSE
High school students not graduating on time	2014-2015	35.3	2019-2020	7.2	10	BETTER



HEALTH

DOMAIN RANK:

33

	Baseline Year	%	Current Year	%	Number	Change
Low-birthweight babies	2014	7.8	2019	13.0	31	WORSE
Uninsured children	2014	8.3	2019	7.4	319	SAME
Overweight and obese 1st, 3rd, and 6th grade students	2014-2015	34.1	2019-2020	45.0	211	WORSE
High school teens who used alcohol/drugs (past 30 days)	2016	*	2020	17.4	22	—



FAMILY AND COMMUNITY

DOMAIN RANK:

6

	Baseline Year	%	Current Year	%	Number	Change
Children in single parent families	2010-2014	33.6	2015-2019	23.4	739	BETTER
Children living in high poverty areas	2010-2014	0.0	2015-2019	0.0	0	SAME
Children with verified maltreatment (per 1,000)	2014-2015	14.4	2019-2020	9.9	44	BETTER
Youth contacts with the juvenile justice system (per 1,000)	2014-2015	19.5	2019-2020	22.6	44	WORSE

**Data are suppressed due to confidentiality.*

FLORIDA

POLICY

INSTITUTE

phone

407.440.1421

email

info@floridapolicy.org

twitter

@floridapolicy

instagram

@floridapolicy

facebook

/flpolicyinstitute

address

1001 N. Orange Ave

Orlando, FL 32801

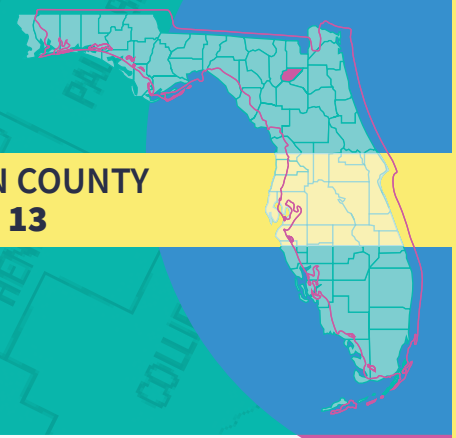
website

www.floridapolicy.org

2021 FLORIDA CHILD WELL-BEING INDEX

Keeping a focus on making life **better for our children**

UNION COUNTY
RANK: **13**



ECONOMIC WELL-BEING

DOMAIN RANK:

40

	Baseline Year	%	Current Year	%	Number	Change
Children in poverty	2014	26.1	2019	20.2	591	BETTER
Unemployment rate	2015	4.9	2020	4.7	216	SAME
High housing cost burden (>30% income spent)	2010-2014	25.8	2015-2019	21.8	863	BETTER
Teens not in school and not working	2010-2014	14.7	2015-2019	19.3	113	WORSE



EDUCATION

DOMAIN RANK:

9

	Baseline Year	%	Current Year	%	Number	Change
3 and 4 year old children not enrolled in school	2010-2014	71.5	2015-2019	56.8	246	BETTER
4th grade students not proficient in English Language Arts	2014-15	73	2018-19	56	86	BETTER
8th grade students not proficient in math	2014-2015	*	2018-2019	59	85	—
High school students not graduating on time	2014-2015	22.3	2019-2020	20.4	31	BETTER



HEALTH

DOMAIN RANK:

34

	Baseline Year	%	Current Year	%	Number	Change
Low-birthweight babies	2014	11.7	2019	10.5	16	BETTER
Uninsured children	2014	7.4	2019	7.3	221	SAME
Overweight and obese 1st, 3rd, and 6th grade students	2014-2015	35.9	2019-2020	35.9	177	SAME
High school teens who used alcohol/drugs (past 30 days)	2016	26.9	2020	29.5	47	WORSE



FAMILY AND COMMUNITY

DOMAIN RANK:

26

	Baseline Year	%	Current Year	%	Number	Change
Children in single parent families	2010-2014	36.6	2015-2019	34.4	870	BETTER
Children living in high poverty areas	2010-2014	0.0	2015-2019	0.0	0	SAME
Children with verified maltreatment (per 1,000)	2014-2015	4.8	2019-2020	3.7	10	BETTER
Youth contacts with the juvenile justice system (per 1,000)	2014-2015	20.6	2019-2020	17.8	22	BETTER

**Data are suppressed due to confidentiality.*

FLORIDA

POLICY

INSTITUTE

phone

407.440.1421

email

info@floridapolicy.org

twitter

@floridapolicy

instagram

@floridapolicy

facebook

/flpolicyinstitute

address

1001 N. Orange Ave

Orlando, FL 32801

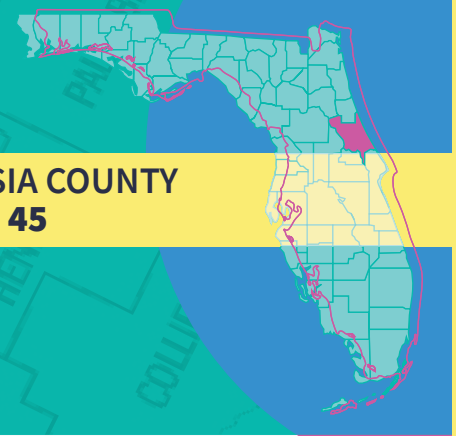
website

www.floridapolicy.org

2021 FLORIDA CHILD WELL-BEING INDEX

Keeping a focus on making life **better for our children**

**VOLUSIA COUNTY
RANK: 45**



ECONOMIC WELL-BEING

DOMAIN RANK:

36

	Baseline Year	%	Current Year	%	Number	Change
Children in poverty	2014	27.2	2019	20.0	18,956	BETTER
Unemployment rate	2015	5.8	2020	7.6	18,975	WORSE
High housing cost burden (>30% income spent)	2010-2014	38.7	2015-2019	32.6	70,524	BETTER
Teens not in school and not working	2010-2014	10.2	2015-2019	5.2	1,253	BETTER



EDUCATION

DOMAIN RANK:

51

	Baseline Year	%	Current Year	%	Number	Change
3 and 4 year old children not enrolled in school	2010-2014	61.4	2015-2019	56.7	5,692	BETTER
4th grade students not proficient in English Language Arts	2014-15	74	2018-19	74	3,553	SAME
8th grade students not proficient in math	2014-2015	79	2018-2019	92	2,322	WORSE
High school students not graduating on time	2014-2015	28.4	2019-2020	12.3	569	BETTER



HEALTH

DOMAIN RANK:

32

	Baseline Year	%	Current Year	%	Number	Change
Low-birthweight babies	2014	8.7	2019	8.3	399	SAME
Uninsured children	2014	9.5	2019	7.7	7,670	BETTER
Overweight and obese 1st, 3rd, and 6th grade students	2014-2015	30.0	2019-2020	34.4	4,345	WORSE
High school teens who used alcohol/drugs (past 30 days)	2016	37.5	2020	32.3	169	BETTER



FAMILY AND COMMUNITY

DOMAIN RANK:

50

	Baseline Year	%	Current Year	%	Number	Change
Children in single parent families	2010-2014	38.3	2015-2019	36.6	29,911	BETTER
Children living in high poverty areas	2010-2014	14.7	2015-2019	7.9	7,545	BETTER
Children with verified maltreatment (per 1,000)	2014-2015	10.4	2019-2020	8.7	859	BETTER
Youth contacts with the juvenile justice system (per 1,000)	2014-2015	32.8	2019-2020	18.3	827	BETTER

FLORIDA

POLICY

INSTITUTE

phone

407.440.1421

email

info@floridapolicy.org

twitter

@floridapolicy

instagram

@floridapolicy

facebook

address

/flpolicyinstitute

1001 N. Orange Ave

Orlando, FL 32801

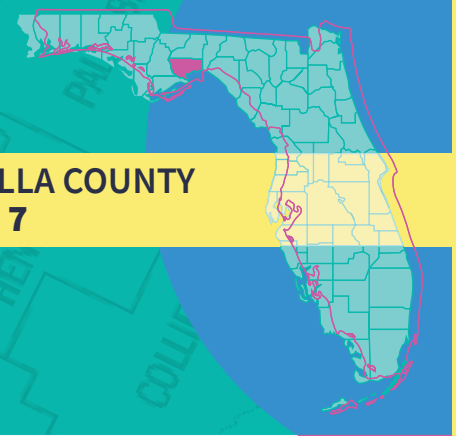
website

www.floridapolicy.org

2021 FLORIDA CHILD WELL-BEING INDEX

Keeping a focus on making life **better for our children**

**WAKULLA COUNTY
RANK: 7**



ECONOMIC WELL-BEING

DOMAIN RANK:

6

	Baseline Year	%	Current Year	%	Number	Change
Children in poverty	2014	20.8	2019	16.6	1,138	BETTER
Unemployment rate	2015	4.7	2020	4.5	669	SAME
High housing cost burden (>30% income spent)	2010-2014	29.8	2015-2019	23.2	2,601	BETTER
Teens not in school and not working	2010-2014	9.3	2015-2019	7.9	124	BETTER



EDUCATION

DOMAIN RANK:

7

	Baseline Year	%	Current Year	%	Number	Change
3 and 4 year old children not enrolled in school	2010-2014	42.6	2015-2019	35.8	217	BETTER
4th grade students not proficient in English Language Arts	2014-15	72	2018-19	65	233	BETTER
8th grade students not proficient in math	2014-2015	86	2018-2019	82	162	BETTER
High school students not graduating on time	2014-2015	21.9	2019-2020	6.2	22	BETTER



HEALTH

DOMAIN RANK:

60

	Baseline Year	%	Current Year	%	Number	Change
Low-birthweight babies	2014	7.2	2019	9.1	28	WORSE
Uninsured children	2014	8.4	2019	6.8	498	BETTER
Overweight and obese 1st, 3rd, and 6th grade students	2014-2015	38.0	2019-2020	39.3	347	WORSE
High school teens who used alcohol/drugs (past 30 days)	2016	43.8	2020	38.1	54	BETTER



FAMILY AND COMMUNITY

DOMAIN RANK:

7

	Baseline Year	%	Current Year	%	Number	Change
Children in single parent families	2010-2014	32.1	2015-2019	25.3	1,467	BETTER
Children living in high poverty areas	2010-2014	0.0	2015-2019	0.0	0	SAME
Children with verified maltreatment (per 1,000)	2014-2015	9.1	2019-2020	5.6	40	BETTER
Youth contacts with the juvenile justice system (per 1,000)	2014-2015	19.5	2019-2020	13.4	45	BETTER

FLORIDA

POLICY

INSTITUTE

phone

407.440.1421

email

info@floridapolicy.org

twitter

@floridapolicy

instagram

@floridapolicy

facebook

address

/flpolicyinstitute

1001 N. Orange Ave

Orlando, FL 32801

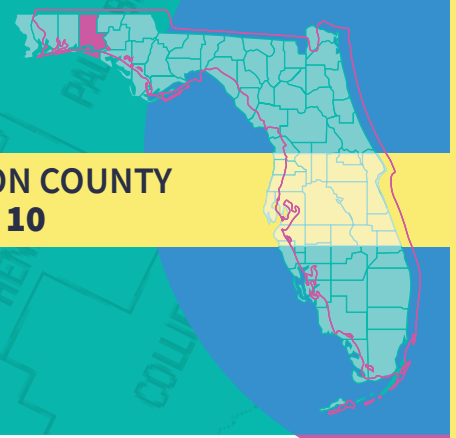
website

www.floridapolicy.org

2021 FLORIDA CHILD WELL-BEING INDEX

Keeping a focus on making life **better for our children**

**WALTON COUNTY
RANK: 10**



ECONOMIC WELL-BEING

DOMAIN RANK:

26

	Baseline Year	%	Current Year	%	Number	Change
Children in poverty	2014	26.8	2019	17.6	2,599	BETTER
Unemployment rate	2015	4.7	2020	5.9	1,887	WORSE
High housing cost burden (>30% income spent)	2010-2014	35.6	2015-2019	29.4	8,061	BETTER
Teens not in school and not working	2010-2014	9.6	2015-2019	9.5	260	SAME



EDUCATION

DOMAIN RANK:

4

	Baseline Year	%	Current Year	%	Number	Change
3 and 4 year old children not enrolled in school	2010-2014	38.7	2015-2019	39.5	511	SAME
4th grade students not proficient in English Language Arts	2014-15	72	2018-19	66	497	BETTER
8th grade students not proficient in math	2014-2015	73	2018-2019	67	381	BETTER
High school students not graduating on time	2014-2015	25.6	2019-2020	8.5	54	BETTER



HEALTH

DOMAIN RANK:

62

	Baseline Year	%	Current Year	%	Number	Change
Low-birthweight babies	2014	7.0	2019	9.7	84	WORSE
Uninsured children	2014	13.2	2019	10.2	1,581	BETTER
Overweight and obese 1st, 3rd, and 6th grade students	2014-2015	39.1	2019-2020	39.0	966	SAME
High school teens who used alcohol/drugs (past 30 days)	2016	34.5	2020	36.3	84	WORSE



FAMILY AND COMMUNITY

DOMAIN RANK:

17

	Baseline Year	%	Current Year	%	Number	Change
Children in single parent families	2010-2014	32.5	2015-2019	30.2	3,740	BETTER
Children living in high poverty areas	2010-2014	20.0	2015-2019	0.0	0	BETTER
Children with verified maltreatment (per 1,000)	2014-2015	18.4	2019-2020	11.6	169	BETTER
Youth contacts with the juvenile justice system (per 1,000)	2014-2015	47.7	2019-2020	19.6	130	BETTER

FLORIDA

POLICY

INSTITUTE

phone

407.440.1421

email

info@floridapolicy.org

twitter

@floridapolicy

instagram

@floridapolicy

facebook

address

/flpolicyinstitute

1001 N. Orange Ave

Orlando, FL 32801

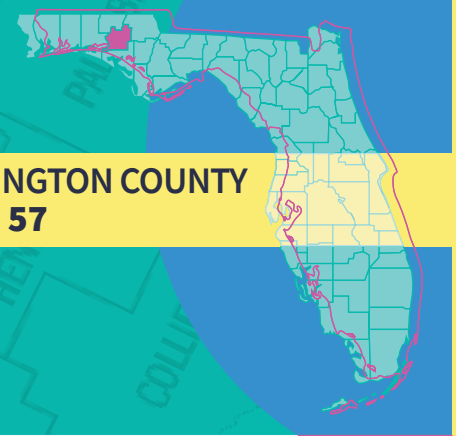
website

www.floridapolicy.org

2021 FLORIDA CHILD WELL-BEING INDEX

Keeping a focus on making life **better for our children**

**WASHINGTON COUNTY
RANK: 57**



ECONOMIC WELL-BEING

DOMAIN RANK:

53

	Baseline Year	%	Current Year	%	Number	Change
Children in poverty	2014	28.9	2019	29.4	1,465	SAME
Unemployment rate	2015	6.0	2020	5.8	549	SAME
High housing cost burden (>30% income spent)	2010-2014	26.5	2015-2019	23.8	2,101	BETTER
Teens not in school and not working	2010-2014	10.9	2015-2019	14.8	166	WORSE



EDUCATION

DOMAIN RANK:

41

	Baseline Year	%	Current Year	%	Number	Change
3 and 4 year old children not enrolled in school	2010-2014	52.2	2015-2019	56.5	307	WORSE
4th grade students not proficient in English Language Arts	2014-15	78	2018-19	63	151	BETTER
8th grade students not proficient in math	2014-2015	77	2018-2019	98	131	WORSE
High school students not graduating on time	2014-2015	29.5	2019-2020	10.4	26	BETTER



HEALTH

DOMAIN RANK:

51

	Baseline Year	%	Current Year	%	Number	Change
Low-birthweight babies	2014	7.0	2019	11.8	34	WORSE
Uninsured children	2014	9.7	2019	8.4	431	BETTER
Overweight and obese 1st, 3rd, and 6th grade students	2014-2015	45.2	2019-2020	41.8	304	BETTER
High school teens who used alcohol/drugs (past 30 days)	2016	35.2	2020	28.7	65	BETTER



FAMILY AND COMMUNITY

DOMAIN RANK:

60

	Baseline Year	%	Current Year	%	Number	Change
Children in single parent families	2010-2014	24.0	2015-2019	41.2	1,732	WORSE
Children living in high poverty areas	2010-2014	0.0	2015-2019	13.5	648	WORSE
Children with verified maltreatment (per 1,000)	2014-2015	5.5	2019-2020	6.7	34	WORSE
Youth contacts with the juvenile justice system (per 1,000)	2014-2015	23.6	2019-2020	12.8	30	BETTER

FLORIDA

POLICY

INSTITUTE

phone

407.440.1421

email

info@floridapolicy.org

twitter

@floridapolicy

instagram

@floridapolicy

facebook

address

/flpolicyinstitute

1001 N. Orange Ave

Orlando, FL 32801

website

www.floridapolicy.org