



**SOLAR ENERGY ENGINEERING**

keep learning. be the change.

# MSc Solar Energy Engineering Campus Phase Student Guide

July 2023



**universität freiburg**

In scientific cooperation with

 **Fraunhofer**

ISE



# Contents

1.	Welcome	3
1.1.	Before you leave	3
1.2.	Checklist	3
2.	Arriving in Freiburg, Germany	3
3.	Public Transport in Freiburg	5
3.1.	Trams (Straßenbahn)	5
3.2.	Maps	6
3.2.1.	Tram lines Network Plan	6
3.2.2.	Tram lines “Safe” Network Plan	7
3.2.3.	Freiburg zones	8
3.3.	Tickets	9
3.3.1.	Tickets Buying	9
3.3.2.	Tickets Explained:	9
3.3.3.	Cool tickets and other means of transportation:	10
4.	Living in Germany	12
4.1.1.	The currency	12
4.1.2.	Germans love their rules	12
4.1.3.	Bad customer service	12
4.1.4.	Good public transport	12
4.1.5.	Cities built for bikes	13
4.1.6.	Recycling friendly	13
4.1.7.	Everything closes down on Sunday	13
4.1.8.	Unicard	13
5.	Accommodation	13
5.1.	1. IntercityHotel Freiburg	14
5.2.	2. Novotel Freiburg am Konzerthaus	14
5.3.	3. Hotel Minerva	14
5.4.	4. Apart Hotel Freiburg	15
6.	WiFi Eduroam	15
7.	Useful Telephone Numbers	16



## 1. Welcome

With warm greetings, we would like to welcome you to the campus phase of the Master's in Solar Energy Engineering program at the University of Freiburg, Germany. We invite you to participate in the various activities and events that have been specially organized for you.

### 1.1. Before you leave

Make sure to pack all the important items in your carry-on luggage. These should include your passport, travel documents, and program contact information.

### 1.2. Checklist

Here is a friendly reminder of the essential items you shouldn't forget to pack:

- A valid passport, including a Schengen Visa if required
- Prescriptions for any necessary medications
- Extra supplies of basic medications, as it can be challenging to purchase them in Germany without a prescription
- Euros in cash, as it may come in handy during your initial days, particularly if your credit cards encounter issues
- Credit and debit cards
- International health insurance coverage

## 2. Arriving in Freiburg, Germany

- Basel-Mulhouse Airport

### 1. Arrival by train

Take **bus 50** direction **Basel, Bahnhof SBB** from inside the airport (15 mins).

Then from **Basel SBB** you can take a direct train to **Freiburg (Breisgau) Hbf** (40 mins).

Duration: around 1 hour.

Cost: starts from 27€.

To check the exact train times, prices and for online booking, please refer to:

<https://www.bahn.de>

### 2. Arrival by bus

- 2.1 Freiburg Shuttle bus service

This is a shuttle bus from the airport directly to Freiburg main station (55 mins). The bus is scheduled every 1 hour.

Duration: around 1 hour.

Cost: starts from 25€.



<https://www.freiburger-reisedienst.de/?lang=en>

- 2.2 Flixbus

Flixbus is Europe's biggest intercity bus network. Direct buses move from the airport directly to Freiburg main station (55 mins). Booking is only online.

Duration: 55 mins.

Cost: From 25€ for a single ride.

<https://global.flixbus.com/>

- Frankfurt Airport

1. Arrival by train

From **Frankfurt Flughafen Fernbf** take a train (ICE – direct ride) to **Freiburg (Breisgau)**

**Hbf** (direction to Basel SBB)

Duration: about 2 h 20 mins.

Cost: From 28€ (the price is not fixed, rises closer to the date)

2. Arrival by bus (Flixbus)

From **Frankfurt Main Airport P36** to **Freiburg (Breisgau) Hbf**

Duration: from 3 h 50 mins.

Cost: From 15€ (the price is not fixed, rises closer to the date)

- Munich Airport

1. Arrival by train

First take a **bus** to **Munchen Flughafen, Airport Center (MAC)** (7 mins)

Then from **Munchen Flughafen Terminal** take **S-Bahn** to **Munchen Hbf** (45 mins)

From **Munchen Hbf** take **ICE train** to **Freiburg (Breisgau) Hbf** (4 hours)

Duration: from 5 h 10 mins.

Cost: From 60€ (the price is not fixed, rises closer to the date)

**Important:**

1. All travel durations and prices are approximate. Only the time spent in transit is considered, excluding walking to transportation and waiting.

2. Delays in transportation, which are common in Germany, were not taken into account. Trains and buses often run late, occasionally may not reach their final destination, and platforms may be changed at the very last minutes. Please be cautious.



## 3. Public Transport in Freiburg

Moving inside Freiburg is pretty easy. The transport company in Freiburg is the VAG.

### 3.1. Trams (Straßenbahn)

The tram is the primary mode of transportation within Freiburg and offers a delightful way to explore the city's charming streets. We highly recommend trying it out at least once during your stay. Freiburg has five tram lines, conveniently numbered from 1 to 5 and distinguished by different colors. These tram lines cover extensive areas, providing easy access to various destinations throughout the city.

The schedules can be found here or in Google Maps:

<https://www.vag-freiburg.de/fahrplan/linien-fahrplaene>

in VAG Application



or in Google Maps

#### **Important:**

Trams' working hours:

Monday to Friday: 5:30 am - 12:30 am (midnight)

However, on the nights between Friday and Saturday, as well as Saturday and Sunday, and holidays, trams operate 24/7.

Buses:

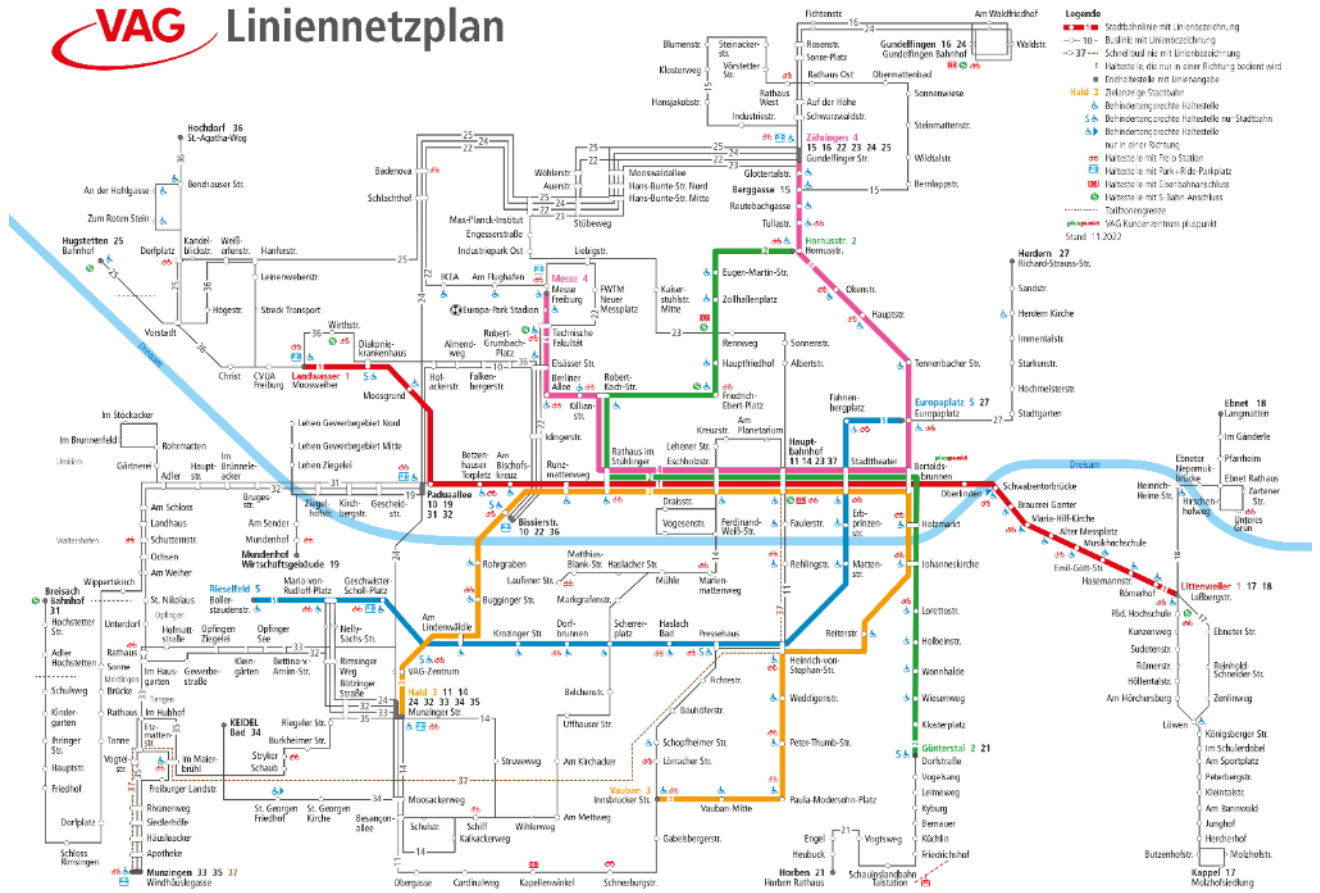
You can find the exact schedule of the buses here:

<https://www.vag-freiburg.de/fahrplan/linien-fahrplaene>



## 3.2. Maps

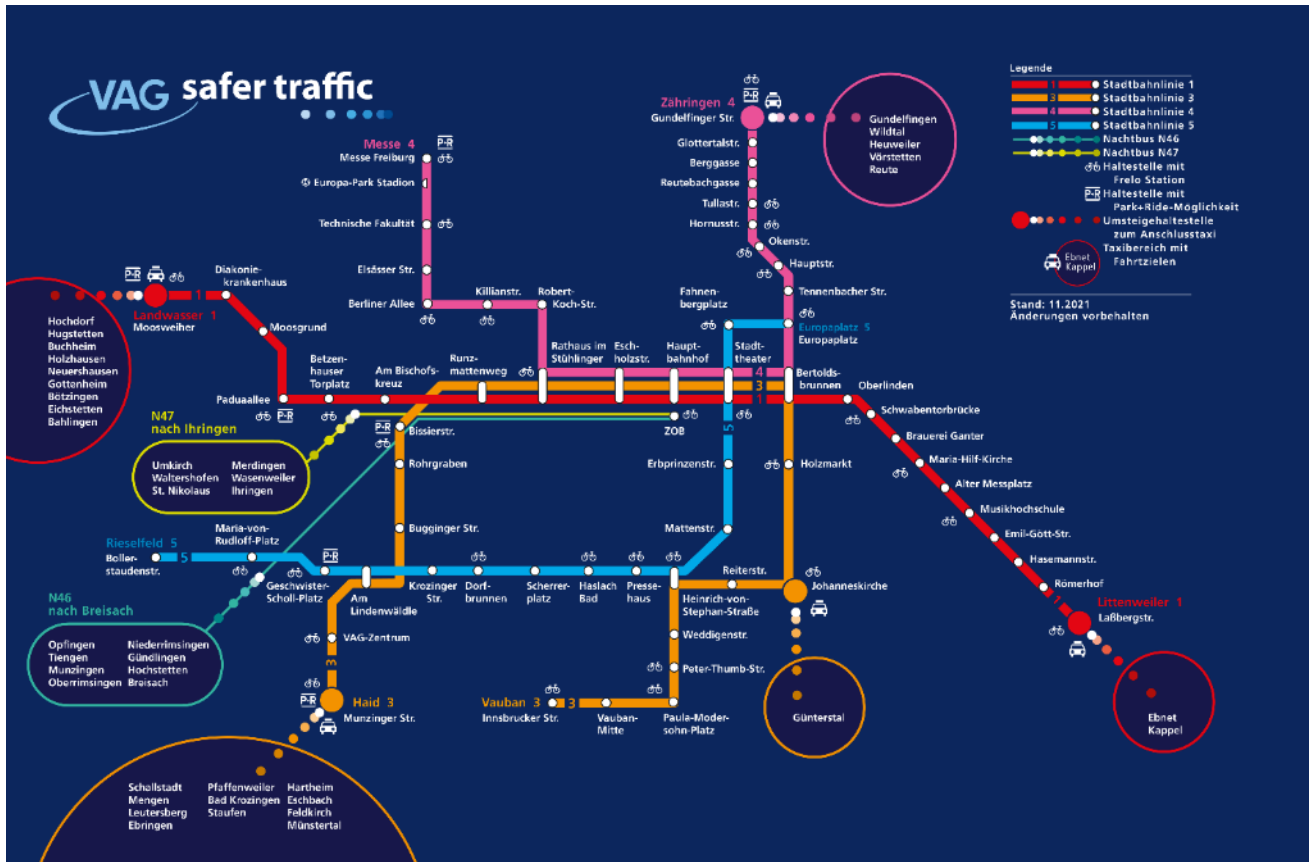
### 3.2.1. Tram lines Network Plan





### 3.2.2. Tram lines “Safe” Network Plan

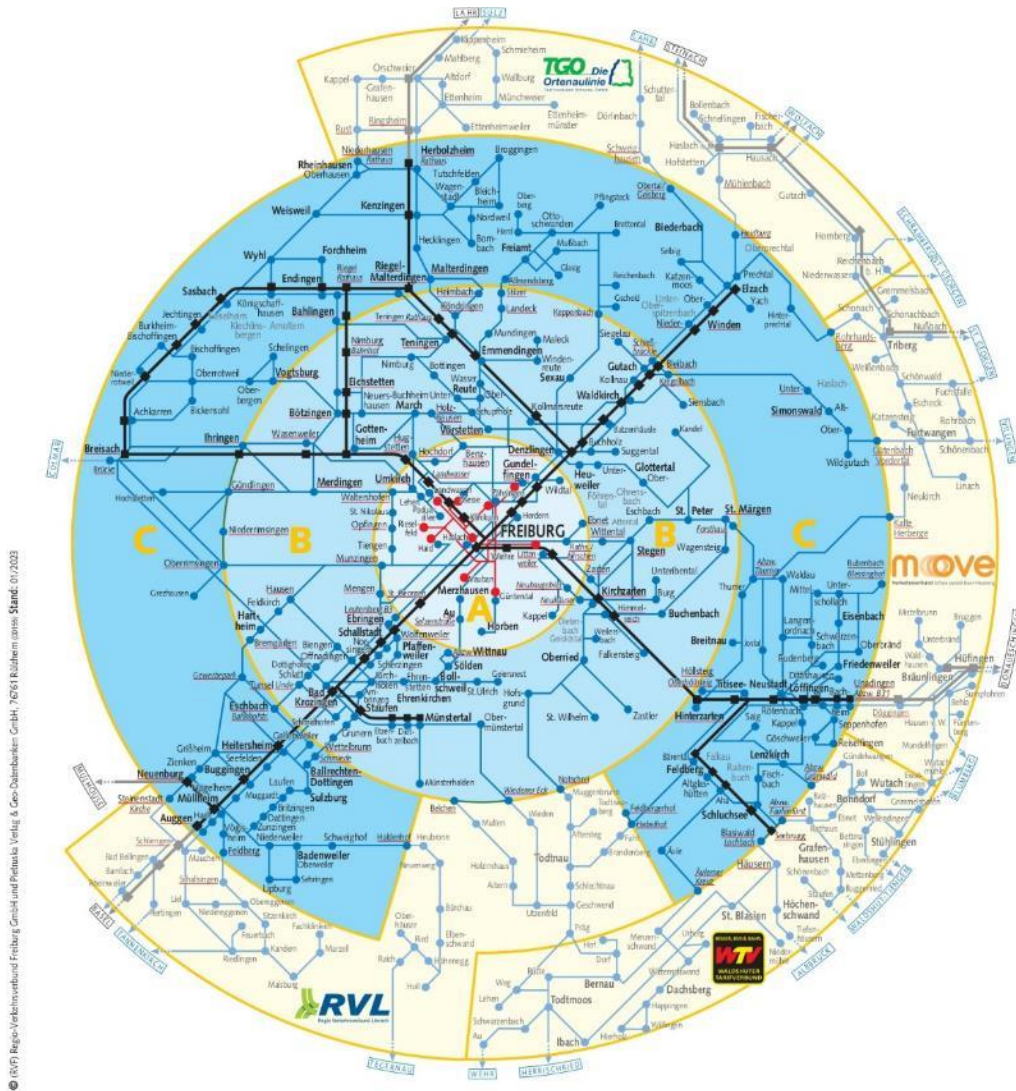
Freiburg is pretty safe, but this one is for commuting at night.





### 3.2.3. Freiburg zones

Freiburg is divided into 3 zones: A, B & C. Price of the ticket is different for each zone. Almost all the places you'd need are included in the first zone A. However, if you want to extend your discoveries a bit further, you would need another ticket.







### 3.3. Tickets

Having a valid ticket is essential when using public transport in Germany. Fare evasion can result in a 60€ fine!

#### 3.3.1. Tickets Buying

Tickets can be purchased from ticket machines located at many tram stations or from inside the tram itself. Alternatively, you can buy tickets online. When riding the tram, remember to validate your ticket by stamping it in the designated box. However, if you're taking the bus, there are no ticket machines available. In this case, you can purchase your ticket directly from the bus driver (either an Einzelfahrt Ticket or a 24-hour ticket) or buy it online. Please note that to buy tickets online, you will need to download the VAG application. For a list of stations with ticket machines, you can visit the following link: <https://www.vag-freiburg.de/tickets-kaufen/automaten>



#### 3.3.2. Tickets Explained:

##### 1. Single Ticket (Einzelfahrschein)

The single ticket is suitable if you infrequently use the bus or tram. It is valid for a single trip with a specific destination. Transfers are allowed as long as they are in the same direction; however, returning on the same ticket is not permitted.

Level	Price	Validity (hours)
1	2.70€	1
2	4.40€	2
3	6.10€	3

<https://www.vag-freiburg.de/tickets/einzel-und-tageskarten/einzelfahrschein>



2. Short distance Ticket (Kurzstrecke)

For those who are spontaneous, there is a ticket option available that allows travel for up to 3 stations on either the tram or bus. Transfers are allowed within a maximum trip duration of 20 minutes.

Cost: 1.70€

<https://www.vag-freiburg.de/tickets/einzel-und-tageskarten/kurzstrecke>

3. 2x4 Ticket (2x4-FahrtenKarte)

This ticket option is akin to purchasing 8 single tickets together, with some discount applied to the total price. Each ticket functions as a regular single ticket, allowing you to travel to a specific destination. Transfers are permitted during the journey; however, using the ticket to travel back in the opposite direction is not allowed. Additionally, it's important to note that this ticket can be used by multiple people.

Level	Price	Validity (hours)
1	19.40€	1
2	31.70€	2
3	43.90€	3

<https://www.vag-freiburg.de/tickets/einzel-und-tageskarten/2x4-fahrtenkarte>

4. Day ticket (Regio24)

This ticket provides unlimited travel for 24 hours starting from the time of purchase or activation. It can be used for multiple trips and to various destinations. You have the freedom to ride the bus, train, and light rail as frequently as you wish throughout the entire day.

Zone	Solo+ (for 1 adult and max. 4 children)	Duo+ (for 2 adults and a maximum of 4 children)	Group+ (up to 5 people)
A or B or C	6.30€	9.50€	12.60€
A and B OR B and C	9.50€	12.60€	19.00€
A, B and C	12.60€	19.00€	25.20€

<https://www.vag-freiburg.de/tickets/einzel-und-tageskarten/tageskarte>

**3.3.3. Cool tickets and other means of transportation:**



### ***Student special***

For students enrolled at Albert Ludwigs University, public transportation within Freiburg is free of charge after 19:00 every day, as well as on Sundays and public holidays. To take advantage of this benefit, you will need to carry your Unicard (university ID card) and the certificate of enrollment with you during your ride. In addition to these documents, you will also need to obtain the free night pass. You can order your free night pass by visiting the following link:

<https://www.vag-onlineticket.de/index.php/product/93/show/0/0/0/0/buy>

### ***Deutschland-Ticket***

Introducing the Deutschland-Ticket (D-Ticket), a convenient way to travel across Germany. For just 49 euros per month, you can enjoy unlimited travel on all public transportation. The D-Ticket is now available for purchase online, through the app, and at DB travel centers.

With the Deutschland-Ticket, you have access to local trains like RB, RE, S-Bahn trains, as well as public transport options such as buses, trams, and underground trains throughout Germany. It's important to note that the D-Ticket is not valid on IC, EC, ICE trains, or other long-distance transportation providers like FlixTrain. For more information follow this link:

<https://www.bahn.de/angebot/region/deutschland-ticket>

### ***Bikes renting***

Explore the beauty of Freiburg by bike, which is the preferred mode of transportation for residents, especially students. Through a partnership between Frelo, a bike rental company affiliated with nextbike, and the University of Freiburg, students can ride bikes for free as long as each trip is within a 30-minute duration. To benefit from this offer, you can return the bike to a station within 30 minutes and then in 10 minutes to take a new one for another free 30-minute ride. Otherwise, 30 extra mins cost 1€.

Simply register with your university email.

<https://www.frelo-freiburg.de/en/>

### ***Cars renting***

If you have a valid driving license inside Germany and driving is your thing, you have plenty of car rental companies to choose from. Listed below are the main options:

<https://www.gruene-flotte-carsharing.de/>

<https://www.europcar.com/>



<https://www.sixt.com/>

### ***Taxi***

You can find taxis at the main station of Freiburg “Freiburg Hauptbahnhof” which can be directly rented. However, if you need to order one, you can either by phone or online under:

<https://www.taxi-freiburg.de/>

## **4. Living in Germany**

### **4.1.1. The currency**

The official currency of Germany is the Euro. If you are visiting from a country with a different currency, it's important to note that you will need to exchange your currency for Euros in order to make purchases. Without Euros, you won't be able to buy anything. Alternatively, you can use your debit or credit card, which will be charged for your expenses during your stay in Germany.

<https://www.germany-visa.org/immigration-residence-permit/living-in-germany/>

### **4.1.2. Germans love their rules**

It's the stereotypical opinion, but Germans are a rule loving people. They have written and unwritten laws which they adhere to religiously. If you happen to break a rule, don't expect to be excused easily. For instance, crossing the street against a red pedestrian light (jaywalking) may earn you disapproving looks or even a scolding from a passerby. It's important to familiarize yourself with the rules and regulations in your new home, ensuring that you are aware of what is permissible and what is not. By staying informed, you can navigate your new environment with respect for the local norms and regulations.

### **4.1.3. Bad customer service**

In contrast to the saying "the customer is king" that prevails in some places, you might be surprised by the level of customer service in Germany. Germans are often perceived as not providing exceptional customer service, or at least not to the extent that many Americans, Canadians, and other Europeans are used to.

### **4.1.4. Good public transport**

In Germany, trams and buses are known for their punctuality and cleanliness. Public transportation is widely utilized and offers an excellent experience. The emphasis on order and timeliness is highly valued, ensuring that you will have a positive and efficient journey when using public transport.



#### 4.1.5. **Cities built for bikes**

Freiburg's road infrastructure is designed to accommodate various modes of transportation. The roads are pedestrian-friendly, but most importantly, they are bicycle-friendly. Using a bicycle will likely be the most cost-effective mode of transportation. Here, you will find that almost all roads feature dedicated bike lanes, and cyclists are a common sight throughout the town.

#### 4.1.6. **Recycling friendly**

In Germany, maintaining order extends to waste management. You will encounter separate bins for different types of garbage, and recycling has designated times. Germany's strong commitment to environmental sustainability means it's important to familiarize yourself with recycling practices and proper sorting of materials when you move there.

#### 4.1.7. **Everything closes down on Sunday**

It may sound unusual, but it is true that all stores in Germany are closed on Saturday evenings and do not reopen until Monday morning. However, there are a few exceptions. Some bakeries open for a short period in the morning, and there are a limited number of emergency pharmacies that remain open. The only supermarket that operates 365 days a year is the "Supermarkt am Bahnhof," located in the underground area of the train station. This supermarket also closes at midnight and reopens at 06:00 hours. It's important to plan your shopping accordingly, keeping in mind the store closures during the weekend.

#### 4.1.8. **Unicard**

You can get your Unicard from Student Service Center if you do not have it yet.

Albert-Ludwigs-Universität Freiburg

Service Center Studium

– UniCard-Büro –

Sedanstraße 6

79098 Freiburg

Monday 10 am - 12 noon

Wednesday 12 noon - 2 pm

Friday 10 a.m. – 12 noon

[unicard@uni-freiburg.de](mailto:unicard@uni-freiburg.de)

Phone: 0761/203-8893 accessible during the office hours listed above

## 5. Accommodation

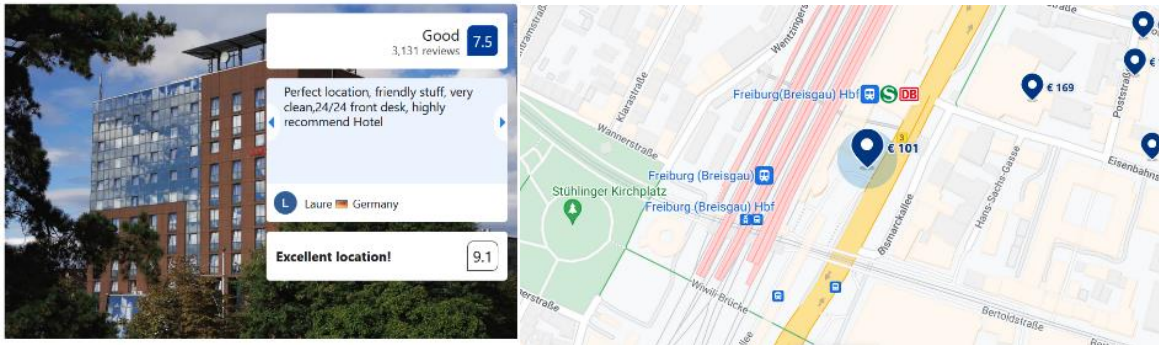


Options:

### 5.1. 1. IntercityHotel Freiburg

From € 88 per 1 night

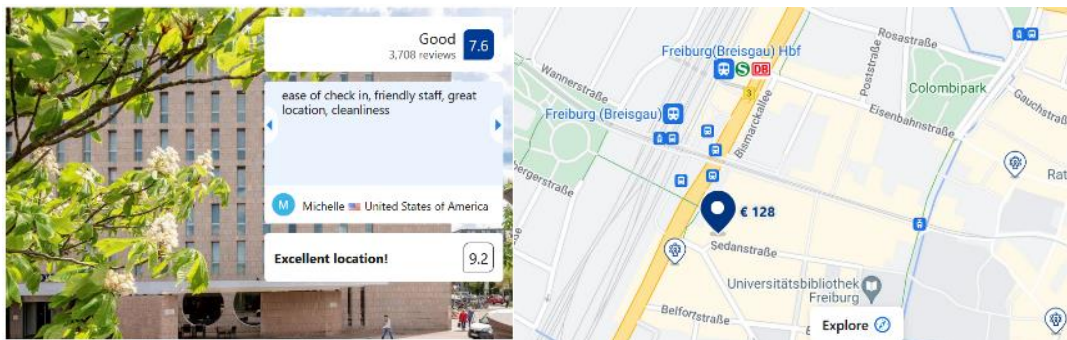
Bismarckallee 3, 79098 Freiburg im Breisgau, Germany



### 5.2. 2. Novotel Freiburg am Konzerthaus

From € 83 per 1 night

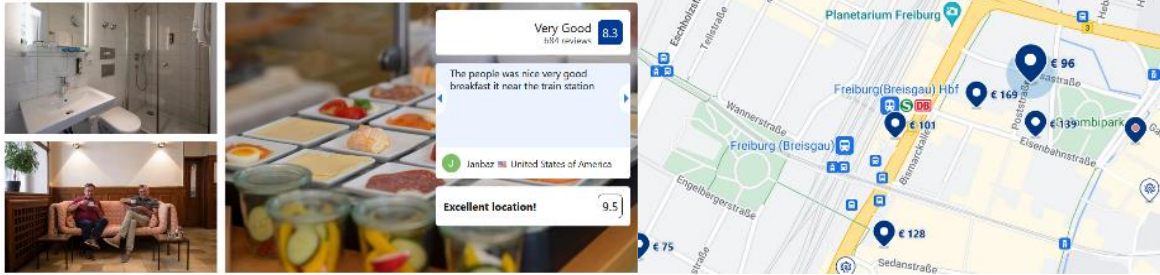
Konrad Adenauer Platz 2, 79098 Freiburg im Breisgau



### 5.3. 3. Hotel Minerva

From € 100 per 1 night


Poststrasse 8, 79098 Freiburg im Breisgau



### 5.4. 4. Apart Hotel Freiburg

From € 102 per 1 night

Mathildenstraße 14, 79106 Freiburg im Breisgau



## 6. WiFi Eduroam

### WLAN at Freiburg University

The University IT Service offers WLAN (Wireless Local Area Network) in almost every University building.

### WLAN

In order to access the University's WLAN via eduroam, you need a portable device, such as a laptop or phone, a valid Uni-Account, as well as an eduroam-password (RAS password), which you can set up in myAccount.

We could provide temporary wifi passwords. Please just ask.



## 7. Useful Telephone Numbers

### **Emergency**

From a landline and German mobile phones:

Ambulance 112

Firemen 112

Police 110

### **Transport**

TAXI 55 55 55 (0049761 555555)

### **SEE**

Khadija Khaled

Program Coordination

+49 1794166055

### **SEE Office location:**

Georges-Köhler-Allee 10,

79110 Freiburg

<https://goo.gl/maps/eBBvsMBa6i8hz2Ap8>