

Printable

Bulletin Board Kit

“A Class of Champions”

Create a bulletin board that celebrates the Champion in every student and identifies three important characteristics of Champion behavior.

What You'll Need:


- Eight **8.5x11” sheets** plus a star for each student (2 stars per sheet)
 - A **3' x 5' bulletin board** or wall space
 - White or orange **butcher paper** or dollar store matte plastic tablecloth
- Idea: Make a striped background on the bulletin board by layering two shades of 6” x 5’ horizontal paper strips.*

Example:




Directions:

- Line bulletin board with colored paper
- Print off pages onto 8.5x11” paper (colored cardstock recommended)



Trophy
2 Pages



Words
5 Pages



Stars
2 per page

- Cut out and color all printouts
 - *Idea: Laminate cutouts for extra durability*
 - Write classroom teacher's name on the trophy
 - Write each student's name on a star
- Assemble items onto the bulletin board using sticky tack or a stapler

Aloft

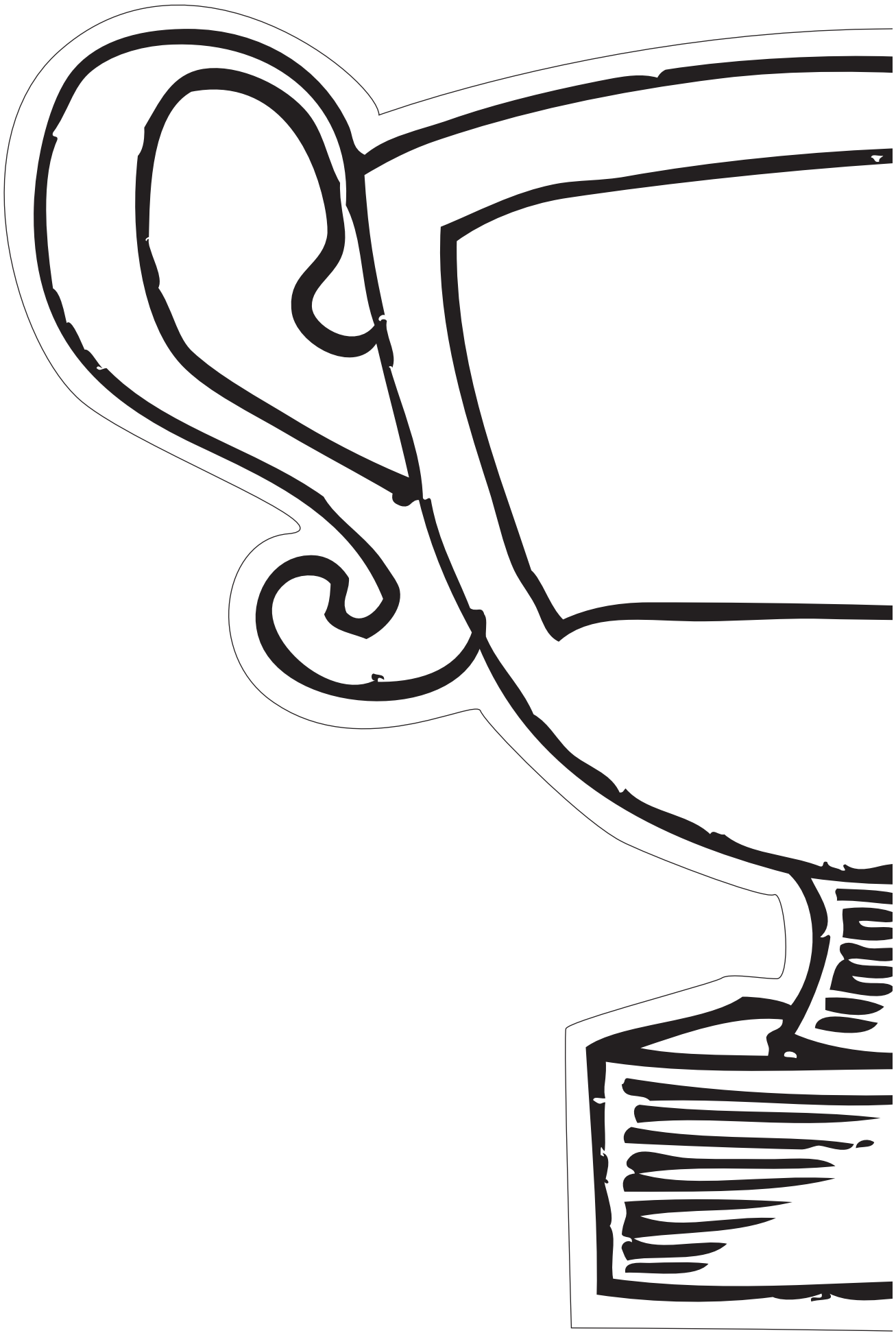
Class

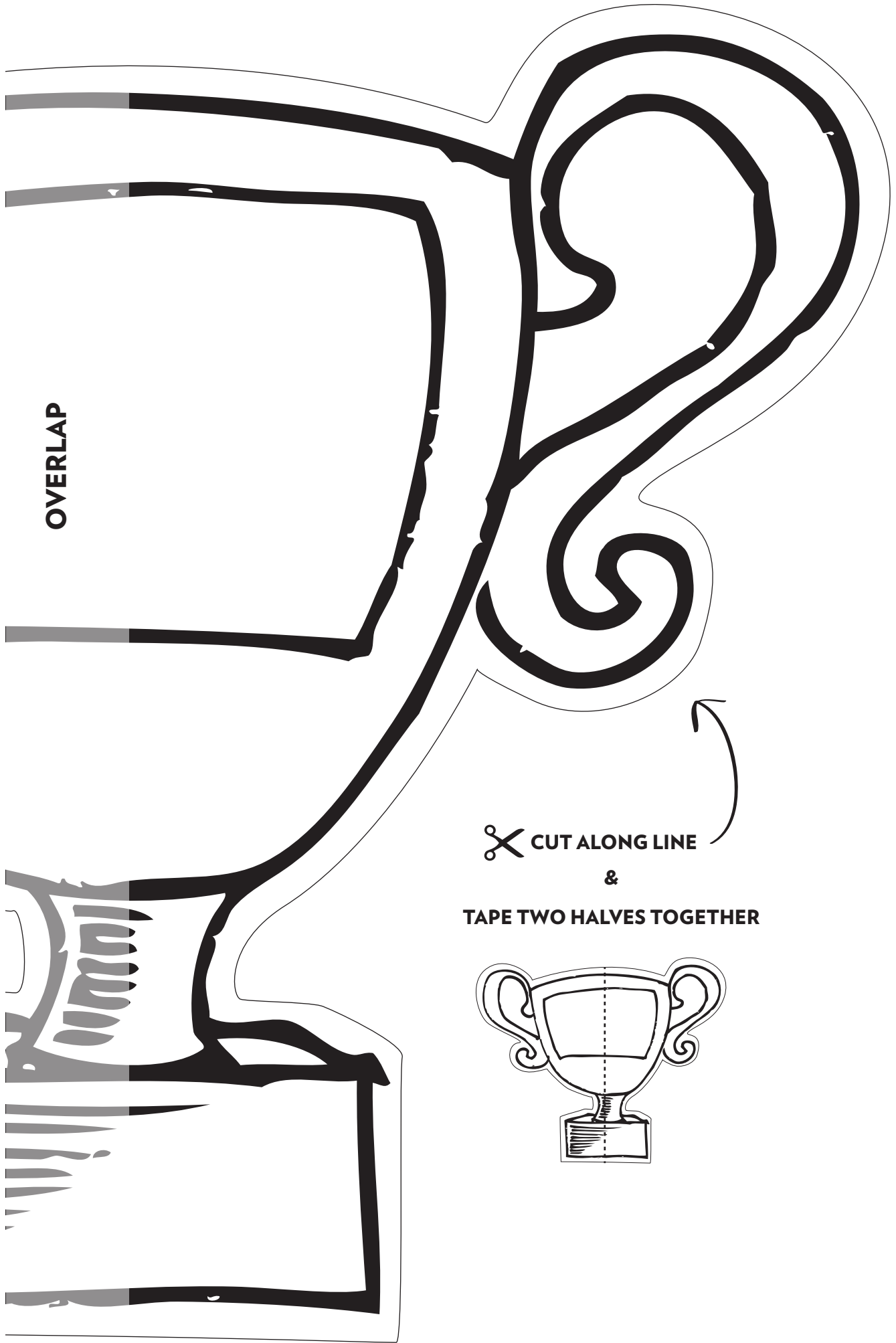
 CUT ALONG LINES

C h a s

 CUT ALONG LINES

m p i o





OVERLAP

 CUT ALONG LINE

&

TAPE TWO HALVES TOGETHER





CUT ALONG LINES



OVERLAP

Encourage others

OVERLAP



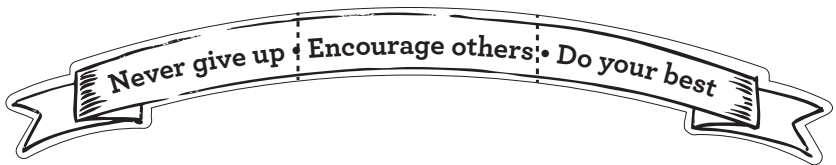
• **Do your best**



CUT ALONG LINES

&

TAPE THREE PARTS TOGETHER



Never give up • Encourage others • Do your best



 CUT OUT