

Printable

Display Board Kit

“GOAL Medals”

Make goal setting fun with this Olympic-inspired display board. Prominently display students' unique goals as a reminder of what they want to accomplish.

What You'll Need:


- Five **A4 sheets** plus multiple copies of “My GOAL Medal”
- A **1.5m x 1m display board** or wall space
- White or coloured **background paper** or an inexpensive plastic tablecloth

Example:




Directions:

- Line display board with white or coloured paper
- Print off pages onto A4 paper (cardstock recommended) or enlarge to A3



Embellishments

5 Pages



“My GOAL Medal!”


20+ Pages

- Cut out all printouts (*Laminate cutouts for extra durability*).
- Assemble items onto the display board using sticky tack or a stapler
- Guide students in creating personalized ‘goal medals’ through writing or drawing. Medals could be a picture of the student’s goal, detailed description of a goal or steps they can take to achieve it. After students complete their medals, cut out the medals and add them to the board as a reminder and encouragement.



NED

NEVER GIVE UP ★ ENCOURAGE OTHERS ★ DO YOUR BEST™



OVERLAP



CUT ALONG LINE

&

TAPE THREE PARTS TOGETHER



OUR GOAL IS

NEVER GIVE UP ENCOURAGE OTHERS DO

 CUT ALONG LINE

&

TAPE THREE PARTS TOGETHER



OVERLAP

MEDALS

DO YOUR BEST®



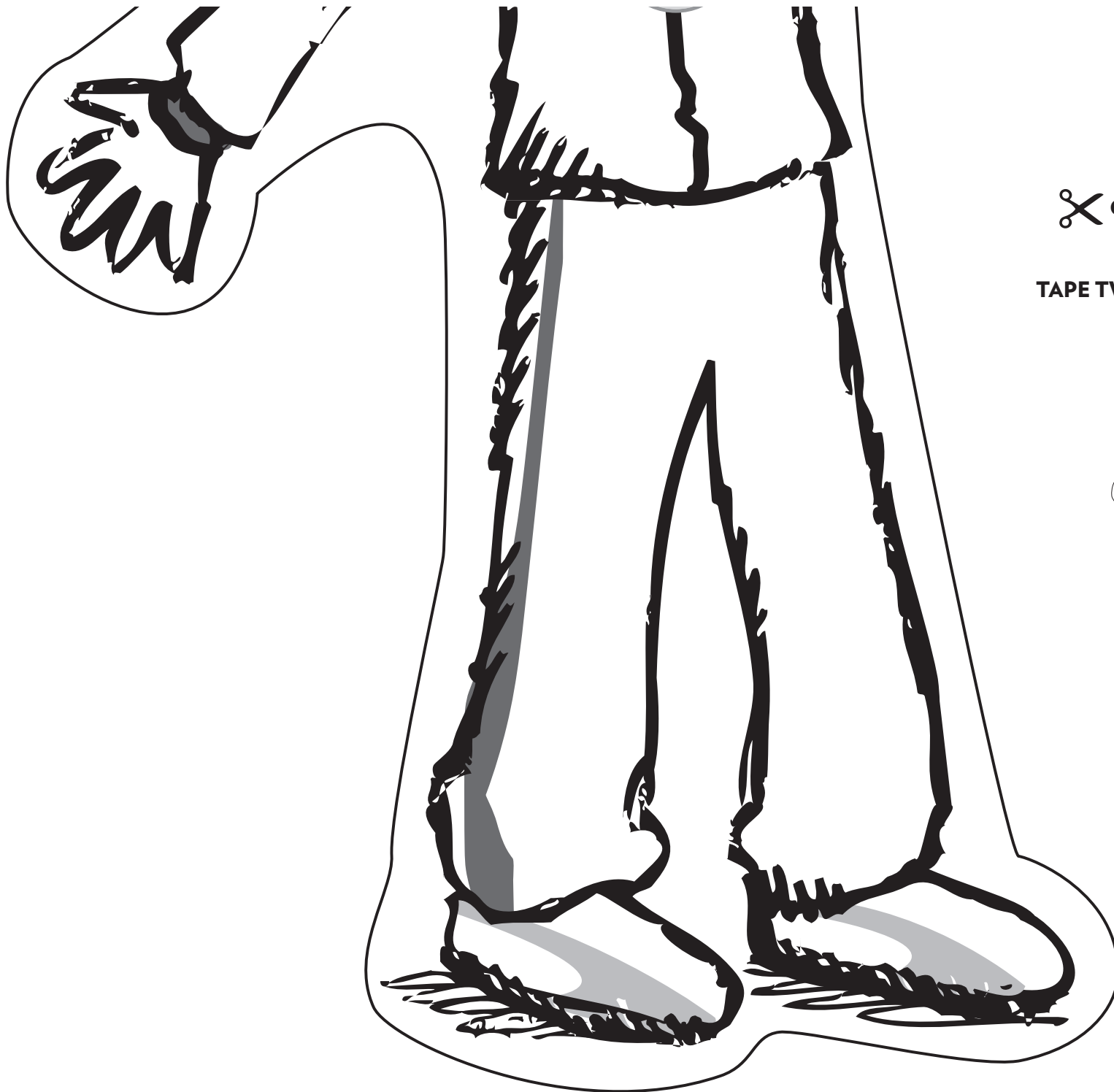
CUT ALONG LINE

&

TAPE THREE PARTS TOGETHER



OVERLAP



CUT ALONG LINE

&

TAPE TWO HALVES TOGETHER

