

Printable

# Bulletin Board Kit

“GOAL Medals”

*Make goal setting fun with this Olympic-inspired bulletin board. Prominently display students' unique goals as a reminder of what they want to accomplish.*

## What You'll Need:


- Five **8.5x11” sheets** plus multiple copies of “My GOAL Medal”
- A **5' x 3' bulletin board** or wall space
- White or colored **background paper** or an inexpensive plastic tablecloth

## Example:




## Directions:

- Line bulletin board with white or colored paper
- Print off pages onto 8.5x11” paper (cardstock recommended) or enlarge to 11x17”



### Embellishments

5 Pages



### “My GOAL Medal!”

20+ Pages


- Cut out all printouts (*Laminate cutouts for extra durability*).
- Assemble items onto the bulletin board using sticky tack or a stapler
- Guide students in creating personalized ‘goal medals’ through writing or drawing. Medals could be a picture of the student’s goal, detailed description of a goal or steps they can take to achieve it. After students complete their medals, cut out the medals and add them to the bulletin board as a reminder and encouragement.



**NED**

**NEVER GIVE UP ★ ENCOURAGE OTHERS ★ DO YOUR BEST®**





✂ CUT ALONG LINE

&

TAPE THREE PARTS TOGETHER



---

---

**OUR GOAL M**

---

**NEVER GIVE UP ENCOURAGE OTHERS DO**

---

 **CUT ALONG LINE**

**&**

**TAPE THREE PARTS TOGETHER**



OVERLAP

MEDALS

DO YOUR BEST®



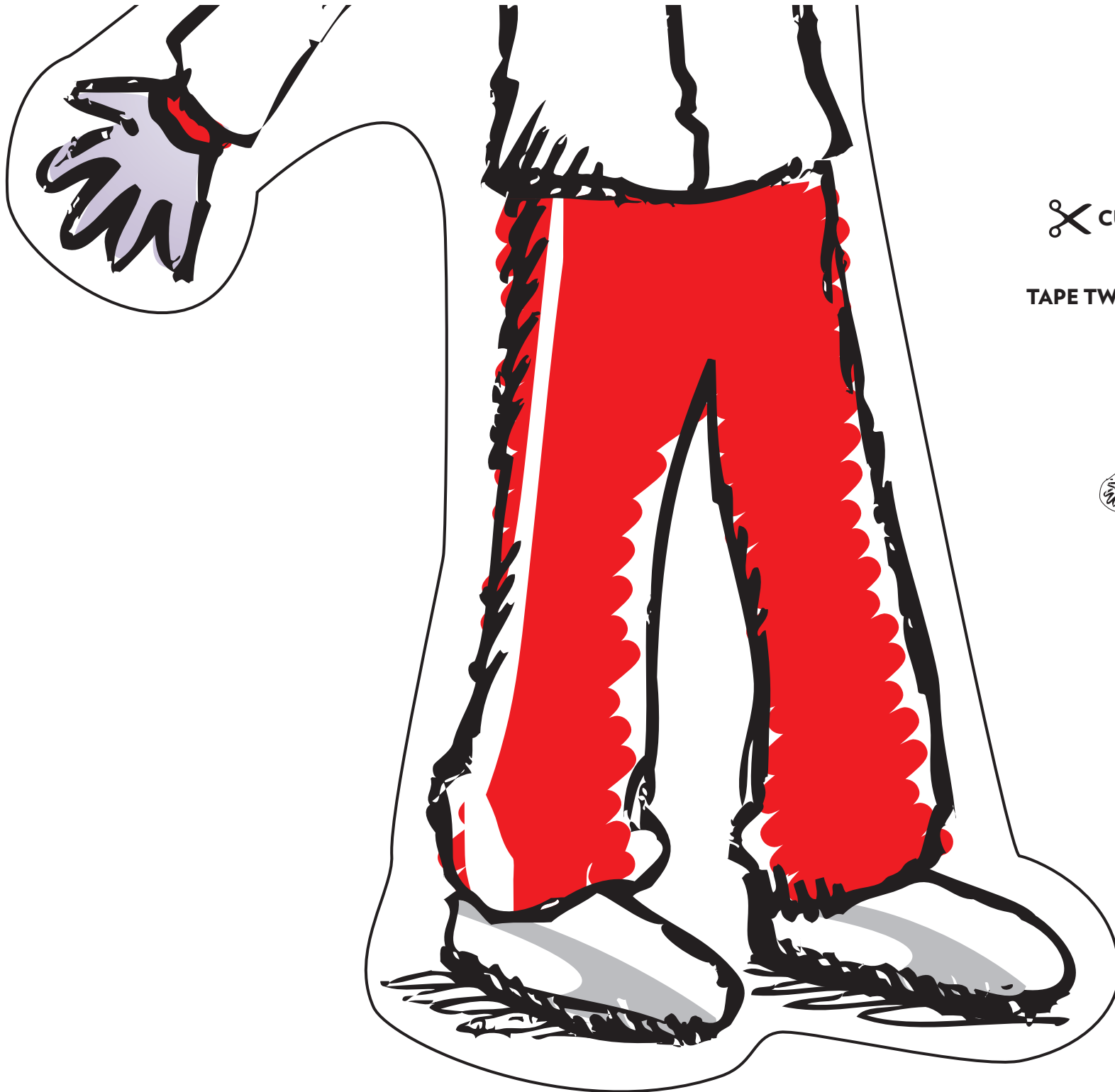
CUT ALONG LINE

&

TAPE THREE PARTS TOGETHER



OVERLAP



 **CUT ALONG LINE**  
&

**TAPE TWO HALVES TOGETHER**

