

Printable Bulletin Board Kit

“GOAL Medals”

Make goal setting fun with this Olympic-inspired bulletin board. Prominently display students' unique goals as a reminder of what they want to accomplish.

What You'll Need:


- Five **8.5x11” sheets** plus multiple copies of “My GOAL Medal”
- A **3' x 5' bulletin board** or wall space
- White or colored **background paper** or an inexpensive plastic tablecloth

Example:




Directions:

- Line bulletin board with white or colored paper
- Print off pages onto 8.5x11” paper (cardstock recommended) or enlarge to 11x17”



Embellishments

5 Pages



“My GOAL Medal!”


20+ Pages

- Cut out all printouts (*Laminate cutouts for extra durability*).
- Assemble items onto the bulletin board using sticky tack or a stapler
- Guide students in creating personalized ‘goal medals’ through writing or drawing. Medals could be a picture of the student’s goal, detailed description of a goal or steps they can take to achieve it. After students complete their medals, cut out the medals and add them to the bulletin board as a reminder and encouragement.



NED

NEVER GIVE UP ★ ENCOURAGE OTHERS ★ DO YOUR BEST®



✂ CUT ALONG LINE

&

TAPE THREE PARTS TOGETHER



OUR GOAL

NEVER GIVE UP ENCOURAGE OTHERS DO

 **CUT ALONG LINE**

&

TAPE THREE PARTS TOGETHER



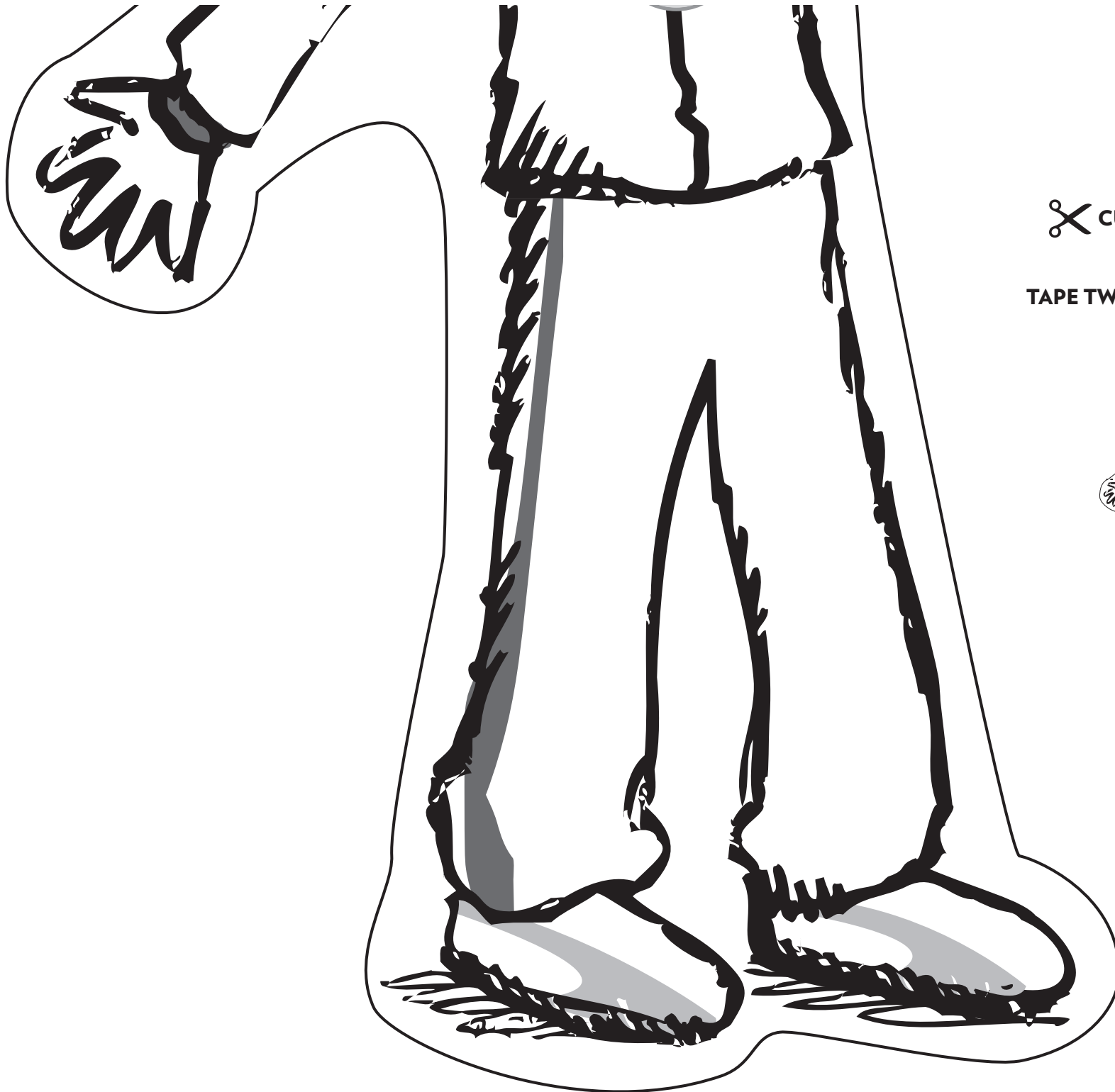
CUT ALONG LINE

&

TAPE THREE PARTS TOGETHER



OVERLAP



 **CUT ALONG LINE**
&

TAPE TWO HALVES TOGETHER

