

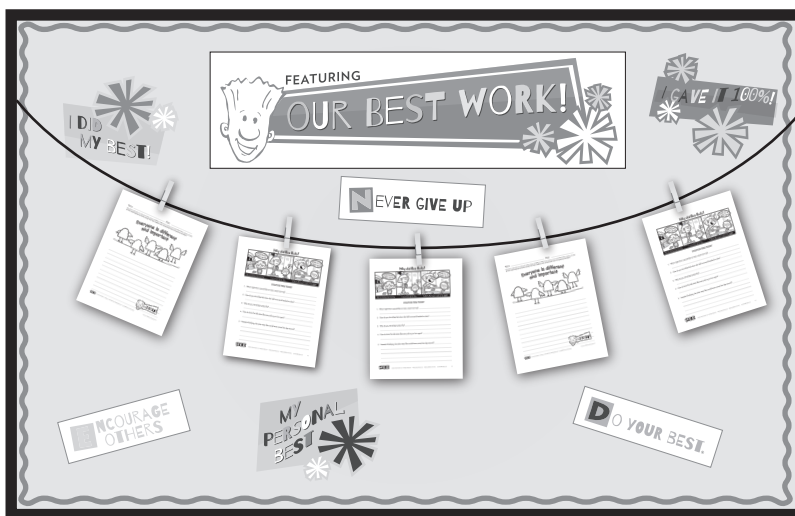
# Printable Display Board Kit

“Our Best Work”

Create a display board that encourages students to give their best effort and honours the results. Display top student work alongside NED’s encouraging messages.


- What You’ll Need:**
- Seven A4 sheets
  - A large display board or wall space and colourful butcher paper
  - Access to a printer
  - Scissors, tape and sticky tack/stapler

**Example:**



**Directions:**

- Line display board with coloured paper
- Print pages on A4 paper (card stock recommended)



**Banner**  
3 Pages



**Decorations**  
4 Pages

- Trim and tape together the “Featuring Our Best Work” title banner.  
*Idea: Laminate cutouts for extra durability*
- Cut out the decorations pages.
- Assemble items onto the bulletin board using sticky tack or a stapler
- Prominently feature the student work that shows the best effort of the day or week!

.....  
Consider giving student NED’s “I Did My Best” button if their work is featured!  
Visit [www.thenedshow.com/shop\\_ned](http://www.thenedshow.com/shop_ned) to purchase.



**N**EVER GIVE UP

**E**NCOURAGE  
OTHERS

**D**O YOUR BEST.®

**I DID  
MY BEST!**




**I GAVE IT 1000%!**



MY  
PERSONAL  
BEST





**FEATURING**

**OUR**

 cut along the dotted lines

**BEST W**

 cut along the dotted lines

**ORK!**

